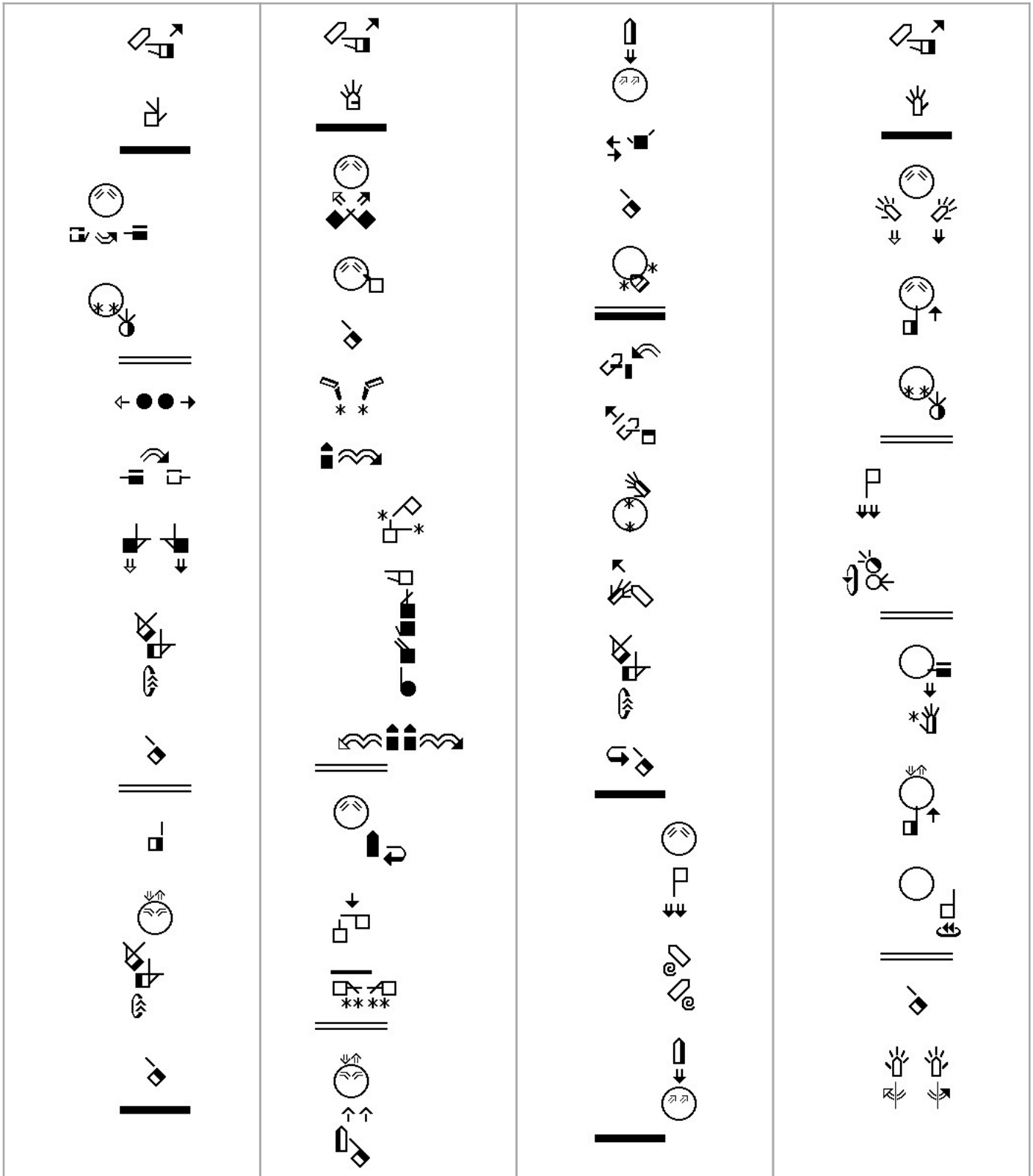


Chapter 5. Never speak harshly to an older man, but appeal to him respectfully as you would to your own father. Talk to younger men as you would to your own brothers. Verse 2. Treat older women as you would your mother, and treat younger women with all purity as you would your own sisters. NLT



Verse 3. Take care of any widow who has no one else to care for her. Verse 4. But if she has children or grandchildren, their first responsibility is to show godliness at home and repay their parents by taking care of them. This is something that pleases God. Verse 5. Now a true widow, a woman who is truly alone in this world, NLT

--	--	--	--

39 has placed her hope in God. She prays night and day, asking God for his help. Verse 6. But the widow who lives only for pleasure is spiritually dead even while she lives. Verse 7. Give these instructions to the church so that no one will be open to criticism. Verse 8. But those who won't care for their relatives, especially those in their own household, NLT

--	--	--	--

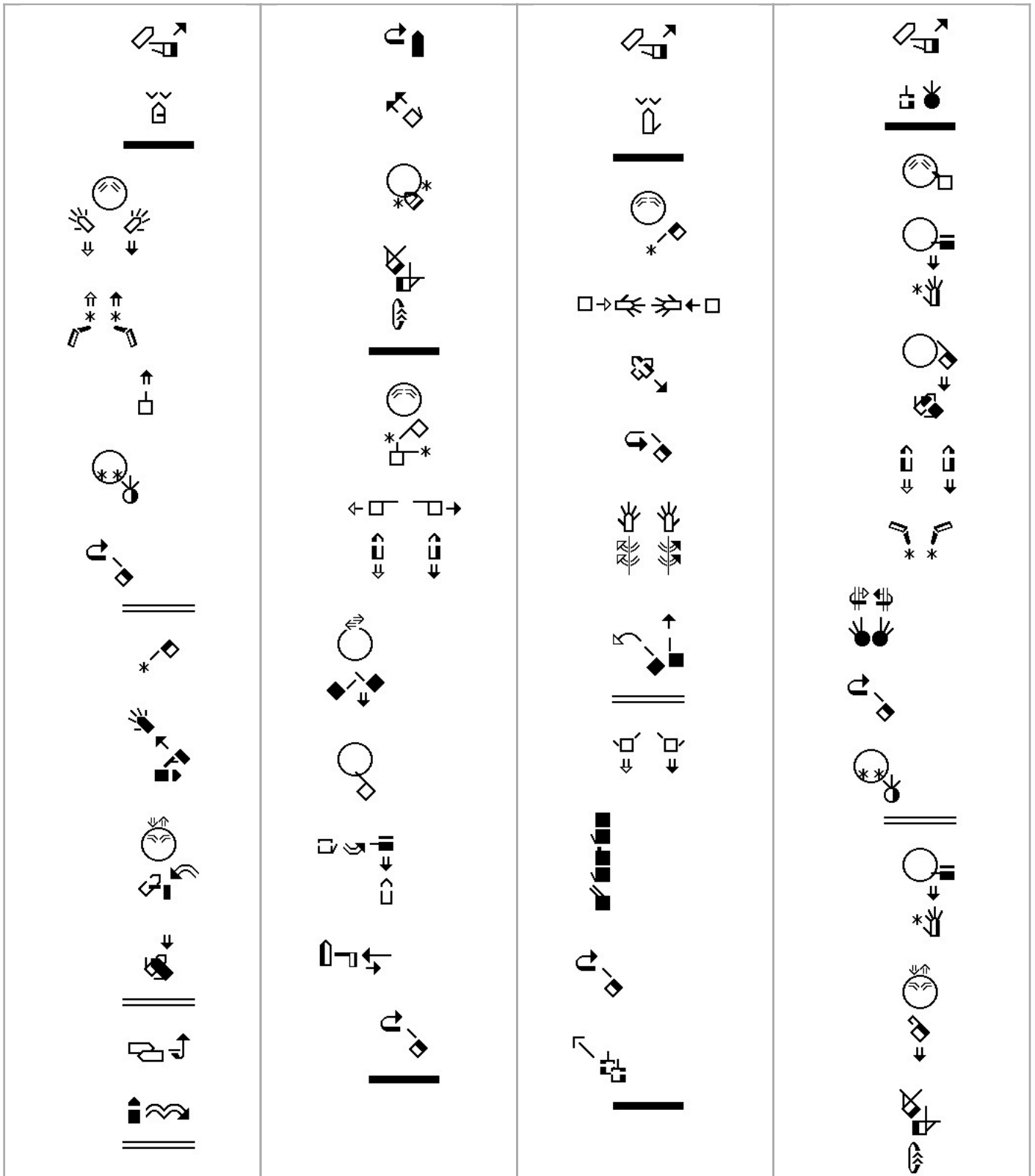
have denied the true faith. Such people are worse than unbelievers. Verse 9. A widow who is put on the list for support must be a woman who is at least sixty years old and was faithful to her husband. Verse 10. She must be well respected by everyone because of the good she has done. NLT

<p>ASL sign sequence for 'Has she brought up her children well?': Starts with a hand sign for 'she' (circle with two lines), followed by 'brought up' (hand moving up and then down), 'children' (hand with fingers spread), and 'well?' (hand sign for 'well' with a question mark).</p>	<p>ASL sign sequence for 'Has she been kind to strangers and served other believers humbly?': Starts with 'she', followed by 'kind' (hand with fingers spread), 'strangers' (hand with fingers spread), 'served' (hand moving up and down), 'other' (hand with fingers spread), 'believers' (hand with fingers spread), and 'humbly?' (hand sign for 'humbly' with a question mark).</p>	<p>ASL sign sequence for 'Has she helped those who are in trouble?': Starts with 'she', followed by 'helped' (hand moving up and down), 'those' (hand with fingers spread), 'who are' (hand with fingers spread), 'in trouble?' (hand sign for 'trouble' with a question mark).</p>	<p>ASL sign sequence for 'Has she always been ready to do good?': Starts with 'she', followed by 'always' (hand with fingers spread), 'been' (hand with fingers spread), 'ready' (hand with fingers spread), 'to do' (hand with fingers spread), 'good?' (hand sign for 'good' with a question mark).</p>
---	--	---	---

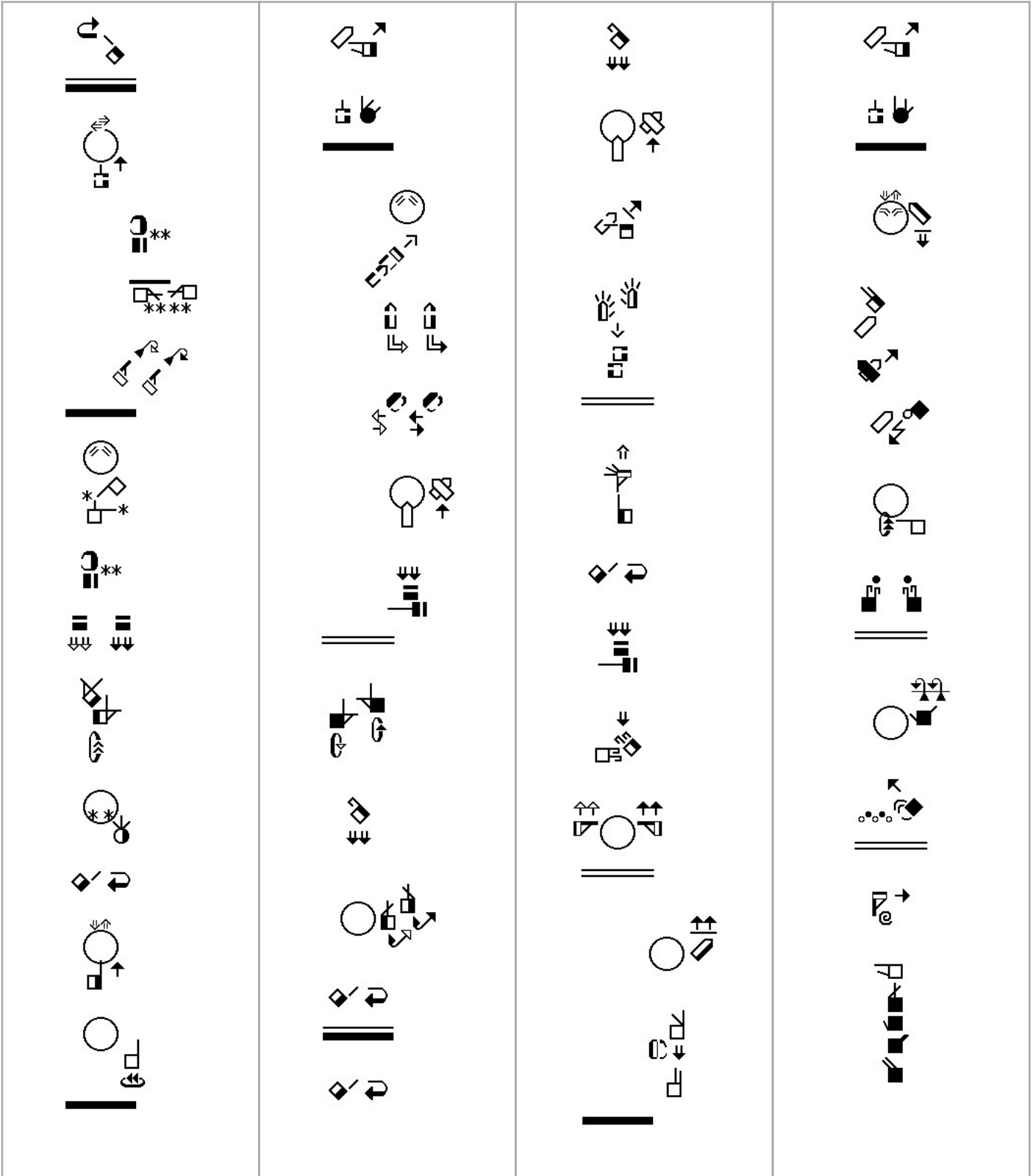
Has she brought up her children well? Has she been kind to strangers and served other believers humbly? Has she helped those who are in trouble? Has she always been ready to do good? Verse 11. The younger widows should not be on the list, because their physical

<p>A vertical sequence of ASL signs. It starts with two hands with fingers spread, palms down, moving up and down. This is followed by a hand with fingers spread, palm up, moving up and down. Then, a hand with fingers spread, palm up, moving up and down. Next, a hand with fingers spread, palm up, moving up and down. Then, a hand with fingers spread, palm up, moving up and down. This is followed by a hand with fingers spread, palm up, moving up and down. Then, a hand with fingers spread, palm up, moving up and down. Next, a hand with fingers spread, palm up, moving up and down. Then, a hand with fingers spread, palm up, moving up and down. This is followed by a hand with fingers spread, palm up, moving up and down. Then, a hand with fingers spread, palm up, moving up and down. Finally, a hand with fingers spread, palm up, moving up and down.</p>	<p>A vertical sequence of ASL signs. It starts with a hand with fingers spread, palm up, moving up and down. This is followed by a hand with fingers spread, palm up, moving up and down. Then, a hand with fingers spread, palm up, moving up and down. Next, a hand with fingers spread, palm up, moving up and down. Then, a hand with fingers spread, palm up, moving up and down. This is followed by a hand with fingers spread, palm up, moving up and down. Then, a hand with fingers spread, palm up, moving up and down. Next, a hand with fingers spread, palm up, moving up and down. Then, a hand with fingers spread, palm up, moving up and down. This is followed by a hand with fingers spread, palm up, moving up and down. Then, a hand with fingers spread, palm up, moving up and down. Finally, a hand with fingers spread, palm up, moving up and down.</p>	<p>A vertical sequence of ASL signs. It starts with a hand with fingers spread, palm up, moving up and down. This is followed by a hand with fingers spread, palm up, moving up and down. Then, a hand with fingers spread, palm up, moving up and down. Next, a hand with fingers spread, palm up, moving up and down. Then, a hand with fingers spread, palm up, moving up and down. This is followed by a hand with fingers spread, palm up, moving up and down. Then, a hand with fingers spread, palm up, moving up and down. Next, a hand with fingers spread, palm up, moving up and down. Then, a hand with fingers spread, palm up, moving up and down. This is followed by a hand with fingers spread, palm up, moving up and down. Then, a hand with fingers spread, palm up, moving up and down. Finally, a hand with fingers spread, palm up, moving up and down.</p>	<p>A vertical sequence of ASL signs. It starts with a hand with fingers spread, palm up, moving up and down. This is followed by a hand with fingers spread, palm up, moving up and down. Then, a hand with fingers spread, palm up, moving up and down. Next, a hand with fingers spread, palm up, moving up and down. Then, a hand with fingers spread, palm up, moving up and down. This is followed by a hand with fingers spread, palm up, moving up and down. Then, a hand with fingers spread, palm up, moving up and down. Next, a hand with fingers spread, palm up, moving up and down. Then, a hand with fingers spread, palm up, moving up and down. This is followed by a hand with fingers spread, palm up, moving up and down. Then, a hand with fingers spread, palm up, moving up and down. Finally, a hand with fingers spread, palm up, moving up and down.</p>
--	--	--	--

desires will overpower their devotion to Christ and they will want to remarry. Verse 12. Then they would be guilty of breaking their previous pledge. Verse 13. And if they are on the list, they will learn to be lazy and will spend their time gossiping from house to house, meddling in other people's business and talking about things they shouldn't. NLT



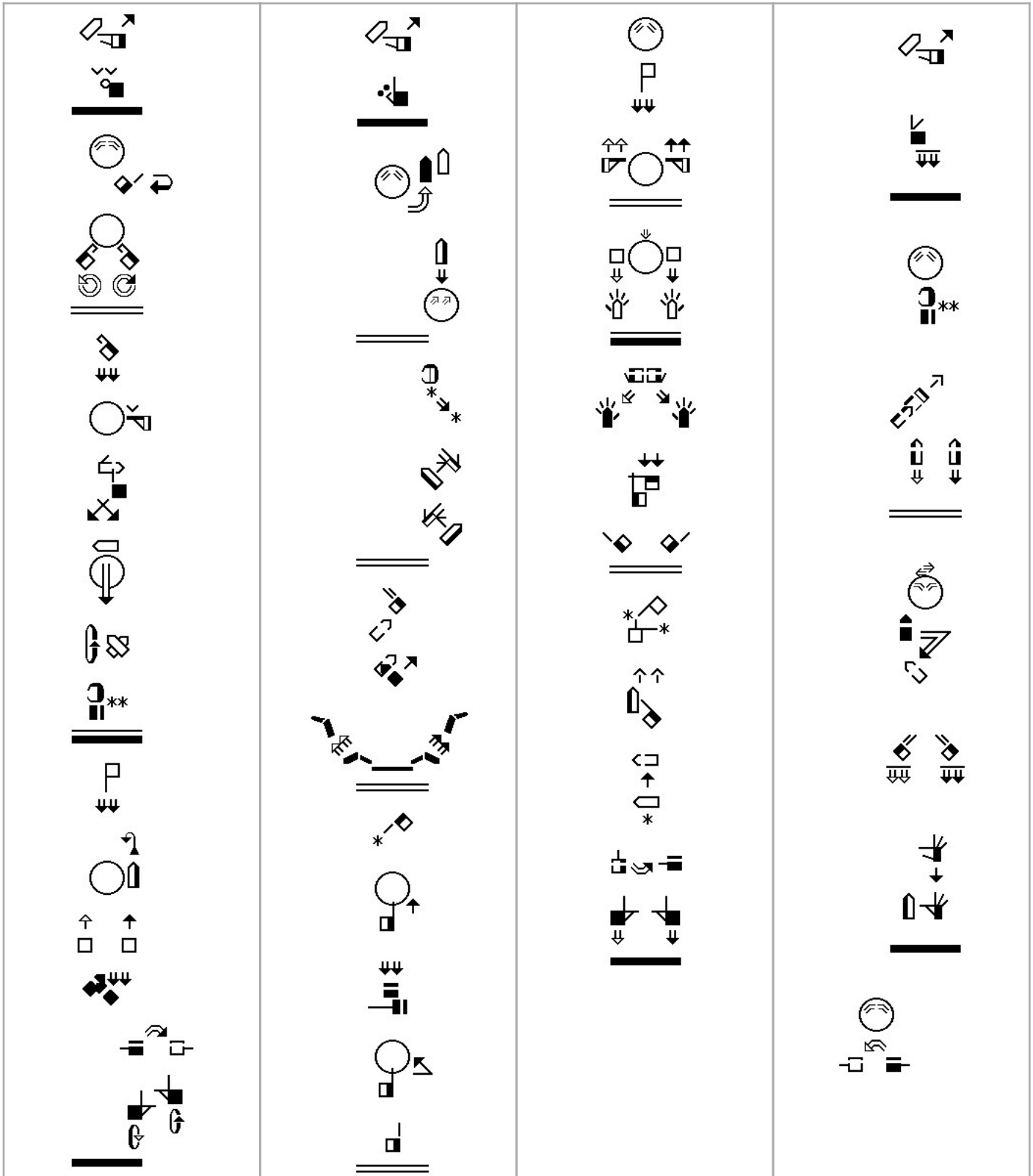
Verse 14. So I advise these younger widows to marry again, have children, and take care of their own homes. Then the enemy will not be able to say anything against them. Verse 15. For I am afraid that some of them have already gone astray and now follow Satan. Verse 16. If a woman who is a believer has relatives who are widows, she must take care



of them and not put the responsibility on the church. Then the church can care for the widows who are truly alone. Verse 17. Elders who do their work well should be respected and paid well, especially those who work hard at both preaching and teaching. Verse 18. For the Scripture says,

NLT

--	--	--	--



Verse 20. Those who sin should be reprimanded in front of the whole church; this will serve as a strong warning to others. Verse 21. I solemnly command you in the presence of God and Christ Jesus and the holy angels to obey these instructions without taking sides or showing favoritism to anyone. Verse 22. Never be in a hurry about appointing a church leader. NLT

--	--	--	--

Do not share in the sins of others. Keep yourself pure. Verse 23. Don't drink only water. You ought to drink a little wine for the sake of your stomach because you are sick so often. Verse 24. Remember, the sins of some people are obvious, leading them to certain judgment. NLT

--	--	--	--

But there are others whose sins will not be revealed until later. Verse 25. In the same way, the good deeds of some people are obvious. And the good deeds done in secret will someday come to light. NLT