


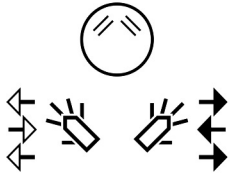
SignWriting Workshop

in San Diego, California

June 28 - July 4th, 2013



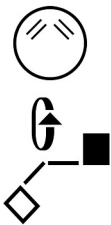
Very Cool!



What?

Learn to read and write American Sign Language, or ANY sign language.

An in-depth week of learning SignWriting.

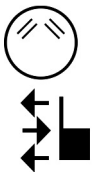


When?

June 28 - July 4th, 2013

7 morning sessions, 9:00 am - 12:00 noon, followed by a light lunch each day, with a **Party on July 4th**.

See next page for a description of session topics ...



Where?


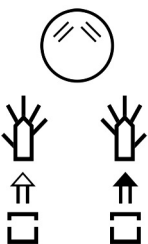
In La Jolla, San Diego area, about 3 miles from the beach and 20 minutes from Mexico. Hotel information available. Exact location will be given upon registration.



Who?

Taught by 3 skilled SignWriting teachers:

1. Deaf ASL Linguist & Teacher, Adam Frost
2. ASL Literature Writer, Nancy Romero
3. Inventor, SignWriting, Valerie Sutton



Cost?

\$200 for seven 3-hour morning sessions, with a light lunch each day, and a July 4th party on the last day. Included with the fee are books and software, such as the SignWriting Basics Instruction Manual, used during the workshop. You can also attend single 3-hour sessions, at \$50 per session.



Contact?

Adam Frost: frost@signwriting.org

Valerie Sutton: 858-456-0098

sutton@signwriting.org

www.SignWriting.org/lessons/workshops

See next page for more information...

SignWriting Workshop Sessions Schedule

Session 1, June 28

Review SignWriting Basics

For all levels, beginners to advanced, based on the [SignWriting Basics Instruction Manual](#). All participants receive the manual.

Session 2, June 29

Learn to Read SignWriting Literature

Reading sign language documents, with no spoken language, directly in the facial expressions, handshapes and movements of sign languages, is a new experience even for skilled signers. Learn to read ASL Wikipedia articles, children's stories and thick ASL books. Learn to "sign outloud" while reading, or learn to read ASL silently for speed and comprehension.

Session 3, June 30

Learn to Write SignWriting by Computer

Learn to write individual signs and documents in SignWriting on the internet using SignPuddle Online. Bring your laptop if you can. There will also be computers available in the workshop, and WiFi. Other software will also be briefly introduced.

Session 4, July 1

Learn SignWriting Hand Symbols

The International SignWriting Alphabet has over 200 Hand Symbols. This workshop is fun, to see photos and animation of the Hand Symbols and to discuss palm facing and hand and finger directions.

Session 5, July 2

Learn SignWriting Movement Symbols

The International SignWriting Alphabet has 10 groups of Movement Symbols. There are instructive videos by Adam Frost, teaching Contact Symbols, Finger Movements and Rotation Symbols. Movement symbols are reviewed in depth.

Session 6, July 3

Learn SignWriting Facial Expressions, Head & Body Movement, Timing & Dynamics

The International SignWriting Alphabet includes a large set of non-manuals. The Facial Expressions are extensive and are written all over the world in different ways. These different applications are explored along with how to write body movement, dynamics, and timing.

Session 7, July 4

Learn SignWriting Handwriting

Who needs a computer? SignWriting is written by hand all over the world by signers who do not need a computer to write their sign languages. And you can do it too! This is a fun and useful session, that ends a wonderful week writing signs ;-)

SignWriting Workshop

www.SignWriting.org/lessons/workshops • sutton@signwriting.org • voice 858-456-0098