



# ASL Symbol Cheat Sheet

## Group 1: Index Finger




## Group 2: Index-Middle




## Group 3: Thumb-Index-Middle



## Group 4: Four Fingers



## Group 5: Five Fingers



1. Forward-Over

5. Back-Over

1. Forward-Under

5. Back-Under:

1. Forward-Side

5. Back-Side

1. Side-Forward-Side

5. Side-Back-Side



**Side-To-Side**  
Parallel Wall Plane

1. Forward-Back Circle  
Parallel with Side Wall

5. Forward-Back Circle  
Parallel with Floor

**Wall-Plane-Twist**  
Straight with Rotation

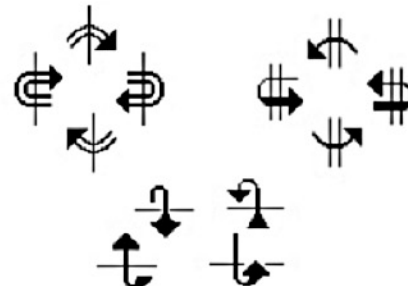
**Wall-Plane-Twist-Twist**  
Straight with Rotation

**Wall-Plane-Twist-Shake**  
Straight with Rotation

**Floor-Plane-Twist**  
Straight with Rotation

**Floor-Plane-Twist-Twist**  
Straight with Rotation

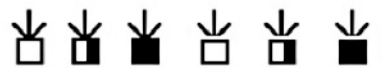
**Floor-Plane-Twist-Shake**  
Straight with Rotation



# ASL Symbol Cheat Sheet



**Group 6:** Baby Finger



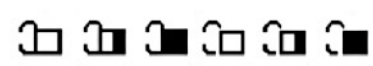
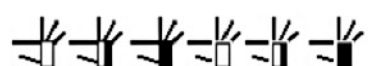
**Group 7:** Ring Finger




**Group 8:** Middle Finger



**Group 9:** Index-Thumb



**Group 10:** Thumb



**Eyes Open**



**Eyes Squint**



**Eyes Squeezed Tightly Together**



**Eyegaze Up**



**Eyegaze Forward**



**Air Out**



**Air In**



**Lip Corner Up Right**



**Open Mouth Protrudes Forward**



**Open Mouth Wrinkles Around Sides of the Mouth**



**Oval Open Mouth Vertical (Yawn)**



**Tense Lips**



**Open Mouth**



**Tongue Sticks Outside & Up**



**Tongue Sticks Outside Straight Center Mouth**

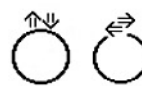


**Tongue Licks Lip Outside & Down**

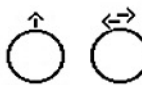


**Tongue Inside Rests Roof Mouth**

The nose moves in the direction of the arrows.  
The neck bends and stretches as the nose moves.



The entire head travels in the direction of the arrows.  
The nose remains straight, and the neck does not bend.



**Contact Tip of Nose**



**Wrinkle Nose**



**Wiggle Nose**