

## Instructions

### How to Use SignBank CZ to Search Linguistic Fields

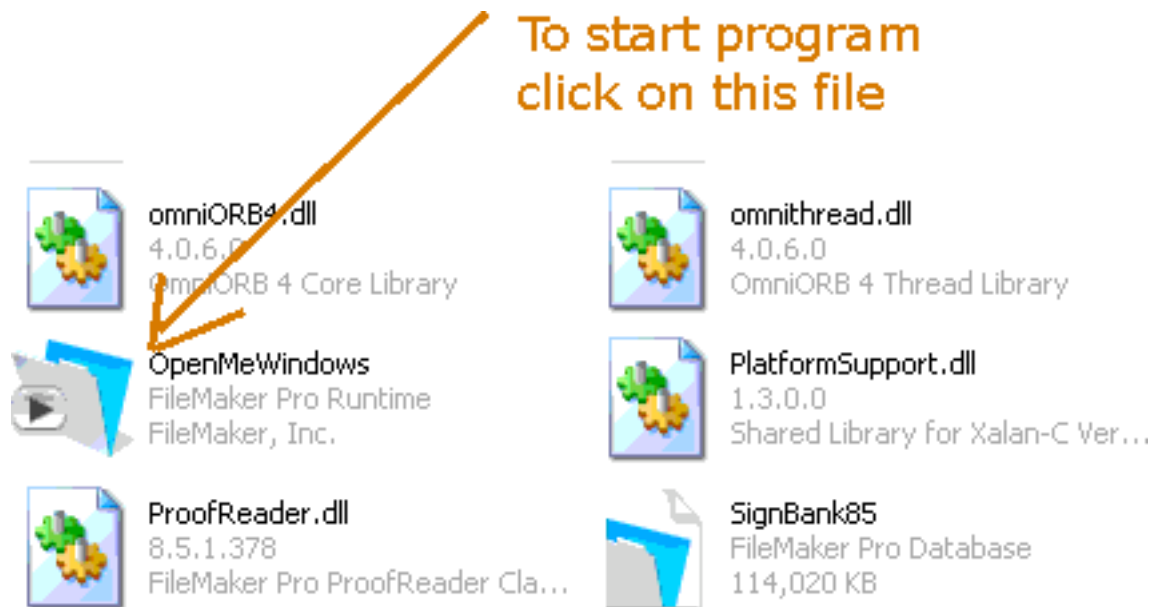
#### 1. Download SignBank CZ Runtime:

SignBankCZ 8.5 Download Page

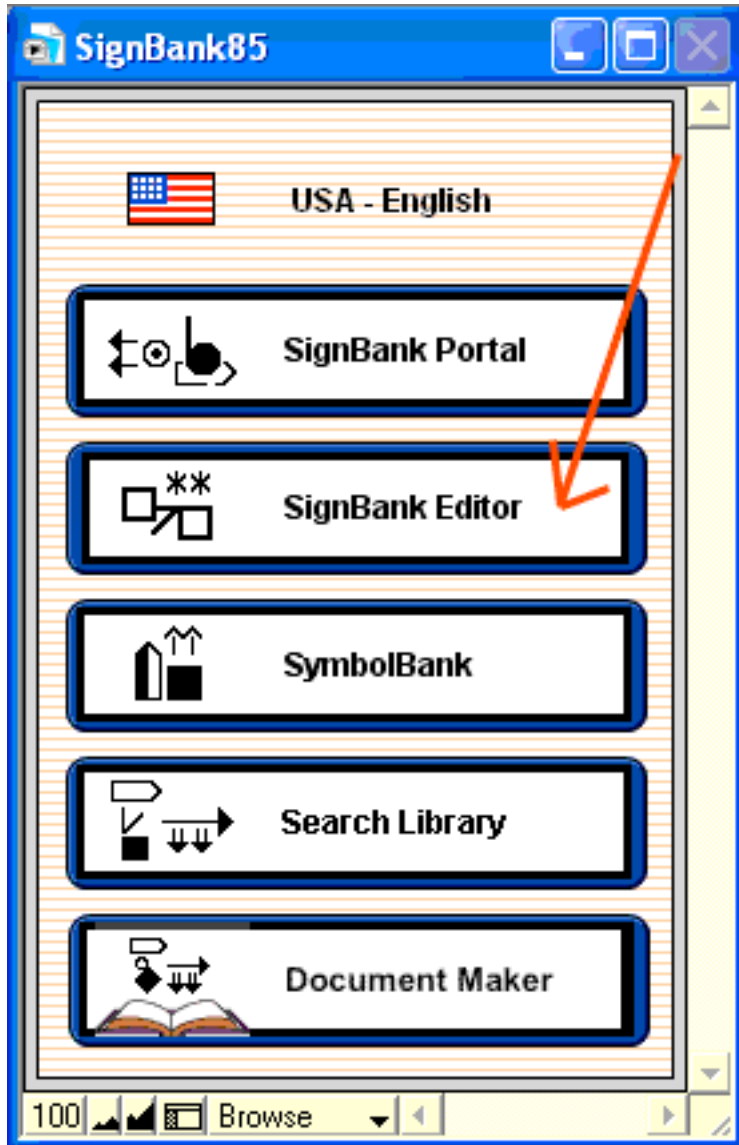
<http://www.signbank.org/downloads/SignBankCZ.html>

#### 2. Un-zip and open the folder entitled SignBankCZ\_Runtime\_WinXP

#### 3. Open the file named "OpenMeWindows":



4. Click on SignBank Editor:

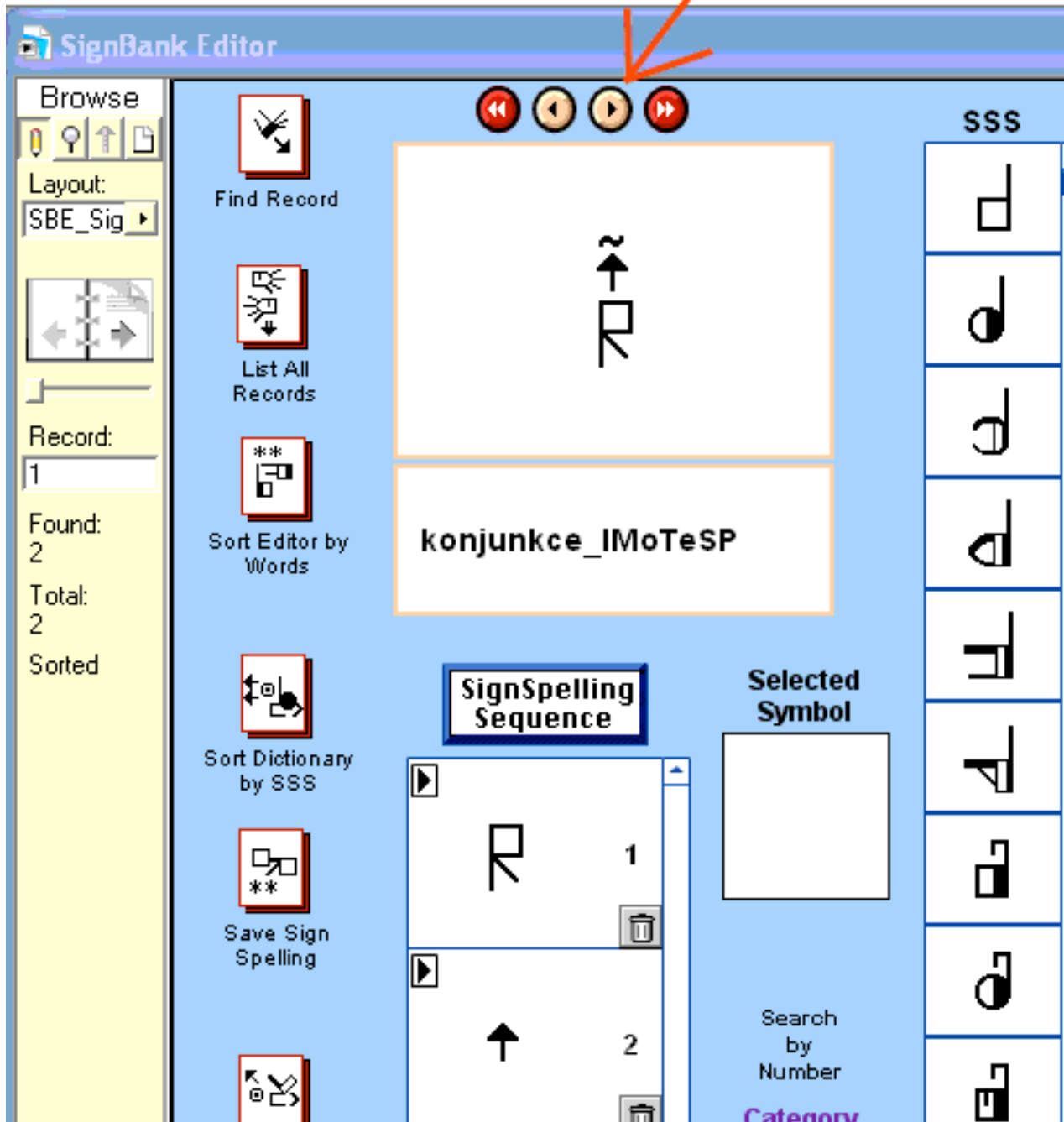


5. This opens the SignBank Editor section.

To access the Linguistic Fields, click on the small arrow at the top of the page (see diagram below) FOUR times...

To reach  
Linguistic  
Page....

Click on this  
arrow FOUR  
times....



6. This will take you to this page:

Record:  
1

Found:  
2

Total:  
2

Sorted

Search these fields

konjunkce\_IMoTeSP

**CZ (Czech) lemma**  
konjunkce  
conjunction

**CZ grammatical information**  
-e f, f.

**semantic field**  
(mat. log.)

**meaning of the CZ lemma**  
spojení dvou výroků logickou spojkou a (výsledný výrok je pravdivý, pokud jsou části současně pravdivé), join of two sentences through the logical element and a complex sentence being true if and only if both parts are true); [exemplification]; logical element (operator) joining two sentences

**exemplification (quotation in CZ context)**  
logický součin, pravdivostní tabulka konjunkce, negace konjunkce, konjunkce výrokových formulí, [exemplification]

**hyponymical/hyponymical settings of the CZ expression**  
ant. Shefferova spojka

7. To search a field, place your cursor in the field, and press Control-F for Find. It gives you a blank field. Type in that field what you want, and press Enter...It will find all the records with the criteria you typed.

8. The records found can be looked through, by clicking on the pages of the book...

