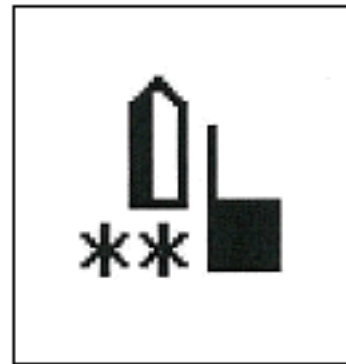


The SignWriting Literacy Project For Deaf Students

An Innovative New Way of Teaching
Signing Deaf People To Read & Write
...Special Software, DVDs, Books & Instruction...
Plus an Educational Library For Deaf Students Online



Above: A Deaf child in New Mexico, learns to read the sign for BELL in ASL. The SignWriting Literacy Project has been used in the Albuquerque Public Schools since 1999.

SignWriting Literacy Project for Deaf Students

It is hard for hearing people to imagine what it must be like to be born-deaf. Many of us take speaking, reading and writing for granted. But actually all three are dependent upon good hearing. Reading is not based on sight alone - it is based on sounds. When hearing people learn to read, they "sound-out" the letters in each word, plus they are learning to read a language they already know how to speak.



Above, 1999: Deaf students Simon, Jazmine, Joe and Desi read SignWriting books while waiting to use the computers at Mark Twain Elementary School in Albuquerque, New Mexico. In 2006, the SignWriting Literacy Project is located at Hodgkin Elementary School in Albuquerque.


For born-deaf people to function in a hearing world, they must learn to read and write words - words they have never heard. Profoundly deaf people cannot "sound-out" words, in the same way hearing people can. Deaf children must learn to read from rote-memory, without sounds to help them. The SignWriting Literacy Project has developed special software, web sites, DVDs, children's stories and instruction materials, teaching the reading and writing of sign languages and spoken languages, using SignWriting. These materials are donated to schools with Deaf students.

Free To Classrooms With Deaf Students

The SignWriting Literacy Project is pioneering a new concept in Deaf Education. SignWriting books, DVDs and software are specially-developed for the signing-Deaf, and then donated to classes with Deaf students. In return, teachers, students, parents and administrators provide documented feedback. The results are published on the SignWriting Web Site at:

SignWriting Literacy Project


<http://www.signwriting.org/forums/teachers>



Above 1999: Deaf students in Albuquerque, New Mexico showing their hand-writing. Fernando and Dathan were writing thank you notes to Valerie for the SignWriting books. They had just begun to learn SignWriting at the time, so this was their first writing experience. Their spellings are creative and very readable..an excellent job!! ;-)

4

Deaf students in 1999 proudly showed books which they read in class.



Donating Software, Materials & Training To Schools

The SignWriting Literacy Project donates the following:

1. Picture Dictionary
2. Full Dictionary
3. Workbooks Level One
4. Storybooks Level Two
5. Storybooks Level Three
6. Storybooks Level Four
7. Flashcards
8. Educational DVDs
9. Learn To Read ASL Manual
10. SignPuddle Software
11. SignPuddle Server
12. Pocket Puddles for PCs
13. iPuddle for Macs
14. SignBank Database
15. Lessons In SignWriting
16. A Web Page for the Class
17. Teacher Training
18. Parent Training
19. A forum online
20. Full technical support



5

Below 2004: Deaf teacher-assistant Julie James teaching SignBank to Deaf students in Albuquerque, New Mexcio at Hodgkin Elementary School.



Below 2004: Deaf student uses SignBank to look up a sign in SignWriting.



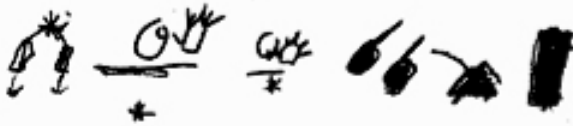


Lance Castillo, Age 7

Teacher Cecilia Flood: "For almost five months now, Lance comes to this very small room that has standard equipment, one to two camcorders and a very large TV. He comes with two other SignWriting learners. They stand, they sit, and they read and write in books, SignWriting books. His request this day was to watch the SignWriting activities on the TV. His illustration could not be any clearer. His SignWritten comment tells us that Lance is surely in the 'technological' know-how-to make this possible. Be assured his request will be granted the very first minutes of our SignWriting session next week." Teacher Cecilia Flood

Some handwritten SignWritten sentences with illustrations by Hodgin Elementary students, Albq. N.M

Karen malonudo



Chris Barrett







Hello

J-o-n-a-t-h-a-n



your

pumpkin

me

like

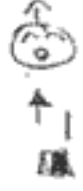


school

me

class

me



like

school


you

class

school

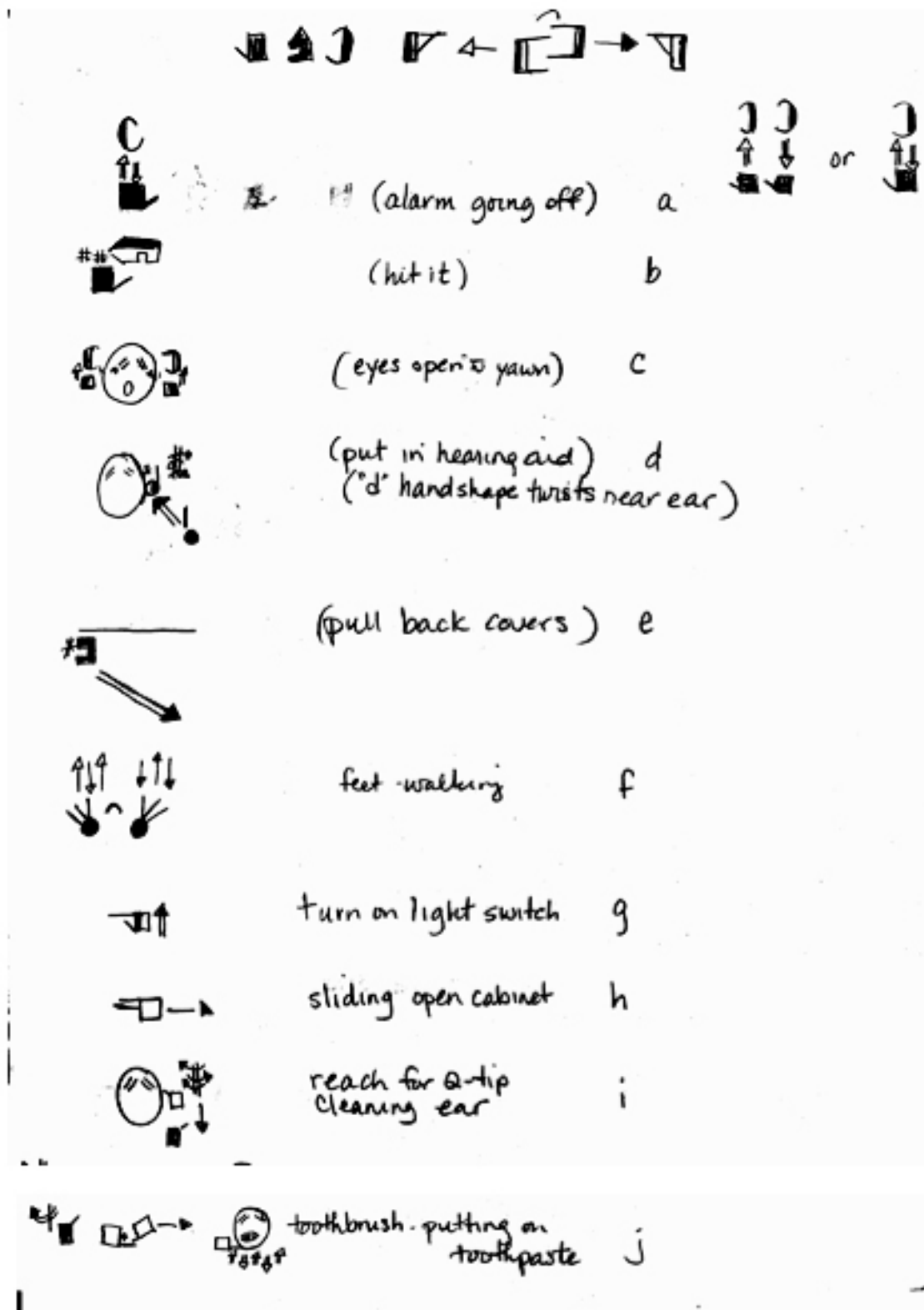


what



Jahene





ALBUQUERQUE PUBLIC SCHOOLS

SPECIAL EDUCATION - AZTEC

2611 Eubank, NE

Albuquerque, New Mexico 87112

Phone: (505) 298-6752 Fax: (505) 298-6759

BRADFORD ALLISON, Ph.D.
SUPERINTENDENT

ELIZABETH EVERITT, Ph.D.
ASSISTANT SUPERINTENDENT
FOR LEARNING

ELIZABETH LAWRENCE
DIRECTOR
SPECIAL SERVICES

NANCY J. KILPATRICK
SUPERVISOR
SPECIAL EDUCATION

SARAH A. BIENIARZ
COORDINATOR
SPECIAL EDUCATION - AZTEC

October 30, 1998

To:

Valerie Sutton

SignWriting Literacy Project

Deaf Action Committee for SignWriting

P.O. Box 517

La Jolla, California, 92038-0517

Dear Valerie,

The teachers in the district program for Deaf/Hard of Hearing students at Mark Twain and Chaparral Elementary Schools, in the city of Albuquerque, would like to participate in your SignWriting Literacy Project. We are a part of the Albuquerque Public School District. We serve approximately 125 Deaf/Hard of Hearing students, both at centralized district programs and at their neighborhood schools.


Some of our teachers would like to introduce SignWriting to their students. These teachers are interested in learning and using SignWriting because they want to improve literacy skills for the students in their classes. Each teacher has approximately 8 number of students who will be participating in the Literacy Project.

We agree, as a group, to complete three Web Reports in return for the SignWriting materials and technical support you donate to us. We understand that this letter and all three reports will become public information and will be posted to the SignWriting Email List and posted on the SignWriting Web Site. You have our full permission to use the information as needed.

Please send SignWriting materials for 6 teachers and 50 students.

Thank you for considering us for your project.

Sincerely,



Mona Sherrell
Sensory Impairment Specialist

Sample Confirmation Letter

Below is a copy of a sample letter. Please type it on letterhead, sign it, and send it to us through postal mail (snail mail):

Date

FROM:

Teacher's Name

School's Name

School's Street Address

Teacher's Email Address

TO:

Valerie Sutton

SignWriting Literacy Project

Deaf Action Committee For SignWriting

P.O. Box 517,

La Jolla, CA. 92038-0517, USA

Dear Valerie,

The teachers of the _____grade, at the _____School, in the city of _____ would like to participate in your SignWriting Literacy Project. We are part of the _____School District. Some other information about our hearing impaired program: _____ (optional).

Some of our teachers would like to introduce SignWriting to their students. These teacher's are interested in learning and using SignWriting because_____. Each teacher has approximately _____ number of students who will be participating in the Literacy Project.

We agree, as a group, to complete three Web Reports in return for the SignWriting materials and technical support you donate to us. We understand that this letter and all three reports will become public information and will be posted to the SignWriting List and posted on the SignWriting Web Site. You have our full permission to use the information as needed.

Please send SignWriting materials for _____number of teachers and _____ number of students.

Thank you for considering us for your project.

Sincerely,

(signature)

Teacher

Name of School

Address

Please mail this letter to:

SignWriting Literacy Project

Deaf Action Committee For SignWriting

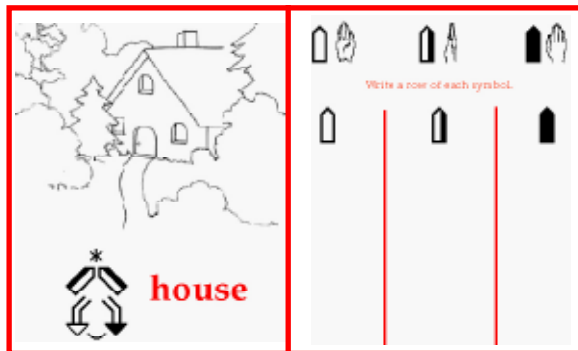
P.O. Box 517

La Jolla, CA. 92038-0517, USA

1

Goldilocks Reading Level 1


Workbook & Coloring Book



2

Goldilocks Reading Level 2

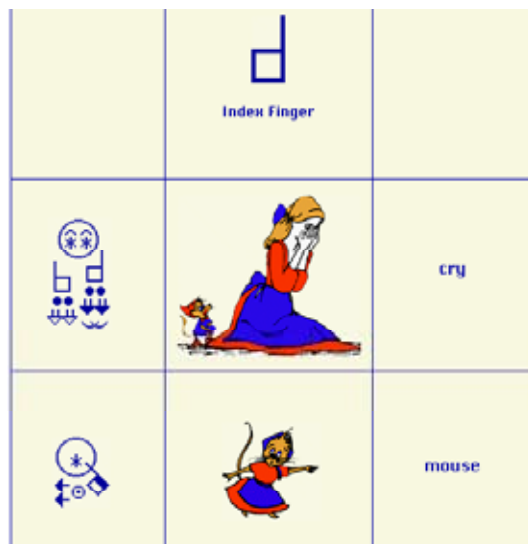
Basic ASL Storybook



3

Sutton's ASL Picture Dictionary

Illustrated Children's Dictionary



4

SignBank Dictionary Database

Software For Classroom Computer



5

Lessons In SignWriting

DVD Series & Booklets



6

Lessons In SignWriting


Textbook on a CD-ROM



7

SignWriting Flashcards

...over 30 8-1/2 by 11" flashcards....



...In Return....

The teachers give their opinions, feedback and suggestions by completing written reports, which are published in three ways:

1. Email

posted on the SignWriting List

2. Web


posted on the SignWriting Web Site

3. Booklet

SignWriting Literacy Project Report

Vocabulary building with a difference

- Word wall in a 2nd - 3rd grade DHH class
- SignWriting vocabulary arranged following the Sign Symbol Sequence



Want to join the SignWriting Literacy Project?

Write to Valerie Sutton...

Sutton@SignWriting.org

to request information and application forms.

We look forward to hearing from you!



SignWriting Literacy Project

www.SignWriting.org/forums/teachers/teachers.html