

SignPuddle™ Online

 www.SignBank.org/signpuddle



Come Splash in a Sign Puddle!

1. FREE on the web!
2. Search Sign Language Dictionaries.
3. Create your own signs and add them.
4. Send email in SignWriting®.
5. Translate words to SignWriting.
6. Create documents with SignWriting.
7. Have fun sharing signs on the internet!

Some Dictionaries:

American Sign Language	
Arabic Sign Languages	
Brazilian Sign Language	
British Sign Language	
Colombian Sign Language	
Czech Sign Language	
Danish Sign Language	
Finnish Sign Language	
Flemish Sign Language	
French Sign Language	
German Sign Language	
Greek Sign Language	
International Sign Languages	
Irish Sign Language	
Italian Sign Language	
Japanese Sign Language	
Maltese Sign Language	
Netherlands Sign Language	
Nicaraguan Sign Language	
Northern Ireland Sign Language	
Norwegian Sign Language	
Polish Sign Language	
Quebec Sign Language	
Spanish Sign Language	
Swiss Sign Languages	
Taiwan Sign Language	
...and others...	

Search by Words

1. Click on the icon: [Search by Words](#)
2. In the Search field: Type a word or a letter.
3. Press the Search button.
4. All the signs that use that word will list for you in SignWriting.
5. You can then copy the sign, or drag and drop it, into other documents.

The screenshot shows the SignPuddle website interface. On the left is a vertical navigation menu with five icons and labels: 'Search by Words' (with a sign icon), 'Search by Signs' (with two hand icons), 'Search by Symbols' (with a building icon), 'Symbol Frequency' (with a sign icon and asterisks), and 'Translate' (with a sign icon). The main content area features the SignPuddle logo (a red umbrella) and the text 'SignPuddle™ Search by Words'. Below this is a search form with a text input field containing 'hello', two radio buttons for 'Any part of name' (selected) and 'Start of name', and a 'Search' button. The search results are displayed in two columns of blue, underlined text links.

artificial	do-not-like
artist	do-not-understar
ashamed	do-not-want
ask	doctor
ask-me	does-not-matter
ask-you	dog
asks-you	doll
assistance	dollar
assistant	dollar-1
associate	dollar-2
association	dollar-3
astray	dollar-4
astrologer	dollar-5
astrology	dollar-6
at	dollar-7
at-least	dollar-8
attempt	dollar-9
attend	donate
attention	done
attitude	donkey
attornev	door

Search by Signs

1. Click on the icon: [Search by Signs](#)
2. In the Search field: Type a word or a letter.
3. Press the Search button.
4. The signs will list in small size.
5. Click on the small sign you want, and a larger version will appear...

The screenshot displays the SignPuddle website interface. On the left side, there is a vertical navigation menu with five blue-bordered buttons: "Search by Words" (with a keyboard icon), "Search by Signs" (with two hand icons), "Search by Symbols" (with a house and arrows icon), "Symbol Frequency" (with two hourglass icons), and "Translate" (with a document and arrows icon). The main header area features the SignPuddle logo, which includes a red umbrella icon and the text "SignPuddle™ Search by Signs". Below the header is a search interface with a text input field containing the letter "a", two radio button options labeled "Any part of name" (selected) and "Start of name", and a "Search" button. The search results are presented in three vertical columns, each containing a list of small, black-and-white hand sign icons.


Search by Symbols

1. Click on the icon: [Search by Symbols](#)
2. The symbols are listed to the right.
3. Find the symbol you want, and drag it to the box.
4. Press a search mode: Exact Match, Any Match, Fill Match, Rotate Match.
5. Click on the Search button. All the signs that use that symbol will be listed.


The screenshot displays the SignPuddle™ interface. At the top left, a sidebar contains five search mode buttons: 'Search by Words', 'Search by Signs', 'Search by Symbols' (which is highlighted with a blue border), 'Symbol Frequency', and 'Translate'. The main area features the SignPuddle logo (a red umbrella) and the text 'SignPuddle™ Search by Symbols'. Below this is a large white workspace where a single symbol (a square with a vertical line on the left and a horizontal line on the top) is placed. A red arrow points from this symbol to a vertical list of six symbols on the right side of the workspace, representing search results. At the bottom of the interface is a grid of nine control buttons: 'Group List', 'Previous', 'Search', 'Select Next', 'Delete Symbol', 'Clear All', 'Variation', 'Mirror Symbol', and 'Fill Symbol'.

Symbol Frequency

1. Click on the icon: [Symbol Frequency](#)
2. A list of symbols will appear. The Symbol ID Number is below each symbol.
3. The x-number shows how many times that symbol is used in the dictionary.
4. Click on the Symbol Number.
5. All the signs that use that symbol will be listed for you.














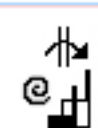



**Search
by Words**



SignPuddle™

Symbol Frequency

67 hand symbols used in th

	 01-01	 01-02	 01-03
 <p style="text-align: center; color: blue;">Search by Symbols</p>	 <u style="color: purple;">001-01</u> x 93	 <u style="color: blue;">001-01</u> x 31	 <u style="color: blue;">001-01</u> x 7
 <p style="text-align: center; color: blue;">Symbol Frequency</p>	 <u style="color: blue;">002-01</u> x 12	 <u style="color: blue;">003-01</u> x 3	 <u style="color: blue;">010-01</u> x 4
 <p style="text-align: center; color: blue;">Translate</p>	 <u style="color: blue;">007-01</u> x 8	 <u style="color: blue;">005-01</u> x 1	 <u style="color: blue;">012-01</u> x 2

<http://www.SignBank.org/signpuddle>

5

Translate Words to SignWriting

1. Click on the icon: [Translate](#)
2. Type the words you wish to translate.
3. State how many signs per column.
4. Press the Translate Button.
5. The words are replaced by signs written in SignWriting.

Search by Words

Search by Signs

Search by Symbols

Symbol Frequency

Translate

SignPuddle™
SignTranslate

Translate text into sign language

Hello. Happy meet you, Hope see you again, Come soon home. Me wait here. Goodbye

Signs

SignWriting Output

Send SignWriting Email

1. Click on the icon: [SignMail](#)
2. Type the To and From email addresses.
3. Type a word-gloss of the message. State how many signs per column.
4. Press Preview to see what the SignWriting message looks like.
5. Click Send. The SignWriting email is sent!

The screenshot shows the SignPuddle SignMail interface. On the left is a vertical sidebar with five search options: 'Search by Words' (with a keyboard icon), 'Search by Signs' (with hand icons), 'Search by Symbols' (with a bar chart icon), 'Symbol Frequency' (with a graph icon), and 'SignMail' (with a hand icon). The main area features the SignPuddle logo (a red umbrella) and the text 'SignPuddle™ SignMail™'. Below the logo is the heading 'Send SignWriting Email'. A form contains the following fields: 'From' (sutton@signwriting.org), 'To' (dac@signwriting.org), and 'Subject' (Hello!). Below the form is a grid of three columns and three rows of signwriting symbols. The symbols include various hand configurations, arrows, and shapes, some with asterisks indicating specific features.

Make Your Own Signs

1. Click on the icon: [SignMaker](#)
2. The SignWriting Symbols appear to the right.
3. Drag and drop symbols into the SignBox.
4. When a sign is ready, press the Add To Dictionary button.
5. The sign will be added to the SignPuddle dictionary on the web.

The screenshot shows the SignPuddle SignMaker interface. At the top, there is a logo for SignPuddle™ SignMaker™ featuring a red umbrella. Below the logo, the text "SignPuddle™ SignMaker™" is displayed. The interface is divided into several sections:

- Search Options (Left Sidebar):** Five buttons are visible: "Search by Words" (with a sign icon), "Search by Signs" (with hand icons), "Search by Symbols" (with building icons), "Symbol Frequency" (with sign icons), and "SignMaker" (with various sign icons).
- SignBox (Center):** A large empty box for creating signs. It currently contains a smiley face and a hand symbol with an arrow pointing up.
- SignWriting Symbols (Right):** A grid of 12 symbols, each in a separate box. The symbols include a square with a line, an asterisk, a square with a diagonal line, a dot, a square with a diagonal line and an arrow, an upward arrow, a hand with fingers spread, a hand with fingers spread and an upward arrow, a square with a diagonal line and a curved arrow, a curved arrow, a square with a diagonal line and a curved arrow, and a hand with fingers spread and a curved arrow.
- Toolbar (Bottom):** A row of buttons for editing signs: "Group List" (hand with arrows), "Previous" (hand with arrow), "Add To Dictionary" (sign with asterisk), "Copy Symbol" (four 'd' characters), "Delete Symbol" (hand with arrow and a trash can), "Clear All" (hand with arrow and a trash can), "Variation" (hand with arrow and a downward arrow), "Mirror Symbol" (hand with arrow and a mirror), and "Fill Symbol" (hand with arrow and a downward arrow).

Customize Signs

1. Click on Customize Button
2. Choose Small, Medium or Large sizes.
3. Choose background color or transparency.
4. Choose SignWriting color and size of bounding box.
5. Then copy and paste, or drag and drop the SignWriting into other documents.

Search by Words

Search by Signs

Search by Symbols

Symbol Frequency

SignMaker

SignPuddle™
Customize Sign

Customize Sign

hello_4

Options

Size Medium

Sign Color Select or Standard Colors

Background Color Select or Transparent

Bounding Box Tight



SignPuddle™ Online

by Stephen Slevinski

slevin@signpuddle.net

<http://www.SignBank.org/signpuddle>

Future site: <http://www.SignPuddle.org>

Deaf Action Committee For SignWriting (the DAC)
P.O. Box 517, La Jolla, California, 92308-0517, USA
DAC@SignWriting.org • www.SignWriting.org • www.SignBank.org