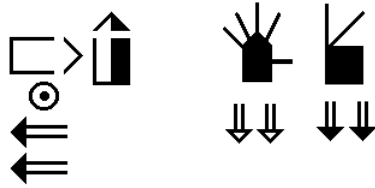


Lesson 7


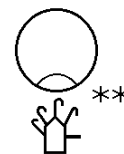
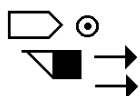
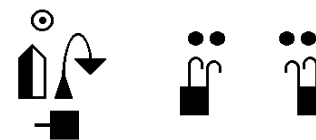


Contents:

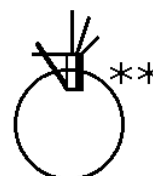

- Six new configurations
- New finger movements
- Contact symbols: Hold and In-Between
- Ears and hair
- New movement arrows




New configurations




CAFÉ
COFFEE



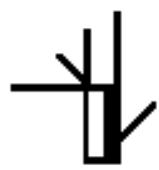
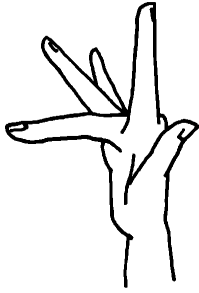
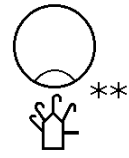
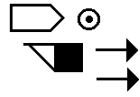
DOMINGO
SUNDAY



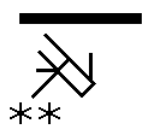
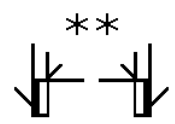
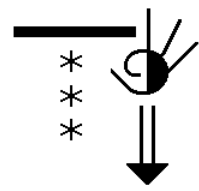
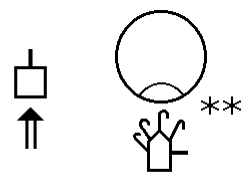
"T"
THE LETTER "T"



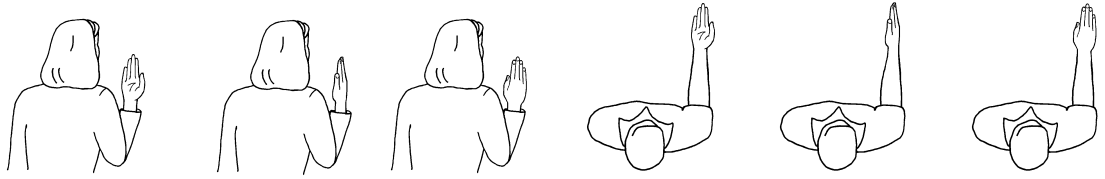
SEÑOR
SIR/MISTER



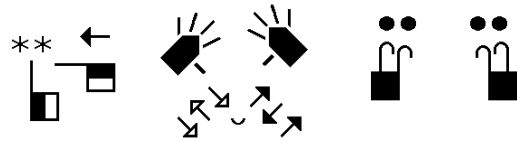
LIMPIO
CLEAN



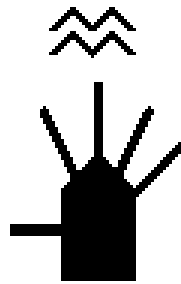
Summary: This chart summarizes the new configurations:



New finger movements

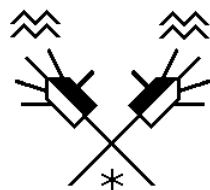



Alternating opening and closing of the fingers from the knuckle joints



The fingers alternate moving up and down, like when you drum your fingers on a table.

The symbol for this alternating movement is two rows of small arrow heads pointing up and down.



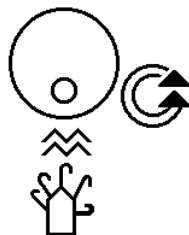
JUGAR
TO PLAY



ARAÑA
SPIDER




HABLAR
TO SPEAK



PICANTE
SPICY HOT



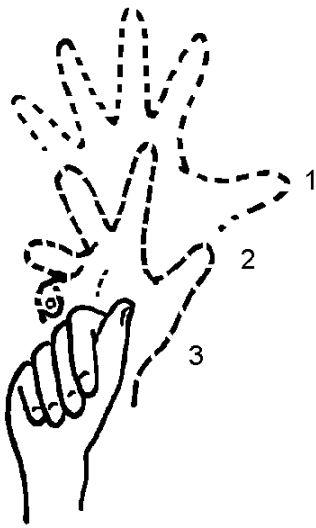
BUCEAR
SCUBA DIVING



VACACIONES
VACATION




Closing the hand from the knuckles, one finger at a time

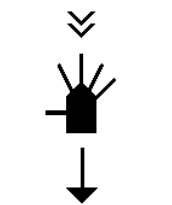


The fingers close once, one at a time, starting from the little finger and ending with the index finger.


The symbol used to represent this single close of the hand is two arrow heads, one inside the other, pointing down.



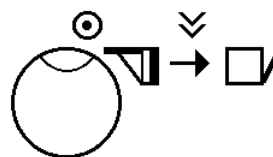
Remember: when a sign starts with one configuration and ends with another, if it is not clear what the two configurations are, we write both the first and the second.



ROBAR
TO ROB

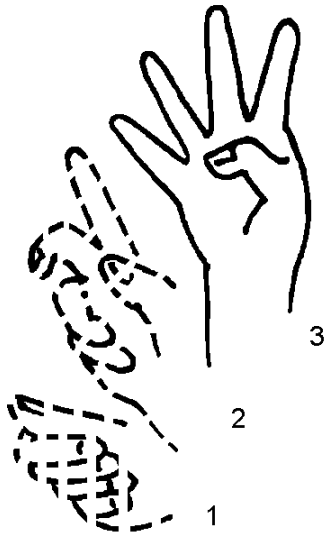


COLORES
COLORS



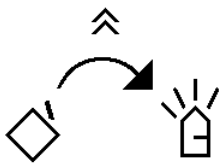
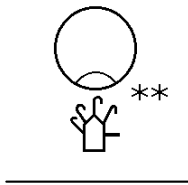
OLVIDAR
TO FORGET

Opening the hand from the knuckles, one finger at a time

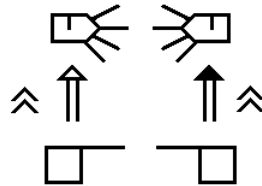


The fingers are extended, opening the hand one finger at a time, starting with the index and ending with the little finger.

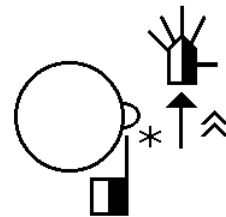
The symbol for this alternating opening of the hand is two small arrow heads, one inside the other, pointing up.



ALGUNOS
SEVERAL


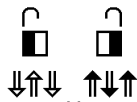
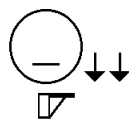
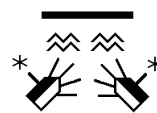
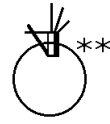
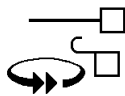
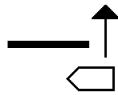
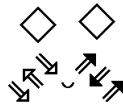
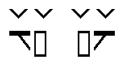
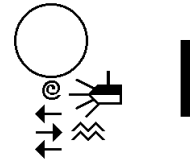
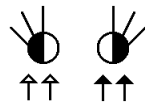
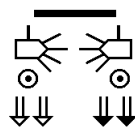
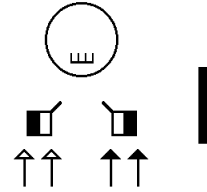
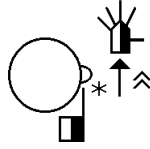
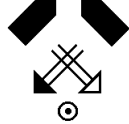
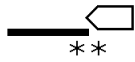
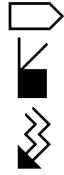
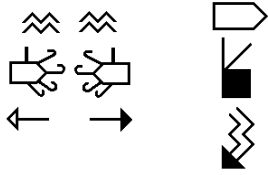


EDIFICIO
BUILDING

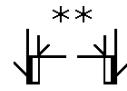


MADRUGADA
DAWN (stay up all night)





New Contact symbols

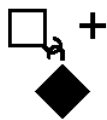


Hold

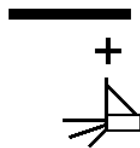
We use a plus sign to represent a hold.



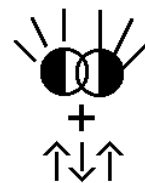
Hold means that the hand grabs and holds another part of the body, the hair, or a piece of clothing.



CASADO
MARRIED/SPOUSE

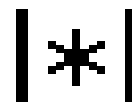


ROPA
CLOTHING



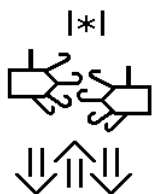
AMIGO
FRIEND

In-Between

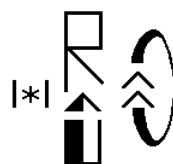


The symbol for in-between is an asterisk between two vertical lines.

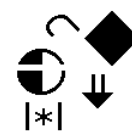
In-between means any kind of contact between two other body parts. It is most often used for when the hand passes between fingers, but it can also mean that the nose is between the fingers or the hand is between the upper arm and the body.



FÁBRICA
FACTORY



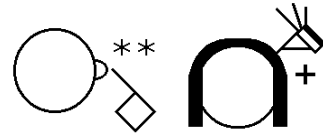
MONTAR A CABALLO
RIDE HORSEBACK



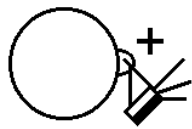
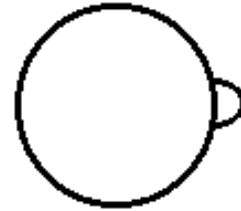
PARTICIPAR
PARTICIPATE



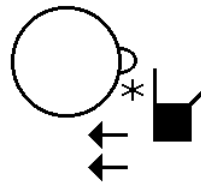
The ear(s) and the hair



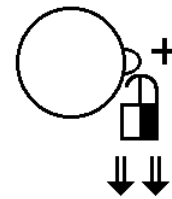
When the hand touches or gets close to the ear, use this symbol.



MUJER
WOMAN

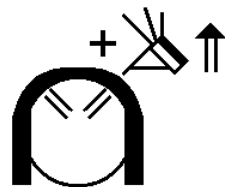


RUIDO
NOISE

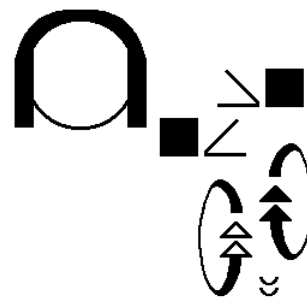


CUMPLEAÑOS
BIRTHDAY

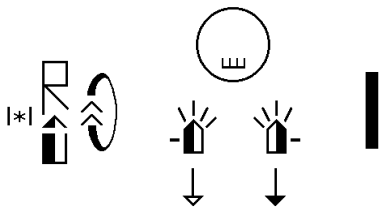
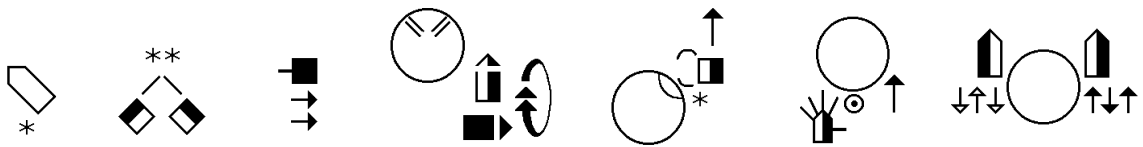
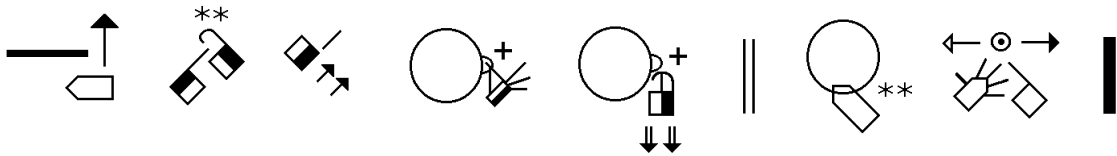
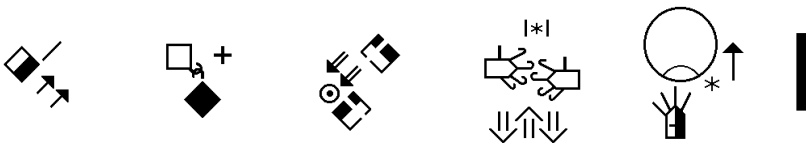
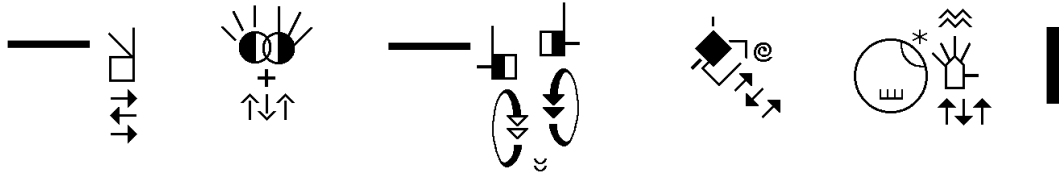
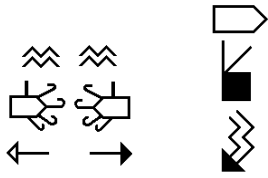
When the hand touches the hair or the sign focuses on the hair, use this symbol.



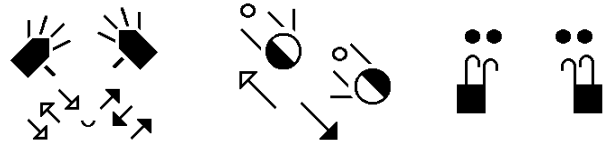
HARTO
FED UP




PELUQUERO
HAIR STYLIST



New movement arrows

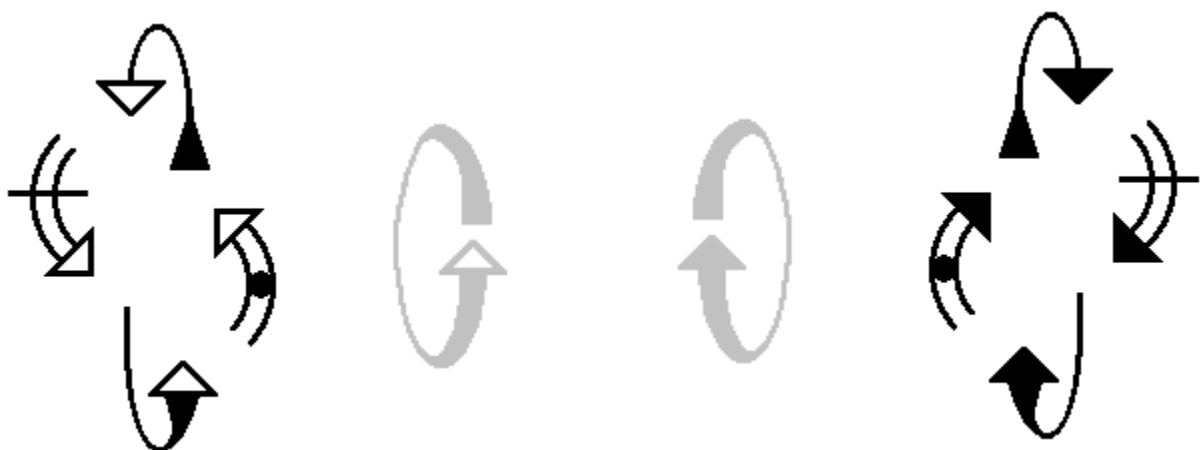


This group of arrows represents parts of the same circular movement that we saw before, the movement used for rowing a boat (plane 3).



Plane 3
Curved movement


These arrows represent the same motion, but in the opposite direction:



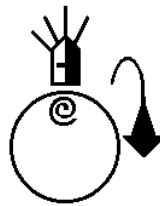


These two arrows represent movements that curve over the top of the circle. The first comes back toward the signer in an arc, and the second goes up and over in an arc away from the signer. Single-stemmed arrows, with wider sections nearer the signer, are used because the basic movement goes more back and forth than up and down.

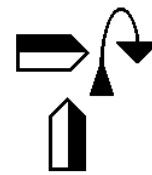
The arrow stem is thicker when the hand is closer to the body and thinner when it is farther away.



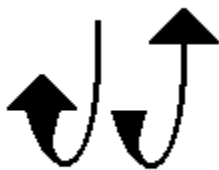
LUEGO
LATER



LOS ROMANOS
ROMANS (from Rome)

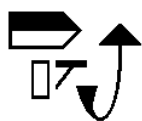


IR A
TO GO TO

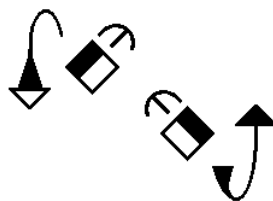


These two arrows represent movements that curve at the bottom part of the circle. The first represents a movement that comes closer as it curves under; the second curves down and under as it moves away from the signer. The basic movement is back and forth.

The arrow stem is thicker when the hand is closer to the body and thinner when the hand moves away from the body.



NACER
TO BE BORN



VENDER
TO SELL

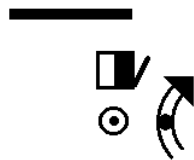


A PARTIR DE
AS OF (a certain date)

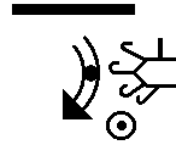


These two arrows represent up-and-down movement that curves toward the body. The basic movement is up and down, so the arrow used is double stemmed.

The black dot between the arrow stems means that the hand moves closer to the body during its trajectory and then moves away.



APROVECHAR
TO TAKE ADVANTAGE OF

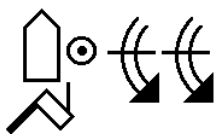


YA
ALREADY

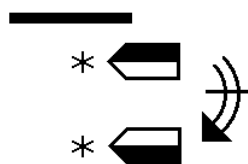


These two arrows represent up-and-down movement that curves toward the horizon. Double-stemmed arrows are used because the basic movement is up and down.

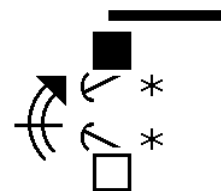
The line that crosses the arrows represents the horizon; it means that the hand moves farther away from the body as it moves up or down, then it comes closer again.



CORTAR
JAMÓN
TO CUT HAM

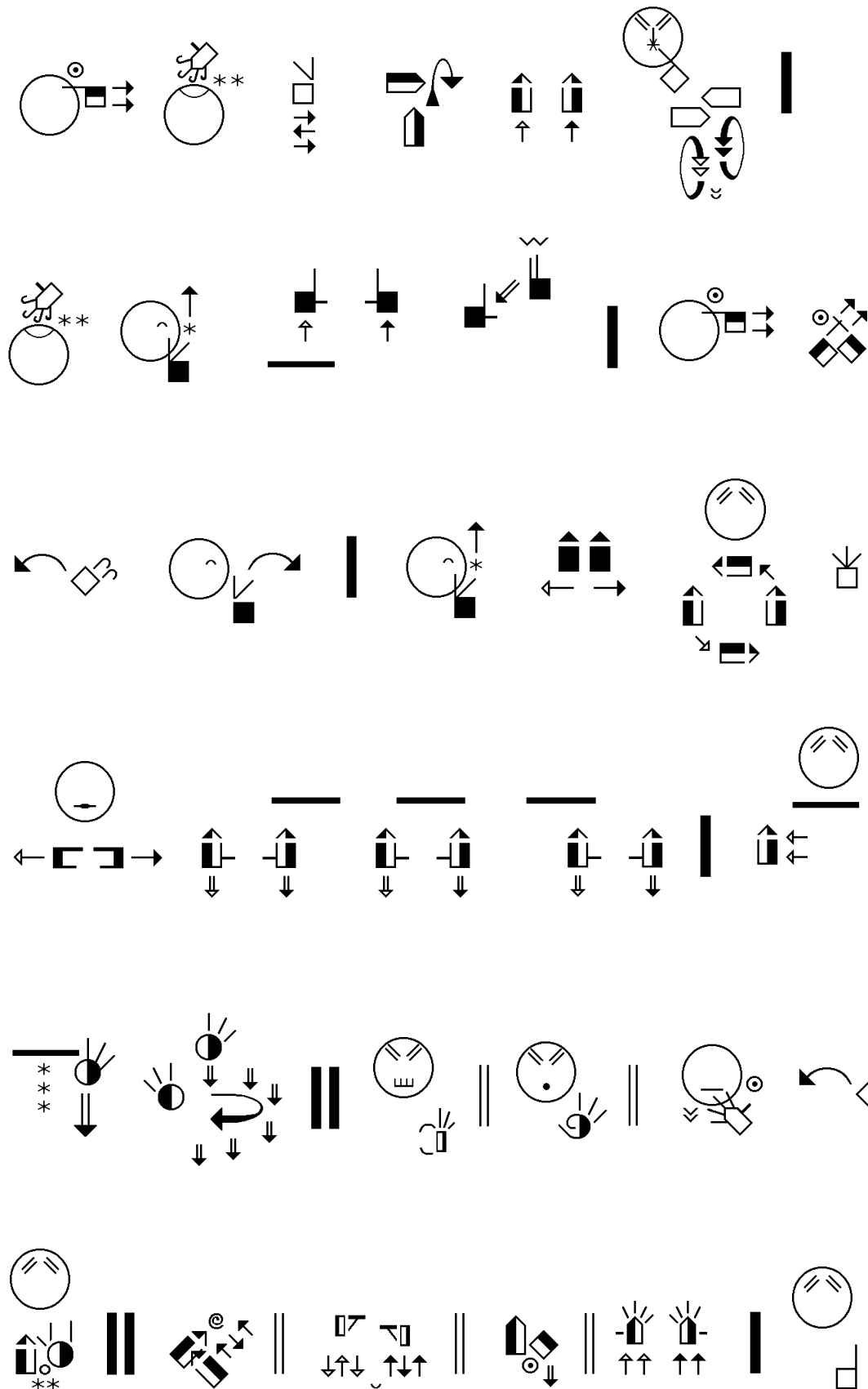
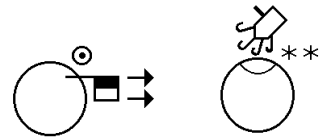


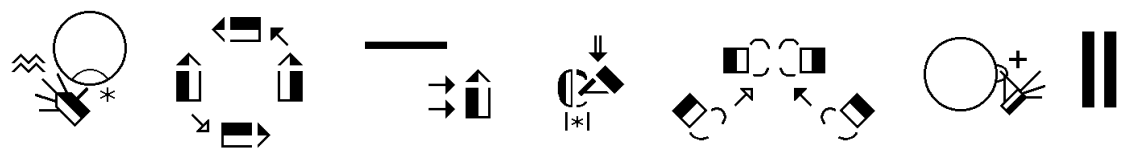
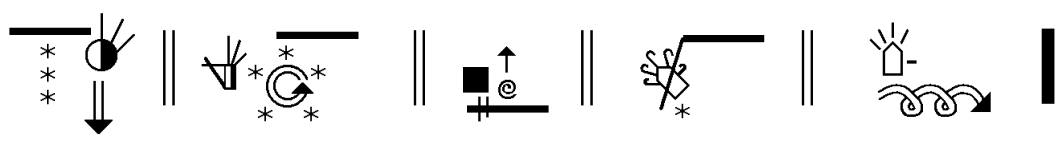
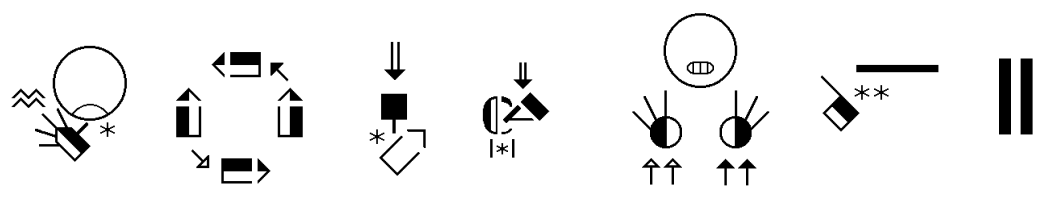
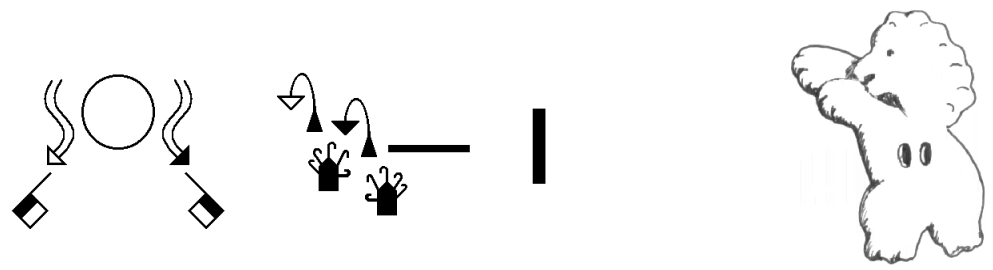
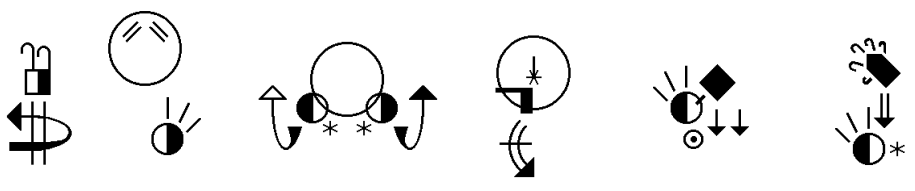
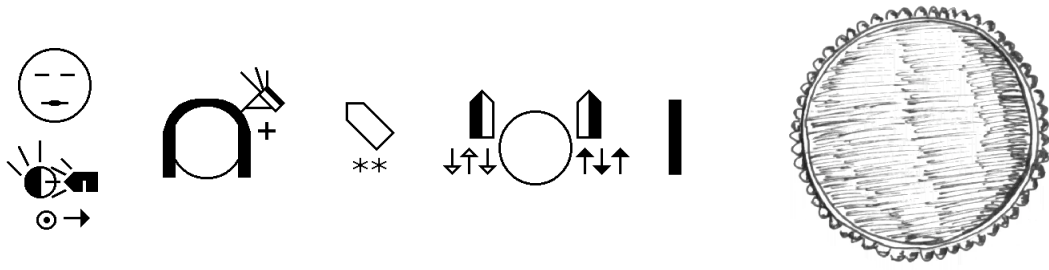
RICO
RICH

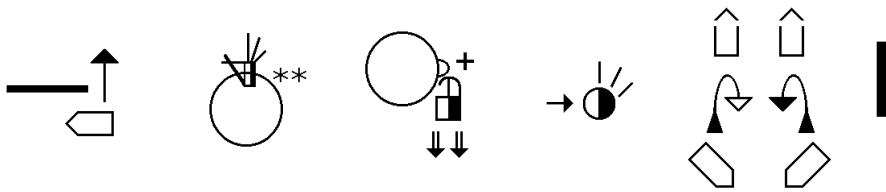
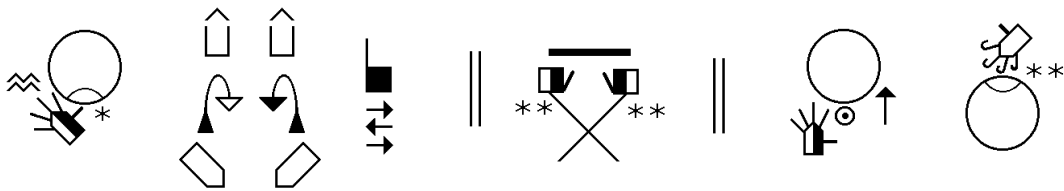
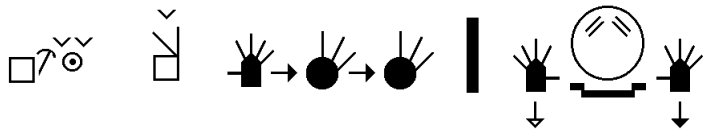
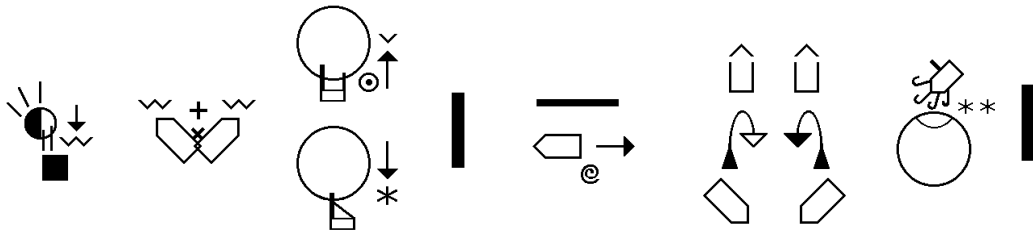
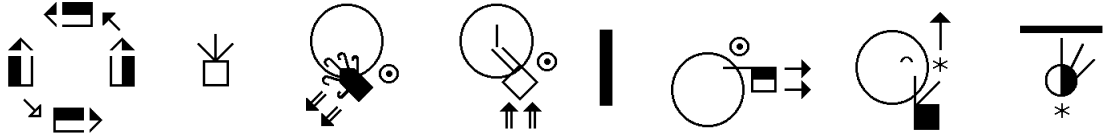
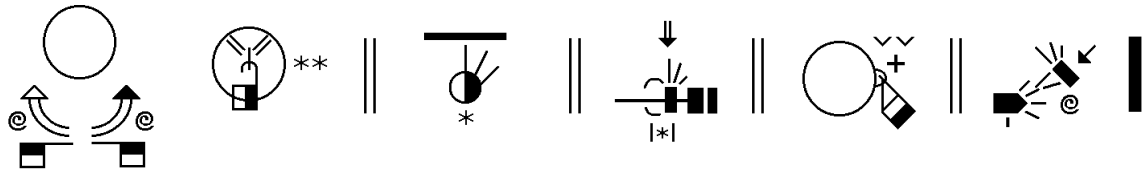


ESPAÑA
SPAIN

Nacho and Ana







Questions:

1. What was inside the first box?
2. What were the two buttons that Nacho described made out of?
3. What was inside the second box?
4. What was inside the third box?
5. What did Nacho buy?
6. How much did he pay?
7. Why did he not want to give it to her now?