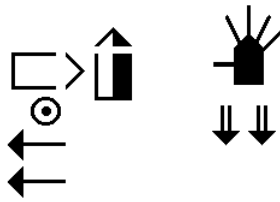
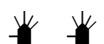


# Lesson 5



## Contents:

- New configurations
- Finger movements
- More movement arrows
- A contact symbol: Rub

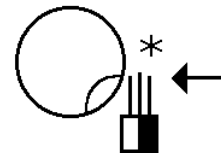


# New configurations

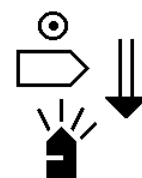

Configuration:	Is written like this:	Example from LSE:




WHISKY  
WHISKEY



PUB  
BAR/PUB



BARCELONA  
BARCELONA



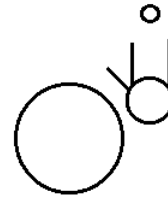
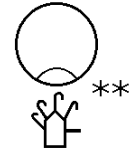
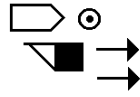
SUCIO  
DIRTY



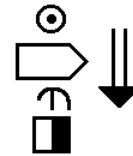
**Configuration:**

**Is written  
like this:**

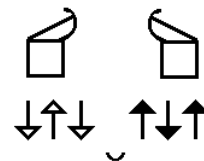
**Example from LSE:**



IDEA  
IDEA


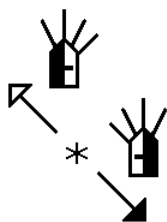



MULTA  
A FINE















COMPRAR  
TO BUY

More examples:

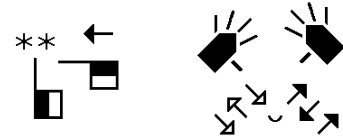


Summary: This chart shows all the new configurations from Lesson 5, in each of their orientations:

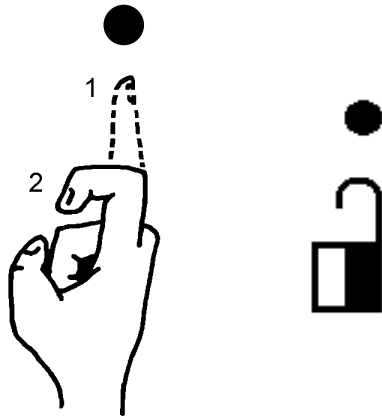
						
						
						
						
						
						
						



# Finger movements

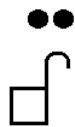



## Middle joint closes

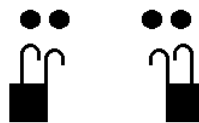


When the finger bends in the middle, as in a squeeze, this finger movement is written as a **black dot**.

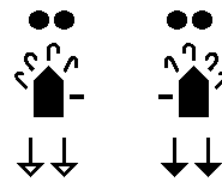
We write the black dot close to the finger that closes. Two black dots means two squeezes.



NECESITAR  
TO NEED

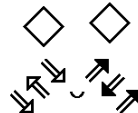
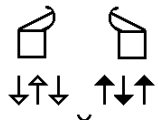
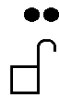
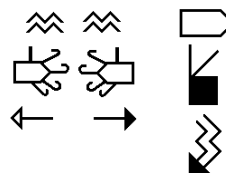


NUEVO  
NEW

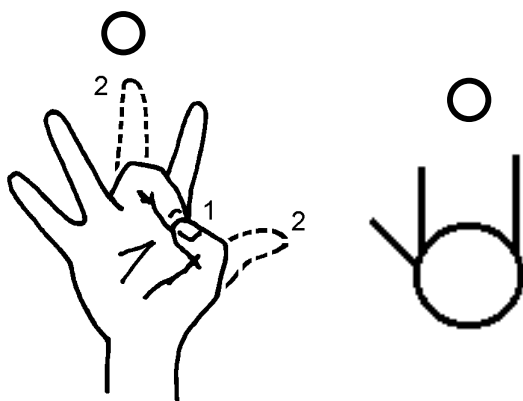


APRENDER  
TO LEARN

Try to read this sentence:



## Middle joint opens

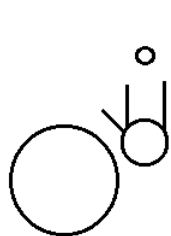


When the fingers are extended, as in a flick, the opening movement is written as a **white circle**.

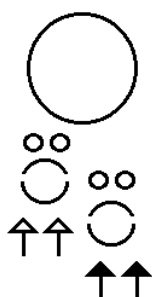
We write the circle close to the fingers that flick open or close to the place where the movement is done. Two circles means two flicks.

The circle means that the fingers flick open. If one configuration is more important than the other, we write the most important one.

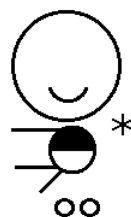
The most important one is the initial configuration in these examples:



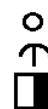
IDEA  
IDEA



CONTAR (ALGO)  
TELL (something)



CONTENTO  
CONTENTED



POCO  
A LITTLE

In these examples, the final configuration is the most important:



12



13

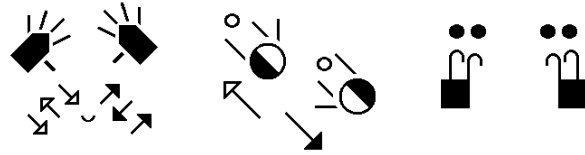


14



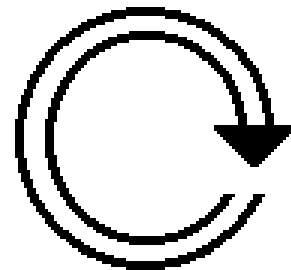
15

# More movement arrows



## Circular Movement

SignWriting has arrows for various kinds of circular movements. This first type of circular movement starts at the elbow; the forearm and hand move as a unit with no wrist rotation. The arrow head shows the direction of the movement, the number of circles, and the place where the movement starts. We will look at this type of movement on three planes.



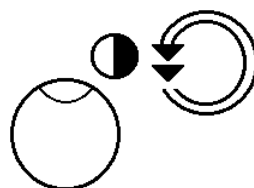
Plane 1  
Circular movement

When the hand moves in a circle on the same plane as the front wall, the movement you would use to wash a window, the movement is written with this arrow (plane 1).

This circular movement is always the same distance from the body.



**BUSCAR**  
TO LOOK FOR





**OPINIÓN**  
OPINION



**LAVADORA**  
WASHING MACHINE

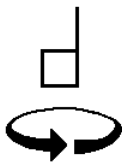




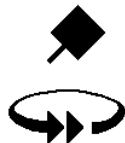
Plane 2  
Circular movement

When the hand moves in a circle in a movement like you would use to wash a table with a cloth, this movement is written with this arrow (plano 2).

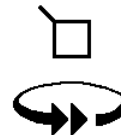
The arrow stem is **thicker** when the hand is **closer to the body** and **thinner** when the hand moves **farther from the body**.



SOLO  
ALONE




ACEITE  
OIL



JEFE  
BOSS

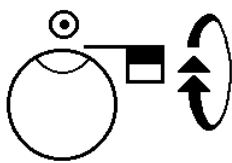


Plane 3  
Circular movement

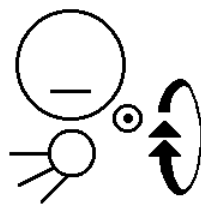


When the hand moves in a circle, the same movement used for rowing a boat, the movement is written like this (plane 3).

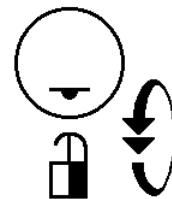
The arrow stem is **thicker** when the hand is **closer to the body** and **thinner** when the hand is **farther from the body**.



CULTURA  
CULTURE




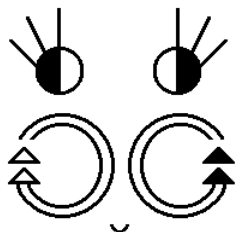
BUENAS TARDES  
GOOD AFTERNOON



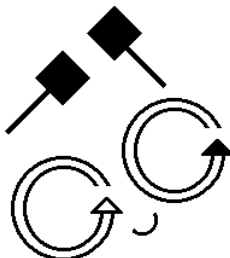
HELADO  
ICE CREAM

## Two-handed movements


When a movement is written for both hands, this “tie” symbol  **unites** the movements to indicate that that both hands move at the same time. The movement is **simultaneous**.




NADA  
NOTHING

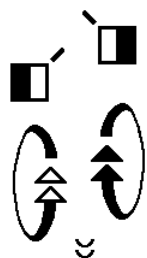


DEFENDER  
TO DEFEND

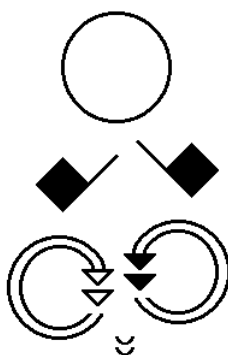


SIEMPRE  
ALWAYS

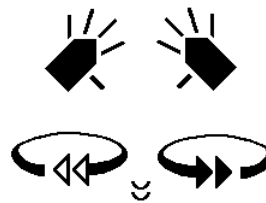
When the circular movement is written for both hands and the hands alternate, this symbol  is used to show that the hands alternate as they circle.



BICICLETA  
BICYCLE

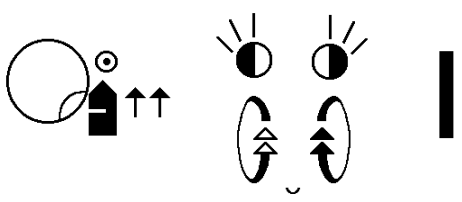
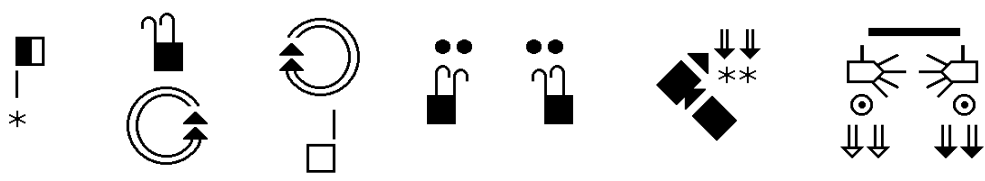
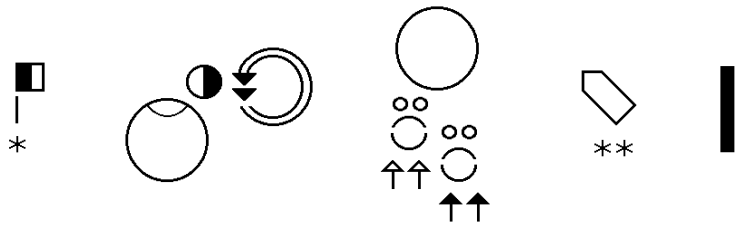
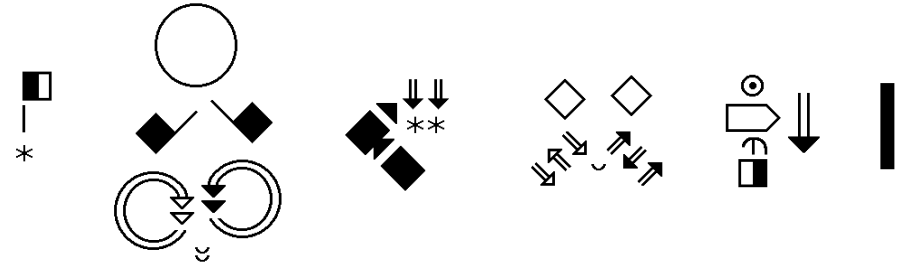
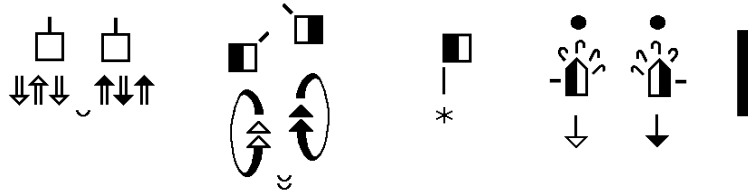
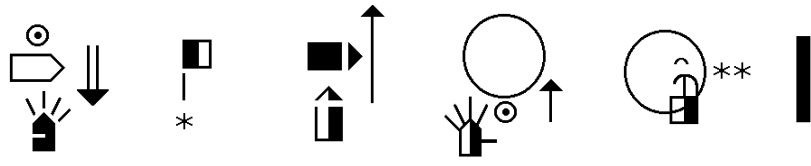
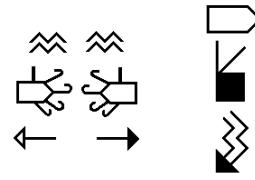


PROBLEMA  
PROBLEM

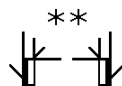


DOMINÓ  
DOMINOES

Try to read these sentences:



# A contact symbol




## Rub (in a circle)



The motion of rubbing in a circle is written with a **spiral**.

A **rub** is when your hand makes circular contact with another part of the body, staying in constant contact without ever separating.



GOBIERNO  
GOVERNMENT



PLACER  
PLEASURE/NICE TO MEET YOU




FARMACIA  
PHARMACY

## Rub (in a straight line)



This type of contact is written with the same spiral symbol, but it is written with one or more arrows.

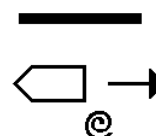
When the rub symbol is written with an arrow, the arrow determines the direction of the movement. The movement is made with constant contact in the direction(s) of the arrow.



PERDÓN  
EXCUSE ME

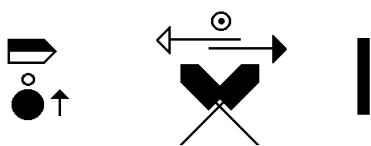
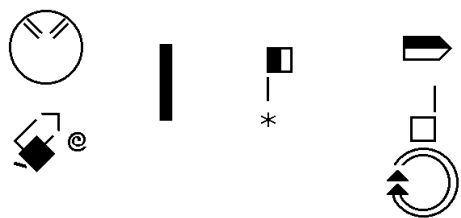

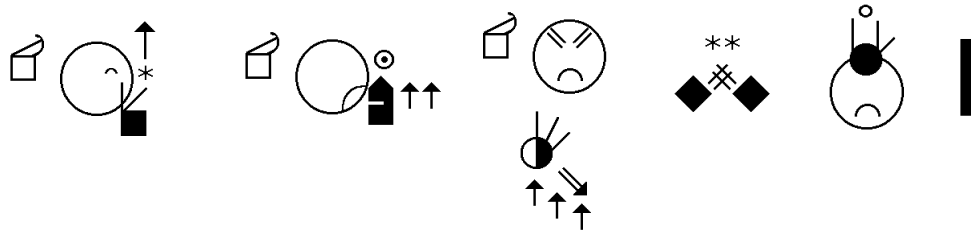
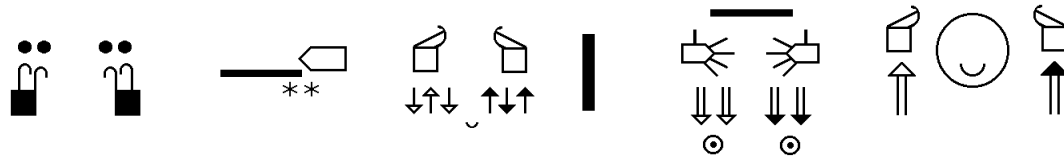



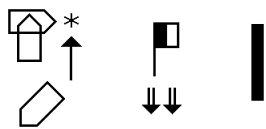
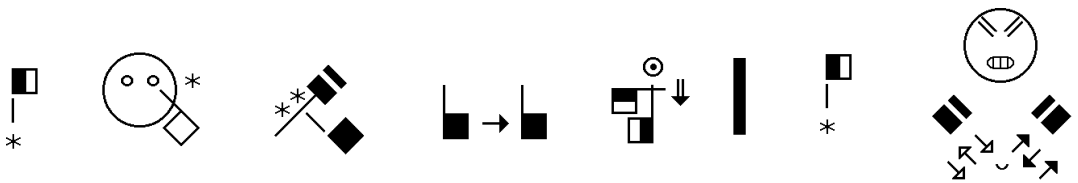
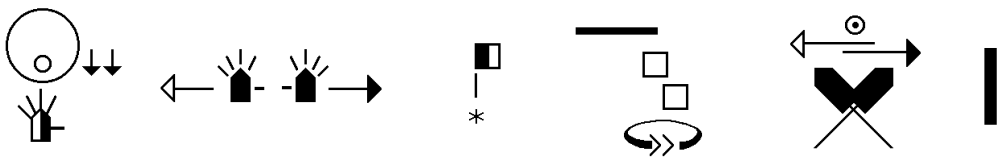
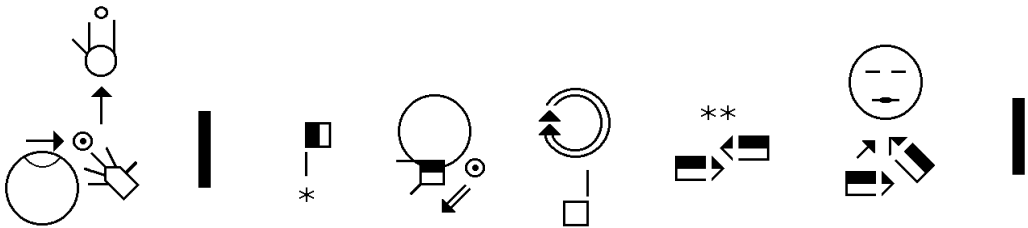
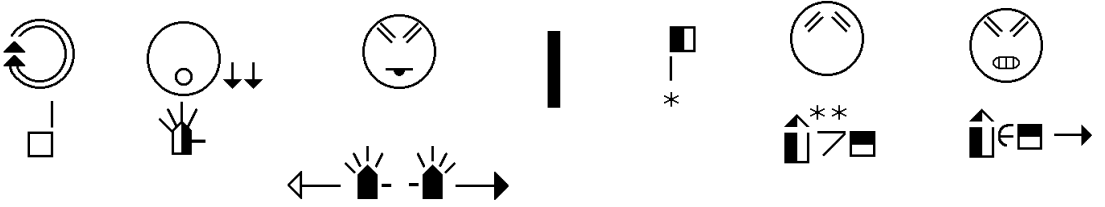
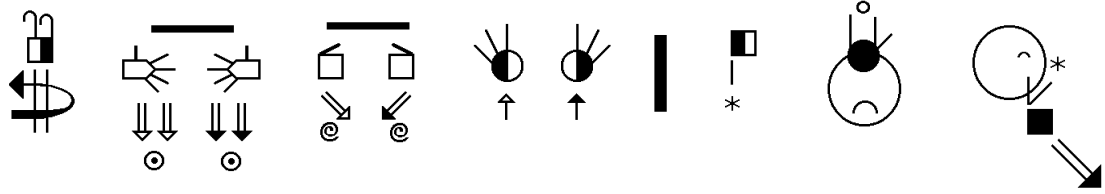
TEMPERATURA  
TEMPERATURE



QUERER  
TO WANT



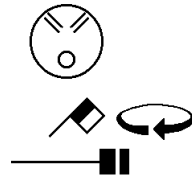




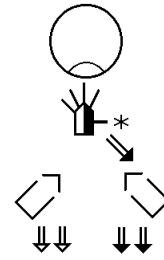
New vocabulary:



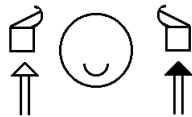
**ESPERAR**  
TO WAIT



**UNA HORA**  
ONE HOUR



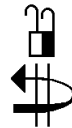
**AHORA**  
NOW



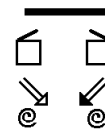
**COGER (camisa)  
PARA MIRARLA**  
*PICK UP (shirt)  
TO LOOK AT IT*



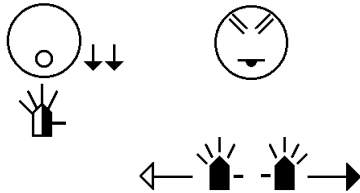
**LAVAR**  
TO WASH



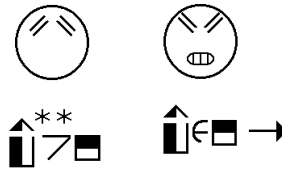
**OTRO**  
OTHER



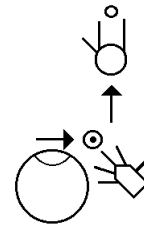
**PONERME  
LA CAMISA**  
PUT ON A SHIRT



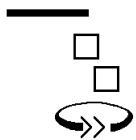
**AGUA EN EL SUELO**  
WATER ON THE FLOOR



**DEENCHUFAR**  
TO UNPLUG



**POR FIN**  
FINALLY



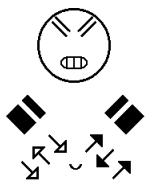
**FREGAR  
(el suelo)**  
*TO MOP (the floor)*



**EQUIVOCADO**  
MISTAKEN



**PUERTA ABIERTA UN POCO**  
(con los ojos entrecerrados  
y la lengua entre los labios)  
*THE DOOR OPEN JUST A BIT  
(eyes squinted and the tongue between the lips)*



**CORRER**  
TO RUN



Questions:

1. Where did Nacho tell Ana to wait?
2. When were they planning to meet?
3. What time did Nacho get there?
4. What was wrong with the shirt?
5. What did Nacho do with the dirty shirt?
6. Why was there water on the floor?
7. What time was it when Nacho finally looked at his watch?



