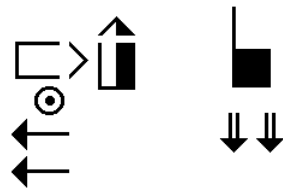


# Lesson 1




## Contents:

- Observer's perspective and signer's perspective
- Hand orientations
- Three configurations
- A contact symbol: Touch
- The head

# Two perspectives

---

## Observer's perspective



When another person signs to you, you see his hands. You are an observer.



This is called the “observer’s perspective.”

---

## Signer's perspective

When you sign to someone, you see your own hands. You see the signs from your own perspective.

This is called the “signer’s perspective.”




SignWriting is based on how you see your own hands when you sign—the signer’s perspective.



# Hand orientation


---

When you read and write a sign, you write it the way you see your own hands.




## The palm

If you can see the palm of your hand as you sign, the symbol that represents the hand will be **white**.



## The back of the hand

When you see the back of your hand, the symbol that represents the hand will be **black**.



## The side of the hand


When you see the side of your hand, the symbol for the hand will be **half white, half black**.

The white part of the symbol shows which direction the palm is facing. The black part of the symbol the direction the back of the hand is facing.

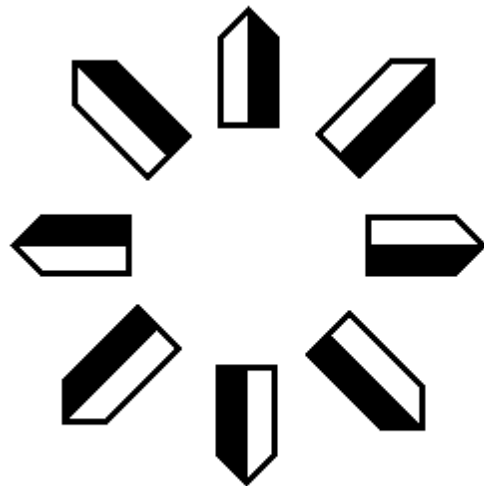



The **left** hand

The **right** hand



### Rotating the hand



You can turn the symbol in any direction.

# A contact symbol: Touch

---

SignWriting includes symbols that tell what kind of contact the hands make during the sign. This is the first contact symbol:

## Touch



An asterisk is used to mean **touch**.

The **touch** symbol is used when the hands touch each other or some part of the body.

Try to read these signs:



We put the touch symbol near the place where the two hands touch each other.

TIEMPO (FÚTBOL)  
TIME OUT



Two asterisks means that the hands touch **twice**.


CASA  
HOUSE



APLAUDIR (oyentes)  
APPLAUD (hearing people)



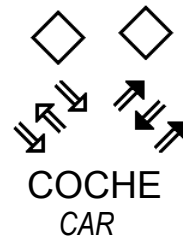
# New configurations



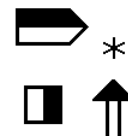
## The closed fist

The closed fist is written as a **square**.


If, when you sign, you see the palm of your hand, the symbol used to represent it will be **white**.



If you see the side of your hand, the symbol will be **half black and half white**.



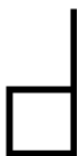
LLENO  
FULL



If you see the back of your hand as you sign, the symbol will be **black**.

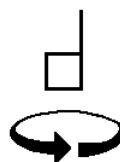


LAVAR  
WASH



The square with one line extending from the corner represents the fist with the index finger extended.

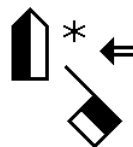
If, when you sign, you see the palm of your hand, the symbol used to represent it will be **white**.



SÓLO  
ALONE



If you see the side of your hand, the symbol will be **half black and half white**.



LEY  
LAW



If you see the back of your hand as you sign, the symbol will be **black**.



NO  
NO

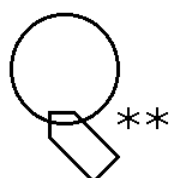
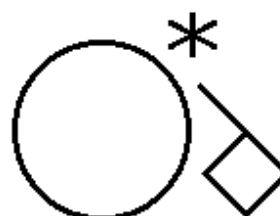



# The head

---

A **circle** represents the head. You have to imagine that you are seeing your own head from **behind** you.

When you are signing with your right hand close to or touching the right side of your head, you write the symbols for the hand and the contact at the right side of the circle:



EDAD  
AGE



CONFESAR (MISA)  
CONFESS (to a priest)

# Read

---





Try to read these signs:

