

Handshape index to
A Dictionary of American Sign Language on Linguistic Principles
by William C. Stokoe Jr, Dorothy C. Casterline, Carl G. Croneberg.

for use with both editions,
Gallaudet 1965
and
Linstok 1976

Kimberley A. Shaw
Roslindale, MA
July, 2005

For the beginning student in ASL, dictionaries now abound, in which English words can be looked up, and their equivalent signs learned. However, for those who have seen a new sign and want to know its meaning, there currently only exist two dictionaries – the *American Sign Language Handshape Dictionary* by Richard A. Tennant and Marianne G. Brown, published in 1998 by Gallaudet University Press (with “more than 1,600 ASL signs”) ... or this Stokoe dictionary (which contains about 2,300 signs).

As a student of ASL, I find the Stokoe notation to not be a very easy one to master for everyday use, and have found Sutton notation to be much easier. Therefore, I would like to offer this index in Sutton Sign Writing as a rough-and-ready way to make Stokoe’s dictionary available to the ASL students of today. In addition, there is a growing Sign Written ASL dictionary currently available at “SignPuddle” at www.signwriting.org. Its ASL-to-English search capabilities are only partially available at present, but it will eventually be fully searchable by handshape. Although a work in progress, it does contain 3564 signs at present, and is fully searchable by English-language gloss. I hope that this index will be a useful bridge between the non-linguist signers who are familiar with Sign Writing and the writing system invented by William Stokoe, who was truly sailing uncharted waters when he created his system for recording the handshapes and motions of ASL.





Kimberley A. Shaw

July 2005,

Roslindale MA













How to find a sign:
 look down the left-most column on the lefthand page, choose the handshapes there that look most closely-related to that you are seeking, and then read the column headers to the right, to determine in which location your sign was made. That is, if it is in "neutral space" in front of the signer and not at any particular body location, then you will find your appropriate page numbers in the first column. If it is signed, say, at one shoulder, than read over to the eighth column (which will be on the right-hand page), and your page numbers will be there.







Some notes about this index:
 Since the handshapes used in Sutton's notation have a level of precision beyond that of Stokoe, the index categories will therefore include a range of varied handshapes within each category. Stokoe's dictionary is arranged in rough alphabetical handshape order ... but the

"A" category will include not only the handshape , but also those similar to it, such as , , and "ritchhiker's thumb" as in *. Therefore, when looking up a handshape, please think flexibly, and think more in terms of "where would similar handshapes be", rather than being able to find an exact given handshape on an exact given page.

Also, since palm orientation is built into Sign Written handshapes, please try to ignore this detail when looking up signs, as Stokoe's dictionary doesn't use palm orientation as a way to find signs. Therefore, you will find all of the following handshapes under the 5-

hand on page 4     , although only the ~~third~~ one is shown in the handshape column.

Hand shape	Neutral space				
	1-16	--	120-121	135	146-149
	6-16	112	122	--	149
	16-21	112-115	122-123	136	149-151
	21-40	112-115	123	--	152
	41-42	--	--	136	152-153
	43-48	115-116	124-125	--	--
	49-51	--	125-126	136-137	154
	51-54	116-117	126	--	--

					
--	--	--	--	--	--
--	--	197-198	--	210	210, 216, 246

Hand shape	Neutral space				
	109-110	--	--	--	--
	111	119	133-134	145	170-171

172-174	179	181	--	201	204	205, 217-219, 247, 250, 253, 266	to
--	--	--	--	--	--	211-214	
174-175	179-180	184-185	199	201-202	207	214-215, 247-248, 254	
--	--	185-189	--	--	--	219-231	
--	--	189	--	202	--	215, 231-232, 248, 250, 254, 266	
--	--	190-191	--	--	--	248	
175	180	--	--	202	207-208	207-208, 215, 232-234, 259	
--	--	191-192	--	--	--	251	

Hand shape	Neutral space					
	55	--	--	--	154	
	57	--	126	137	155-156	
	57-60	--	--	--	--	
	62-65	117	126-128	137-138	156-164	
	65-72	--	129-130	--	--	
	73-74	117	130	138-139	165	
	74-75	--	130	--	--	
	76	117	130	139	165	
	77	--	--	--	--	

--	--	--	--	--	--	--	--
--	--	--	--	--	--	--	--
177	180	--	200	203	209	209, 216, 242-245, 251, 257, 261, 267	
--	--	196	--	--	--	268-269	
177	--	196	--	--	--	245	
--	--	--	--	--	--	270	
177	--	--	--	203	210	210, 216, 245, 251, 257-258, 267	
--	--	197	--	--	--	271	
177-178	--	--	--	--	--	216, 245-246	

Hand shape	Neutral space				
	95	--	--	--	--
	96-97	--	--	--	--
	97	118	132	140-144	168
	97-99	--	--	--	--
	100-01	--	--	--	168-169
	101	--	--	--	--
	103-104	118	132-133	144-145	169
	104-106	--	--	--	--
	108-109	119	--	145	169-170

--	--	193	--	--	208	208, 254	
176	180	193	--	202	208	208, 234-235, 268	
--	--	--	--	--	--	252	
176	180	193-194	--	202-203	208	208, 215-216, 235-238, 248-249, 255, 265, 267, 268	
--	--	194	--	--	--	255	
176	180	194	200	--	208-209	208-209, 238-239, 255-256, 267	
--	--	--	--	--	--	259-261	
--	--	194	200	--	209	209, 239, 255-256, 267	
--	--	--	--	--	--	262	

Hand shape	Neutral space				
	79	--	131	139	165-166
	79-80	--	--	--	--
	81-83	117-118	131	139	166
	83-84	--	--	--	--
	85-86	118	--	139	166-167
	86	--	--	--	--
	87-88	118	131-132	140	167
	88-93	--	--	--	--
	94-95	--	132	140	168

--	--	195	--	209	209, 239			
--	--	195	--	--	264			
--	180	195-196	200	--	240-241, 256-257			
--	--	196	--	--	--			
--	--	--	200	--	241, 257			
--	--	--	--	--	--			
176	--	--	--	209	209, 241-242, 251, 263			
--	--	196	--	--	267			
--	--	196	--	--	--			