





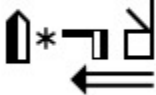





















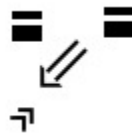
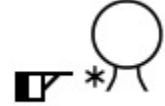

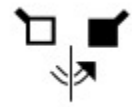
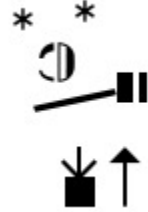
Lengua de Señas Mexicana (LSM)

Spoken Word	SignWriting
0 (number)	●
1	└
10	
11	
12	
13	
14	
16	
2	└
2	└
2000	

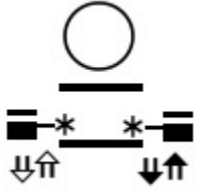



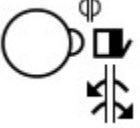


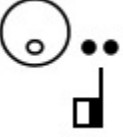
Lengua de Señas Mexicana (LSM)

Spoken Word	SignWriting
23	
28	
3	
3	
4	
4	
5	
5	
50	
6	
6	
7	
7	








Lengua de Señas Mexicana (LSM)

Spoken Word	SignWriting
8	
8	
9	
9	
、	
A	
Abandonar	
abogado	
abril	
absurdo	
Acompañar con los 3	



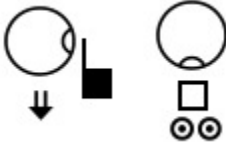
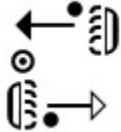




Lengua de Señas Mexicana (LSM)

Spoken Word	SignWriting
actividad	
adios	
Adiós	
adjetivo	
agosto	
Agua	
Agua	
Agua	




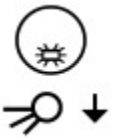

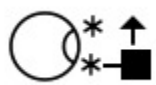



Lengua de Señas Mexicana (LSM)

Spoken Word	SignWriting
Alabanza	
alimento	
Alumno	
Amen	
amistad1	
amistad2	
amor 1	




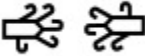



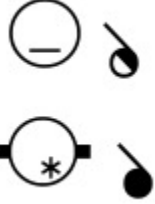
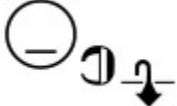
Lengua de Señas Mexicana (LSM)

Spoken Word	SignWriting
amor2	
anaranjado	
anciana	
apodo	
Arbol	
arbol	
Armando Cruz	
Arroz	

Lengua de Señas Mexicana (LSM)

Spoken Word	SignWriting
Arte	
Arte	
Auto Abrir	
Avisar	
avión	
ayer	
azul	
Año	
año2	


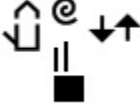







Lengua de Señas Mexicana (LSM)

Spoken Word	SignWriting
año3	
B	
ball	
ball	
basketball	
baño	
baño2	
bb	
beber	





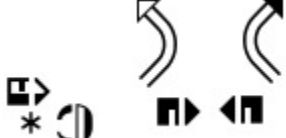


Lengua de Señas Mexicana (LSM)

Spoken Word	SignWriting
besar	<p>The signwriting for 'besar' consists of two asterisks (**) above two mirrored hand shapes, each with fingers spread and palms facing outwards.</p>
Biblia	<p>The signwriting for 'Biblia' features a circle on the left, followed by a house icon, and then two sets of arrows pointing outwards from the house.</p>
biblioteca	<p>The signwriting for 'biblioteca' shows two hand shapes with fingers spread, one above the other, separated by a plus sign (+). Below this is a house icon followed by three vertical bars ().</p>
Bien	<p>The signwriting for 'Bien' depicts a circle with a smiley face inside, positioned above a house icon with an upward-pointing arrow.</p>
Bienvenido	<p>The signwriting for 'Bienvenido' includes a circle with a smiley face, an upward arrow, a hand shape with fingers spread, a downward arrow, and another hand shape with fingers spread.</p>
Bienvenido	<p>The signwriting for 'Bienvenido' shows a circle with a smiley face, an upward arrow, a hand shape with fingers spread, a hand shape with a smiley face, and another hand shape with fingers spread.</p>
Binance	<p>The signwriting for 'Binance' consists of a circle with a smiley face above a house icon.</p>
binance	<p>The signwriting for 'binance' features a circle with a smiley face above a house icon.</p>


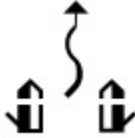






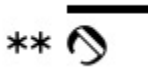


Lengua de Señas Mexicana (LSM)

Spoken Word	SignWriting
bird	
black	
Blanco	
blood	
blue	
boat	
Bonito	
bother	
Buenos-dias	

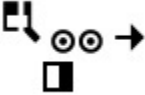




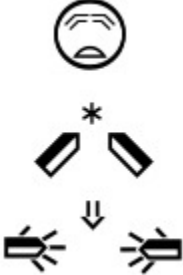
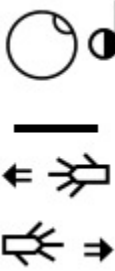

Lengua de Señas Mexicana (LSM)

Spoken Word	SignWriting
C	
caballo	
cabra	
Cada	
Caja Abrir	
Calendario	
caliente	







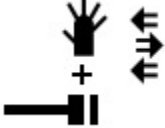
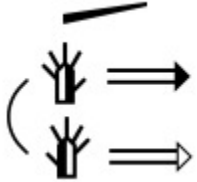
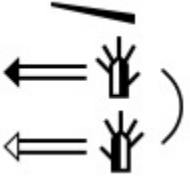
Lengua de Señas Mexicana (LSM)

Spoken Word	SignWriting
Cama	
Camino	
Cancún	
car	
Cara enojada	
Cara feliz	
Cara feliz	
Cara triste	
Cariño	
carne	
carne	





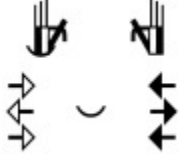




Lengua de Señas Mexicana (LSM)

Spoken Word	SignWriting
carpintero	
casa	
Casa	
cat	
Cayo	
Cayéndose la casa	
cebra	
cereal	


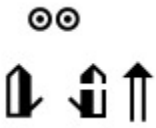





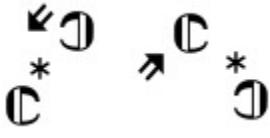

Lengua de Señas Mexicana (LSM)

Spoken Word	SignWriting
cero	
child	
cien	
Cinco	
cine	
Cine	
Cine	
CL BANDERA 01 ACF	
CL BANDERA 02 ACF	










Lengua de Señas Mexicana (LSM)

Spoken Word	SignWriting
Clases	
clock	
coffee	
coffee	
cold	
compartir	
Comprar	
comunidad	
Congregación	

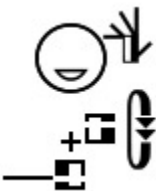




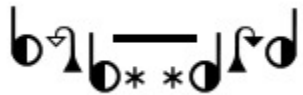


Lengua de Señas Mexicana (LSM)

Spoken Word	SignWriting
consider	
Construir	
Contento	
Contento	
contigo	
continente	
cook	
Cosas	
cousin	

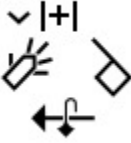


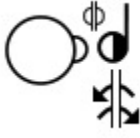


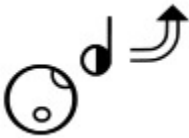

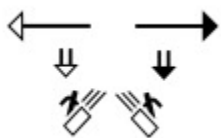
Lengua de Señas Mexicana (LSM)

Spoken Word	SignWriting
Cuando	
Cuatro	
Cucaracha	
Cucaracha	
Cucaracha	
Cuidar	
culpar	
cultura	
Cultura	

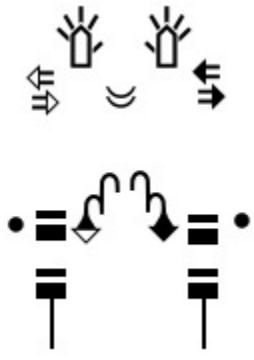








Lengua de Señas Mexicana (LSM)

Spoken Word	SignWriting
Cumpleaños	
cumpleaños	
cumpleaños del Circulo Rojo	
cumpleaños del Circulo Rojo	
Curiosidad	
D	
dad	
Dar	
DeafVivaracha	
Deletrear	

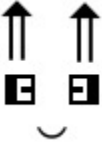

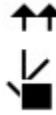




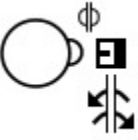
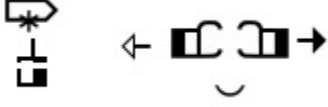

Lengua de Señas Mexicana (LSM)

Spoken Word	SignWriting
Dentro	
descuento	
despertar	
diciembre	
Diferente	
Difícil	
Dios	
Director	
dirt	

Lengua de Señas Mexicana (LSM)

Spoken Word	SignWriting
disposicion a actuar	
diving	
Doctor	
Domingo	
Dos	
drink	
día	
E	
Edad	


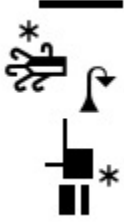






Lengua de Señas Mexicana (LSM)

Spoken Word	SignWriting
edificio	
eight	
eighteen	
eighty	
eleven	
Ella	
empoderamiento	
enero	
envelope	
equal	

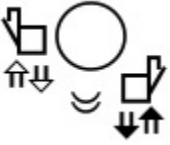


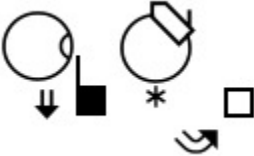




Lengua de Señas Mexicana (LSM)

Spoken Word	SignWriting
Escapar	<p>The SignWriting for 'Escapar' consists of a face with a wide-open mouth and a symbol resembling the Greek letter phi (φ) above it. Below these are two house icons, and at the bottom are two sets of arrows pointing in opposite directions (left and right).</p>
escribir	<p>The SignWriting for 'escribir' features a hand icon with a pen nib, a squiggly line representing a stroke, and a square icon.</p>
Escritura de los signos LSM	<p>The SignWriting for 'Escritura de los signos LSM' shows a hand icon with a pen nib, a squiggly line, an asterisk, and a square icon.</p>
Escritura de señas	<p>The SignWriting for 'Escritura de señas' includes a hand icon with a pen nib, a squiggly line, an asterisk, and a square icon.</p>
Escritura de señas	<p>The SignWriting for 'Escritura de señas' consists of a hand icon with a pen nib, a squiggly line, a circle with a dot inside, and a square icon.</p>
escritura de señas LSM	<p>The SignWriting for 'escritura de señas LSM' features a hand icon with a pen nib, a squiggly line, a circle with a dot inside, and a square icon.</p>
escuela	<p>The SignWriting for 'escuela' includes a circle with a horizontal line through it, a square icon, and a circular arrow icon.</p>




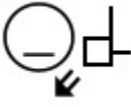


Lengua de Señas Mexicana (LSM)

Spoken Word	SignWriting
ESPACIO+ESPACIO	
Especial	
Espiar	
Esqueleto	
Estar	
estrella	
estrella	
estupido	



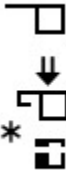



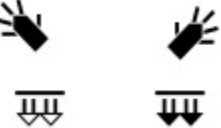



Lengua de Señas Mexicana (LSM)

Spoken Word	SignWriting
expresiones	
F	
Family	
Famosa	
father	
Father	
febrero	
fecha	





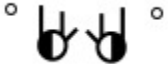


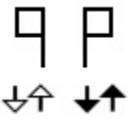

Lengua de Señas Mexicana (LSM)

Spoken Word	SignWriting
Feliz	
feliz	
Feliz	
feliz cumpleaños	
feliz cumpleaños alex	
Feliz2	
feliz3	
feo	
Fiesta	
fifteen	








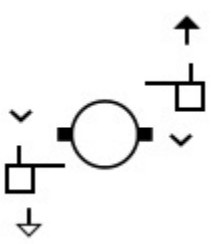
Lengua de Señas Mexicana (LSM)

Spoken Word	SignWriting
fifth	
fifty	
first	
five	
five	
flor	
fly	
forty	
four	
fourteen	




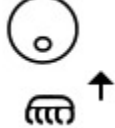
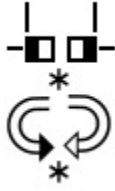



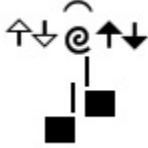
Lengua de Señas Mexicana (LSM)

Spoken Word	SignWriting
fourth	
friend	
friend	
fruit	
Frágil	
Fuego	
full	
futbol	
G	



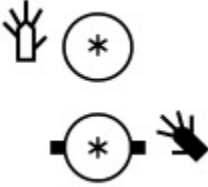

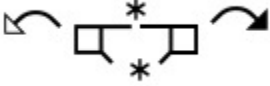
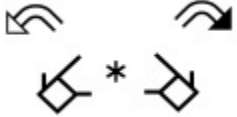
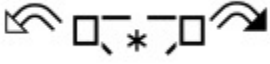


Lengua de Señas Mexicana (LSM)

Spoken Word	SignWriting
Gato	
Gato	
give-her	
good-morning	
gracias	
Gracias	
Gracias	
Graduar	


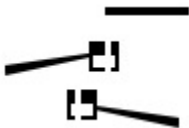

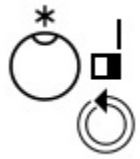





Lengua de Señas Mexicana (LSM)

Spoken Word	SignWriting
grandfather	
grandfather	
green	
Gritar	
grupo	
guerrero	
H	
haber	
Hermano	

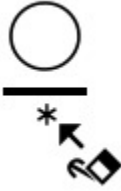
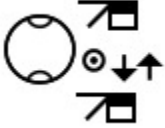

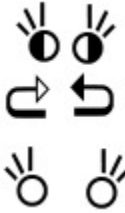


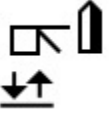

Lengua de Señas Mexicana (LSM)

Spoken Word	SignWriting
hija	
Hijo	
hipocrita o doble cara	
his-her	
Historia	
historia	
history	
Hola	
hola	
Hola	





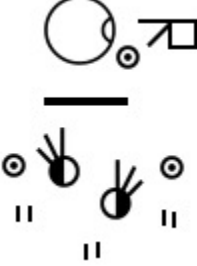
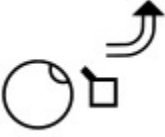

Lengua de Señas Mexicana (LSM)

Spoken Word	SignWriting
Hola	
hold	
HOPS	
hora	
hot dog	
house	
hoy	
hundred--one	
I	

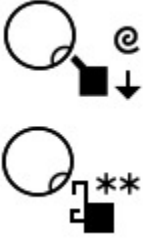
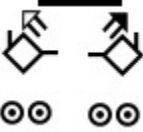

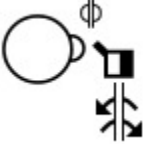
Lengua de Señas Mexicana (LSM)

Spoken Word	SignWriting
identidad	
Ignorante	
ilka	
Importante	
Imposible	
Independiente	
Ingeniero	
institucionales	




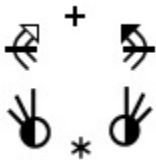


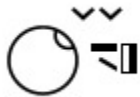
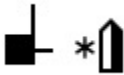
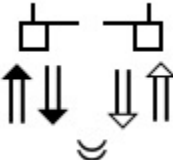
Lengua de Señas Mexicana (LSM)

Spoken Word	SignWriting
isla	
j	
j	
J	
Jaguar	
JEHOVA	
jesus	






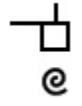

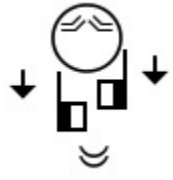

Lengua de Señas Mexicana (LSM)

Spoken Word	SignWriting
Jitomate	 <p>The SignWriting for 'Jitomate' consists of two parts. The first part shows a circle with a hook on its left side, a small square to its right, and a downward-pointing arrow. The second part shows a similar circle with a hook, but with a small square to its right and two asterisks (**).</p>
Joven	 <p>The SignWriting for 'Joven' consists of two parts. The first part shows two diamond shapes, each with an arrow pointing towards the center, connected by a horizontal line above them. The second part shows two pairs of small circles, one pair on the left and one pair on the right.</p>
julio	 <p>The SignWriting for 'julio' consists of two parts. The first part shows a circle with a hook on its left side and a small square to its right. The second part shows a small square with a downward-pointing arrow, and below it, two vertical lines with arrows pointing outwards.</p>
junio	 <p>The SignWriting for 'junio' consists of two parts. The first part shows a circle with a hook on its left side and a small square to its right. The second part shows a small square with a downward-pointing arrow, and below it, two vertical lines with arrows pointing outwards.</p>

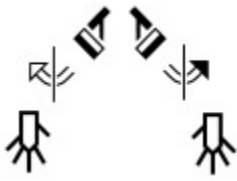
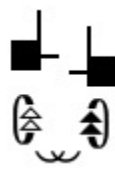




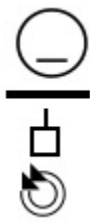


Lengua de Señas Mexicana (LSM)

Spoken Word	SignWriting
K	
kitchen	
L	
La tierra	
Ladrillo	
Ladrillo	
learn	
leccion	
leche	
Lengua de Señas Mexicana	


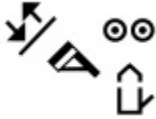



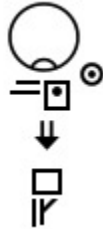



Lengua de Señas Mexicana (LSM)

Spoken Word	SignWriting
Lengua seña	
Lento	
letter	
León	
Libro	
like	
lleno	
Llorar	
los testigos de jehova	









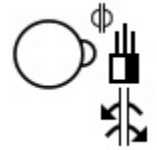
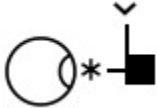
Lengua de Señas Mexicana (LSM)

Spoken Word	SignWriting
lose	
lsm	
LSM2	
LSM3	
luchar	
Lápiz	
Lástima	
M	
Madero	



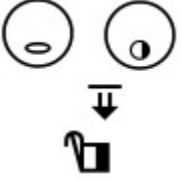


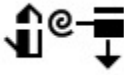



Lengua de Señas Mexicana (LSM)

Spoken Word	SignWriting
Madre, mamá	
Madre, mamá	
maestro	
Mamá	
mamá	
man	
Mandarina	
manos	
manos	





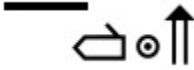
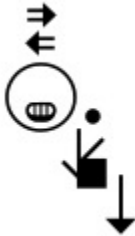


Lengua de Señas Mexicana (LSM)

Spoken Word	SignWriting
manos	
manos	
manzana	
Manzana	
Manzana	
mar	
marriage-spouse	
marzo	
mayo	
mañana	

Lengua de Señas Mexicana (LSM)

Spoken Word	SignWriting
me	
me	
meaning	
Mejor	
mes	
mes	
Mes	
mesa	
Mexican Sign Language Alphabet	
Mexican Sign Language Numbers	
Mexico	







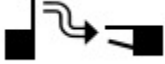



Lengua de Señas Mexicana (LSM)

Spoken Word	SignWriting
Mexico	
Mi	
Mi	
Miedo	
Milagro	
Mofar	
mom	
money	










Lengua de Señas Mexicana (LSM)

Spoken Word	SignWriting
more	<p>The signwriting for 'more' consists of a triangle pointing up and to the right, with a vertical bar to its left and an asterisk below the bar.</p>
morning	<p>The signwriting for 'morning' features a hand with fingers spread pointing up, a small circle to the left, and another hand with fingers spread pointing down.</p>
Mother	<p>The signwriting for 'Mother' shows a circle above a hand with fingers spread pointing up, which is positioned above a solid black square.</p>
muchacha	<p>The signwriting for 'muchacha' is a complex sequence of symbols: a horizontal bar with arrows pointing left and right, two circles, two diamond shapes, and a hand with fingers spread pointing down next to a solid black square.</p>
Museo	<p>The signwriting for 'Museo' includes a hand with fingers spread pointing up, a circle, a hand with fingers spread pointing up, a hand with fingers spread pointing down, and a hand with fingers spread pointing up.</p>
Museo	<p>The signwriting for 'Museo' features a hand with fingers spread pointing up, a hand with fingers spread pointing up, a hand with fingers spread pointing up, and a hand with fingers spread pointing up.</p>
Museo incorrecto	<p>The signwriting for 'Museo incorrecto' shows a hand with fingers spread pointing up, a hand with fingers spread pointing up, a hand with fingers spread pointing up, and a hand with fingers spread pointing up.</p>
must	<p>The signwriting for 'must' consists of a horizontal bar with an asterisk below it, and a hand with fingers spread pointing up next to a solid black square.</p>

Lengua de Señas Mexicana (LSM)

Spoken Word	SignWriting
my	
Médico, Doctor	
México	
N	
nacer	
nacer	
nacional	
nadar	
name	
Navidad	








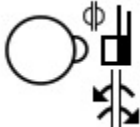
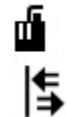

Lengua de Señas Mexicana (LSM)

Spoken Word	SignWriting
need	
Negro	
nephew	
nephew_niece	
Nervioso	
Nervioso	
Nervioso	
new	
newspaper	








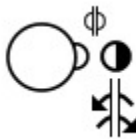

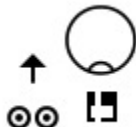
Lengua de Señas Mexicana (LSM)

Spoken Word	SignWriting
night	<p>The signwriting for 'night' consists of a circle containing a vertical line, positioned to the left of a vertical line with a horizontal bar at the top and a downward-pointing arrow at the bottom.</p>
nine	<p>The signwriting for 'nine' consists of a small horizontal line above a square with a diagonal line from the top-left to the bottom-right.</p>
nine	<p>The signwriting for 'nine' consists of a square with a diagonal line from the top-left to the bottom-right, and three short horizontal lines extending from the left side.</p>
nine	<p>The signwriting for 'nine' consists of a square with a diagonal line from the top-left to the bottom-right, with two small 'v' shapes above it.</p>
nineteen	<p>The signwriting for 'nineteen' consists of two upward-pointing arrows above a hand icon with fingers spread.</p>
ninety	<p>The signwriting for 'ninety' consists of two small 'v' shapes above a square with a diagonal line from the top-left to the bottom-right.</p>
Niño	<p>The signwriting for 'Niño' consists of a circle above a square with a diagonal line from the top-left to the bottom-right, and two asterisks (**).</p>






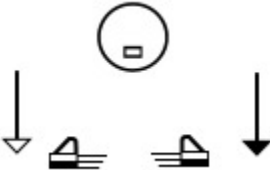
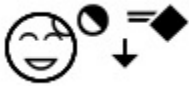



Lengua de Señas Mexicana (LSM)

Spoken Word	SignWriting
NO	
No haber	
no tener	
Nombre--name-	
Nombre_2	
notebook	
Novia	
noviembre	
Novio(a)	
novio1	





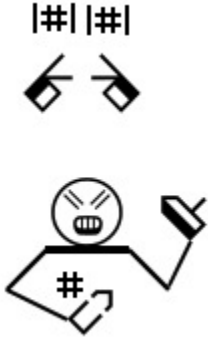


Lengua de Señas Mexicana (LSM)

Spoken Word	SignWriting
novio2	
nuera	
nuevo	
número	
O	
obedecer	
Ocho	
octubre	
Ojete	
old	


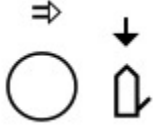

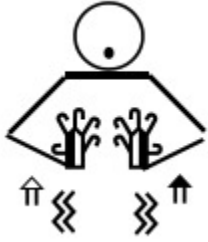



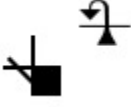

Lengua de Señas Mexicana (LSM)

Spoken Word	SignWriting
Olla	
one	
open-door	
ordenes	
Orgullo	
Original oficial	
OrySurf	
otro	
P	
pais	

Lengua de Señas Mexicana (LSM)

Spoken Word	SignWriting
papa	
papá	
Papá	
Parar, Pararse	
paren de pelear	
parque	
parque	
parque	
parque	

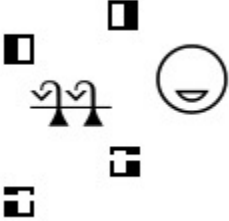


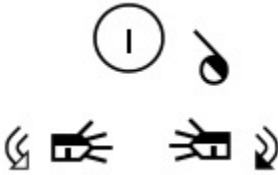



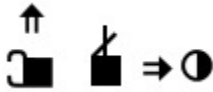
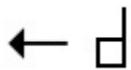
Lengua de Señas Mexicana (LSM)

Spoken Word	SignWriting
participar	
Pasado	
patas	
patas	
pen	
pencil	
Perdon	
pero	
pero	





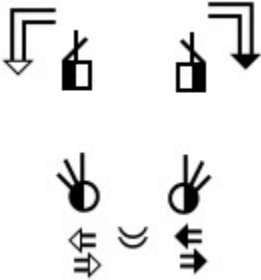

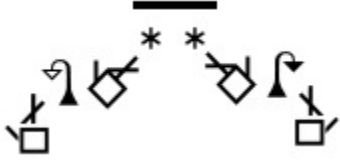

Lengua de Señas Mexicana (LSM)

Spoken Word	SignWriting
persona	<p>The signwriting for 'persona' consists of a circle at the top, a horizontal line below it, and two diamond shapes on either side of the line. Below the line is a small smiley face.</p>
persona sordo	<p>The signwriting for 'persona sordo' features a circle with a smiley face on the left, a star on the right, and a square with an arrow pointing down and a curved arrow below it.</p>
Pescado	<p>The signwriting for 'Pescado' is a vertical squiggle above a square with an upward-pointing arrow.</p>
play	<p>The signwriting for 'play' includes two squares, two diamond shapes, and a smiley face.</p>
Pluma	<p>The signwriting for 'Pluma' shows a diamond shape, a circle with a dot, and an arrow pointing up and to the right.</p>
Poco	<p>The signwriting for 'Poco' is a square with an upward-pointing arrow above it.</p>
policía	<p>The signwriting for 'policía' features a square with a wavy line above it, and a circle with a horizontal line through it.</p>
PONCHE	<p>The signwriting for 'PONCHE' consists of two circles with dots inside, a square with a vertical line, and two 'e' characters.</p>










Lengua de Señas Mexicana (LSM)

Spoken Word	SignWriting
POSADA	
pregunta	
Presidente	
Presuntuoso	
Puerco, Cedro, Cochino, Marrano	
Q	
q	
Quintana Roo	
Qué?	





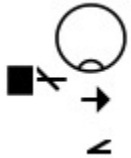





Lengua de Señas Mexicana (LSM)

Spoken Word	SignWriting
R	
Ratón	
read	
ready	
refrigerador	
Regalar	
Regalar	
repeat	

Lengua de Señas Mexicana (LSM)

Spoken Word	SignWriting
repetir	
respect	
respeto	
Responsable / Responsabilidad	
rest	
rey	
rey	
rice	
Rio	



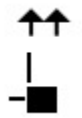





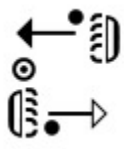

Lengua de Señas Mexicana (LSM)

Spoken Word	SignWriting
rock	
room	
ROSTRO+ESPACIO	
ROSTRO+ROSTRO	
Rápido	
S	
Saber	
same	
SANTA CLOUS	
search	


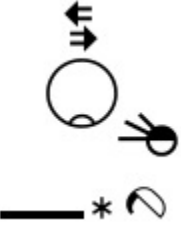


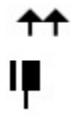


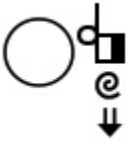

Lengua de Señas Mexicana (LSM)

Spoken Word	SignWriting
search	<p>The signwriting for 'search' consists of a curved arrow pointing left, followed by a hand with fingers spread, and a small circle below it.</p>
second	<p>The signwriting for 'second' consists of a square with an arrow pointing right, followed by a square with an arrow pointing down, and a square with an asterisk below it.</p>
secreto	<p>The signwriting for 'secreto' consists of a vertical line with a dot, followed by a vertical line with an asterisk, and a vertical line with a circle below it.</p>
Secreto	<p>The signwriting for 'Secreto' consists of a circle with a horizontal line through it, followed by a vertical line with a dot, a hand with fingers spread, a vertical line with an arrow pointing down, and a vertical line with an asterisk below it.</p>
see	<p>The signwriting for 'see' consists of a circle with a horizontal line through it, followed by a vertical line with an arrow pointing up, and a square below it.</p>
Seis	<p>The signwriting for 'Seis' consists of a square with a vertical line through it.</p>
Sentir	<p>The signwriting for 'Sentir' consists of a horizontal line, a vertical line with an arrow pointing up, a vertical line with an asterisk, and a vertical line with an arrow pointing down.</p>
septiembre	<p>The signwriting for 'septiembre' consists of a circle, a vertical line with an arrow pointing up, a square, and a vertical line with an asterisk below it.</p>

Lengua de Señas Mexicana (LSM)

Spoken Word	SignWriting
sesenta	
seven	
seventeen	
seventy	
Seña	
Señor	
shoe	
Si	
sign	
sign	

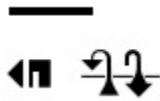






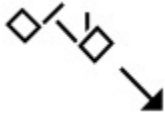
Lengua de Señas Mexicana (LSM)

Spoken Word	SignWriting
silla	
Sin avisarme	
sit	
six	
sixteen	
sixth	
sixty	
sleep	
Sofia R	









Lengua de Señas Mexicana (LSM)

Spoken Word	SignWriting
soldado	<p>The signwriting for 'soldado' consists of a horizontal line at the top, followed by a square with two asterisks (**), and another square with two asterisks (**).</p>
solo	<p>The signwriting for 'solo' consists of a horizontal line at the top, followed by a square with a diagonal line and two asterisks (**).</p>
soltero	<p>The signwriting for 'soltero' consists of a circle at the top, followed by a horizontal line, and then a square with a diagonal line and one asterisk (*).</p>
son	<p>The signwriting for 'son' consists of a horizontal line at the top, followed by a hand with fingers spread, a small circle with a dot, and a hand with fingers spread.</p>
son	<p>The signwriting for 'son' consists of a horizontal line at the top, followed by a hand with fingers spread, a small circle with a dot, and a hand with fingers spread.</p>
Soplar	<p>The signwriting for 'Soplar' consists of a hand with fingers spread, a small circle with a dot, and a hand with fingers spread.</p>
Sorda	<p>The signwriting for 'Sorda' consists of a circle with a dot, a square with a diagonal line, and a circle with a dot and a square with a diagonal line.</p>
Sordo	<p>The signwriting for 'Sordo' consists of a circle with a dot, a square with a diagonal line, and a square with a diagonal line.</p>

Lengua de Señas Mexicana (LSM)

Spoken Word	SignWriting
Spanish	
stamp	
STAR	
stay	
student	
Su	
Suficiente	
swimming-pool	

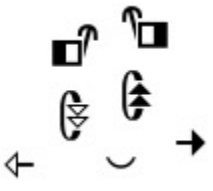




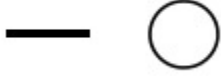

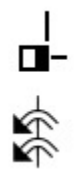


Lengua de Señas Mexicana (LSM)

Spoken Word	SignWriting
Sábado	
T	
taco	
Tamarindo	
Tapa Abrir	
ten	
ten	
Tenango de doria	





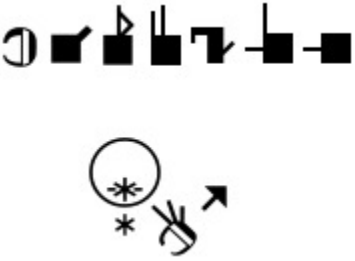
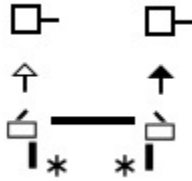




Lengua de Señas Mexicana (LSM)

Spoken Word	SignWriting
Tener	<p>The signwriting for 'Tener' consists of a horizontal line at the top, followed by two hash symbols (#) on the left and a square with a left-pointing arrow (<□) on the right. Below this is another horizontal line.</p>
think	<p>The signwriting for 'think' features a circle with an asterisk (*) above it on the left, and a square with a right-pointing arrow (□→) on the right.</p>
think-about	<p>The signwriting for 'think-about' shows a circle with an asterisk (*) above it on the left. Above the circle are three vertical arrows: the leftmost points down, the middle points up, and the rightmost points up. To the right of the circle is a square with a right-pointing arrow (□→).</p>
thinking	<p>The signwriting for 'thinking' depicts a circle with an asterisk (*) above it on the left. Inside the circle are three curved lines representing a face. To the right of the circle is a square with a right-pointing arrow (□→).</p>
third	<p>The signwriting for 'third' includes a square with a right-pointing arrow (□→) at the top, followed by a horizontal double-headed arrow (⇔) in the middle, and a square with a right-pointing arrow (□→) at the bottom. An asterisk (*) is positioned to the right of the bottom square.</p>
thirteen	<p>The signwriting for 'thirteen' shows a square with a right-pointing arrow (□→) at the top, followed by a square with a right-pointing arrow (□→) at the bottom. A vertical line with three horizontal tick marks is positioned between the two squares.</p>
thirty	<p>The signwriting for 'thirty' consists of a square with a right-pointing arrow (□→) at the top, followed by a square with a right-pointing arrow (□→) at the bottom. A vertical line with three horizontal tick marks is positioned between the two squares. A solid black square is located to the right of the bottom square.</p>
three	<p>The signwriting for 'three' is a square with a right-pointing arrow (□→) at the top.</p>
three	<p>The signwriting for 'three' is a square with three horizontal lines extending from its top edge.</p>




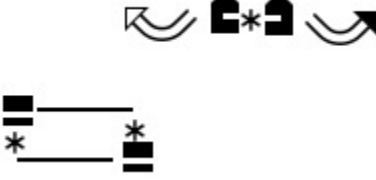




Lengua de Señas Mexicana (LSM)

Spoken Word	SignWriting
tie	
Tipo Seis de Contactos	
Trabajar	
Tres	
triste	
TRONCO+ROSTRO	
tuesday	
twelve	
twenty	
twenty-five	

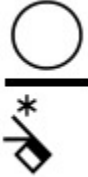



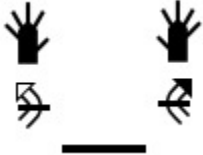



Lengua de Señas Mexicana (LSM)

Spoken Word	SignWriting
two	
U	
ucaracha	
ucaracha	
una frase	
understand	
Uno	
Uno	
V	
vamos	









Lengua de Señas Mexicana (LSM)

Spoken Word	SignWriting
VENADO	
Vender	
Ventana Abrir	
Ventana Abrir	
verbo	
Veterinario	
Viento	
viernes	



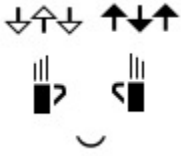

Lengua de Señas Mexicana (LSM)

Spoken Word	SignWriting
viudo	
Viva	
vivir	
volcan	
volleyball	
Voluntad	
W	
wake	










Lengua de Señas Mexicana (LSM)

Spoken Word	SignWriting
wallet	
want	
want	
water	
what-time-is-it	
white	
why	
why-	

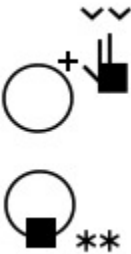



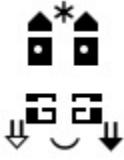
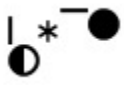
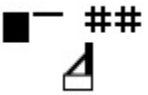
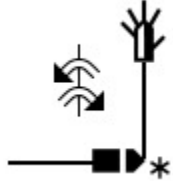

Lengua de Señas Mexicana (LSM)

Spoken Word	SignWriting
woman	 <p>The signwriting for 'woman' in this row consists of a circle with a dot inside, a small arrow pointing up and to the right, and a solid black square.</p>
woman	 <p>The signwriting for 'woman' in this row consists of a circle with a dot inside, a small arrow pointing down and to the left, and a solid black diamond.</p>
work	 <p>The signwriting for 'work' in this row consists of two sets of three vertical lines representing fingers, with arrows above them indicating movement: the left hand has arrows pointing down, up, and down; the right hand has arrows pointing up, down, and up. Below the hands is a small upward-curving arc.</p>
x	 <p>The signwriting for 'x' in this row consists of a small downward-pointing arrow above a square with a dot inside.</p>


Lengua de Señas Mexicana (LSM)

Spoken Word	SignWriting
X	
Y	
Ya	
yerno	
yo	
Yo	
Yo	
Yo	
Z	

Lengua de Señas Mexicana (LSM)

Spoken Word	SignWriting
Zanahoria	
,	
¿Como?	
¿Cuándo?	
¿Cómo estas?	
¿Dónde?	
¿Quién?	
Árbol	
Ñ	

Lengua de Señas Mexicana (LSM)

Spoken Word	SignWriting
ñ	 The SignWriting symbol for the Spanish letter 'ñ' consists of a black square with two diagonal lines extending from the top-left corner, and a horizontal line with an arrow pointing to the right below it.