



Sign Writing[®] Shorthand

FOR
SIGN
LANGUAGE
STENOGRAPHY

10

8 ↘

↘ 00
/ //

0 ↘

10

0 ←

↘ //

0 ↘


By
Valerie Sutton





Sign Writing® Shorthand

FOR
SIGN
LANGUAGE
STENOGRAPHY



By
Valerie Sutton



INCLUDING:

THE SIGN WRITING® SHORTHAND

ENGLISH/AMERICAN SIGN LANGUAGE DICTIONARY

A Dictionary of 1,050 Signs Written

In SIGN WRITING® Handwriting And SIGN WRITING® Shorthand.



Sign
 Writing®
 Shorthand
 FOR
 SIGN
 LANGUAGE
 STENOGRAPHY

Copyright © 1982 By The Movement Shorthand Society, Inc.

All Rights Reserved

Pan American And Universal Copyrights Secured

ISBN NUMBER 0-914336-52-5

NOTICE

This book is copyrighted in the United States of America and in all countries signatory to the Pan American and Universal Copyright Conventions. No part of it may be reproduced in any way unless my written permission has been obtained.


Valerie J. Sutton

The drawings credited to The National Technical Institute For The Deaf (NTID) in this textbook were developed as a part of the Technical Signs Project being conducted at NTID in the course of an agreement with the U.S. Department of Education.

Printed and published in the United States of America.

SIGN WRITING® is a registered trademark belonging to The Movement Shorthand Society, Inc., a non-profit, tax-exempt, educational, membership organization.

Sutton Movement Writing™



SIGN WRITING™ MIME WRITING™ SPORTS WRITING™ SCIENCE WRITING™ DANCE WRITING™

Published by
The Sutton Movement Writing Press
 The Center For Sutton Movement Writing, Inc.
 P.O. Box 7344
 Newport Beach, California, 92658-7344
 Tel: (714) 644-8342 (Voice/TDD)

WITH LOVE...



This book is dedicated

to

JACK AND VALERIE SCUDDER

who

made its publication

possible.

SIGN WRITING® SHORTHAND FOR SIGN LANGUAGE STENOGRAPHY

Table Of Contents

Lesson One: Introduction To SIGN WRITING® Shorthand.....page 1-4

Lesson Two: New Careers Using SIGN WRITING® Shorthand.....page 5-8

Lesson Three: The Five Elements Used In SIGN WRITING®
Shorthand.....page 9-12

Lesson Four: How To Practice SIGN WRITING® Shorthand.....page 13-16

Lesson Five: The SIGN-SYMBOL-SEQUENCE™.....page 17-20

Lesson Six: Writing Contact In SIGN WRITING® Shorthand....page 21-24

Lesson Seven: Alternating & Combination Arrows In
SIGN WRITING® Shorthand.....page 25-28

Lesson Eight: SIGN WRITING® Shorthand Spelling And
Punctuation Rules.....page 29-32

Lesson Nine: Writing Complete Sentences & Stories
In SIGN WRITING® Shorthand.....page 33-42

Lesson Ten: Transcribing Notes From SIGN WRITING®
Shorthand To SIGN WRITING® Printing And
Handwriting.....page 43-54

THE SIGN WRITING® SHORTHAND ENGLISH/AMERICAN SIGN LANGUAGE
DICTIONARY (1050 Signs).....page 55-160

10 2 7 8 9 // 10 11 12 13 //

SIGN WRITING® SHORTHAND FOR SIGN LANGUAGE STENOGRAPHY

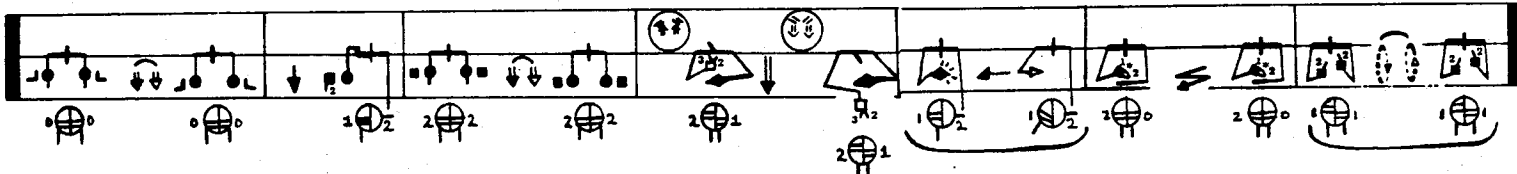
LESSON ONE

Introduction To SIGN WRITING® Shorthand

INTRODUCTION TO SIGN WRITING® SHORTHAND

Sutton Movement Writing & Shorthand is a visual script that writes all movement. The system writes all forms of dance, mime, and sign language. The sign language section of Sutton Movement Writing is called SIGN WRITING®. The basic textbook that teaches SIGN WRITING® is entitled: SIGN WRITING® FOR EVERYDAY USE. The book is available from The Center For Sutton Movement Writing, P.O. Box 7344, Newport Beach, California, 92660-0344. Telephone: (714) 644-8342 Voice/TDD.


SIGN WRITING® can be very detailed for research use or practical for daily use. Detailed SIGN WRITING® uses over 100 symbols. It is used to write the details between different styles and dialects of signing. It is very accurate, but takes a long time to write:



SIGN WRITING® Printing and Handwriting are used on an everyday basis. SIGN WRITING® Printing uses 65 symbols placed on or near a stick figure drawing:



SIGN WRITING® Handwriting uses the same 65 symbols without using a stick figure drawing. It is faster for informal everyday use:



SIGN WRITING® Printing and Handwriting are easy to read, but both sections take longer to write than SIGN WRITING® Shorthand. SIGN WRITING® Shorthand is a shortened version of SIGN WRITING® Printing and Handwriting.

With SIGN WRITING® Shorthand, sign language can be written at signing speeds. Movement can be written as fast as it happens. The basic 65 symbols are simplified even further. It takes special training to write at signing speeds:



A thorough knowledge of SIGN WRITING® Printing and SIGN WRITING® Handwriting is a necessary requirement before learning SIGN WRITING® Shorthand since the different sections of SIGN WRITING® are inter-related. It takes approximately 40 hours to learn SIGN WRITING® Printing and SIGN WRITING® Handwriting well, and then it takes approximately 20 hours to learn the symbols in SIGN WRITING® Shorthand. Once learned, Shorthand skills must be practiced daily to keep speed. Shorthand skills must become as automatic as walking, sleeping, typing or driving before movement can be written at the speed it occurs.

Shorthand systems used by secretaries for English (such as Gregg Shorthand, or Pitman Shorthand) must be transcribed into written English very soon after the notes are taken, or the shorthand will be difficult to read later. The Shorthand notes are scribbled very fast, and do not record every detail of every word. The Shorthand is like a memory aid. The secretary can transcribe what was said by the help of her notes and her memory. If too much time elapses between taking the notes and transcription, then the memory is gone, and the notes are not accurate enough themselves.

Just like secretarial shorthand for English, SIGN WRITING® Shorthand is written at speed and then is immediately transcribed into the accurate SIGN WRITING®. The Shorthand is written on adding machine rolls of paper so that no time is lost trying to turn a page. Special shorthand tables are placed in the lap, and the SIGN WRITING® stenographer writes with one hand while pulling the paper with the other. The stenographer cannot look at the hands while writing, but must look out at the movement. In time The Center For Sutton Movement Writing hopes to have typing machines that will make SIGN WRITING® Shorthand even faster and more accurate.

To record the sign language conversations in business meetings or conferences, or for taking sign language dictation in office work, the SIGN WRITING® stenographer will watch the sign language one time, writing the movements at speed in SIGN WRITING® Shorthand. The stenographer then immediately transcribes the notes into SIGN WRITING® Printing or Handwriting for others to read.

This book teaches the basics of SIGN WRITING® Shorthand. More advanced books for those who want to make SIGN WRITING® stenography a career are now being planned. For information, contact The Center For Sutton Movement Writing. This book gives enough information to study and learn SIGN WRITING® Shorthand for your own personal use.

Books and literature on other sections of Sutton Movement Writing & Shorthand are also available from the Center. Besides SIGN WRITING®, other sections are DANCE WRITING™, MIME WRITING™, SPORTS WRITING™, and SCIENCE WRITING™. See page 4 for a diagram.

Other books available on writing Shorthand are DANCE WRITING™ SHORTHAND FOR CLASSICAL BALLET, DANCE WRITING™ SHORTHAND FOR MODERN & JAZZ DANCE, and DANCE WRITING™ SHORTHAND FOR GROUP DANCES. Contact The Center For Sutton Movement Writing for information.



10 2/3 → 8 1/2 // 10 1/2 ↓ 10 1/2 ← 1/2 //

SIGN WRITING® SHORTHAND FOR SIGN LANGUAGE STENOGRAPHY

LESSON TWO

New Careers Using SIGN WRITING® Shorthand

SIGN WRITING® has made new careers possible. Here are some of them:

1. Careers As SIGN WRITING® Secretaries (SWS Certificate).
2. Careers As SIGN WRITING® Instructors (SWI Certificate)
3. Careers As SIGN WRITING® Notetakers (SWN Certificate)
4. Careers As SIGN WRITING® Translators (SWT Certificate)
5. Careers As SIGN WRITING® Reporters (SWR Certificate)

SIGN WRITING® Shorthand plays an important part in all the careers listed above. Good SIGN WRITING® Shorthand skills are becoming a necessary part of many jobs using SIGN WRITING®.

SIGN WRITING® Secretaries, like Secretaries in English, take dictation for letters and notes in business meetings and conferences. Good SIGN WRITING® Shorthand skills are particularly important for the SIGN WRITING® Secretary.

SIGN WRITING® Instructors teach SIGN WRITING® Printing, Handwriting and Shorthand. They are not required to be skilled at writing Shorthand at very fast speeds, but they are required to know the Shorthand symbols well so they can teach the symbols.

SIGN WRITING® Notetakers must be skilled in Shorthand. They specialize in notetaking in different fields, for example: Classroom Notetaking, Legal Notetaking (Court Stenography), Medical Notetaking, Research Notetaking, Theater Notetaking and so on. No matter what the specialty, the Notetaker writes sign language at speed in SIGN WRITING® Shorthand and then transcribes the notes into SIGN WRITING® Printing or Handwriting.

SIGN WRITING® Classroom Notetakers, like classroom notetakers in English, take notes for deaf students in the classroom by watching the sign language interpreter and writing the sign language in Shorthand. They then transcribe the notes for the student. Deaf students themselves can also take their own notes now, if they learn SIGN WRITING® Shorthand.

SIGN WRITING® Legal Notetakers (Court Stenographers), like court stenographers in English, record the conversations on the spot in the courtroom. The SIGN WRITING® Court Stenographer only records the sign language used in the courtroom. It is written with SIGN WRITING® Shorthand. The Stenographer then transcribes the notes into SIGN WRITING® Printing for the court to read. The Court Stenographer may sometimes be required to translate the transcript into English as well.

SIGN WRITING® Translators translate on paper from sign language to spoken language, from spoken language to sign language, or from one sign language to another sign language. The Translators do not need fast Shorthand skills, but a background in Shorthand is necessary to be a skilled writer in SIGN WRITING®.

SIGN WRITING® Reporters for The Sign Writer™ Newspaper write articles for the newspaper in ASL in SIGN WRITING®. When interviewing signers for newspaper stories, the SIGN WRITING® Shorthand becomes a useful tool for jotting down notes in sign language.

For further information about new careers in SIGN WRITING®, contact The Center For Sutton Movement Writing, P.O. Box 7344, Newport Beach, CA. 92660-0344.

CONDUCT BUSINESS IN WRITTEN SIGN...



Cartoon By Frank Allen Paul

NEW JOBS AS SIGN WRITING® SECRETARIES AND SIGN WRITING® NOTETAKERS
ARE OPENING. SIGN WRITING® SHORTHAND IS USED TO TAKE NOTES.



Handwritten shorthand symbols including a circle with a vertical line, a circle with a diagonal line, a circle with a horizontal line, a circle with a vertical line and a horizontal line, a circle with a diagonal line and a horizontal line, a circle with a vertical line and a horizontal line, a circle with a diagonal line and a horizontal line, and a circle with a diagonal line and a horizontal line.

SIGN WRITING® SHORTHAND FOR SIGN LANGUAGE STENOGRAPHY

LESSON THREE

The Five Elements Used In SIGN WRITING® Shorthand



THE FIVE ELEMENTS USED IN SIGN WRITING® SHORTHAND

There are five basic elements used when writing in SIGN WRITING® Shorthand. The five elements are:

1. Prior knowledge of sign language and SIGN WRITING® Printing & Handwriting.
2. The Shorthand Table.
3. The Memory.
4. Good Visual Perception.
5. Relaxation.

Prior knowledge of sign language and SIGN WRITING® Printing and Handwriting is necessary. Many details are left out of SIGN WRITING® Shorthand and it would be impossible to transcribe the writing into SIGN WRITING® Printing or Handwriting without a knowledge of sign language and its written form. It is suggested that a new student of SIGN WRITING® Shorthand is at least at the intermediate signing level, and it is a pre-requisite that a new student has completed SIGN WRITING® Workshops/Courses One and Two.

Shorthand Tables are available from The Center For Sutton Movement Writing. The Shorthand Table places a roll of adding machine paper on a roller on one side of a small lap table. The paper is stripped across this lap table so that the writer can write across the paper. The roller keeps the roll of paper in place as the writer writes. The writer writes with one hand while feeding the paper onto the floor with the other hand. The paper starts to pile up on the floor beside the writer as the writing gets faster and faster. Although this is an inconvenience, the writer never has to stop to turn the page and disturb the flow of writing.

Future plans by the Center For Sutton Movement Writing schedule, when funding permits, the manufacturing of new and better devices for SIGN WRITING® Shorthand. In time there will be electronic or computerized typing machines for writing sign language at signing speeds. Such machines will add to speed and accuracy and will aid the writer with transcription into SIGN WRITING® Printing and Handwriting. Contact the Center for information.

The memory is an essential part of taking shorthand. In all shorthand systems, the notes help the memory and the memory helps the notes. The two work together, and without one or the other the notetaking would be impossible. When the writer watches and writes the movements, two things happen simultaneously: 1) The hand records what the eye sees. 2) The brain (memory) records what the eye sees too. Later, when transcribing the notes, the memory helps the writer with the transcription. So far it is our experience that when the memory and notes are in conflict, the notes are usually right, and the memory failed.

Good visual perception is developed through SIGN WRITING® Shorthand training. You do not have to be born with it to be a good Shorthand notetaker. Good training as a notetaker requires relaxation. Visual perception seems to improve when a person is relaxed, and lets the hand and mind flow.



10 02 → 84 // 10 ↓ 10 d ← 4 //

SIGN WRITING® SHORTHAND FOR SIGN LANGUAGE STENOGRAPHY

LESSON FOUR

How To Practice SIGN WRITING® Shorthand



HOW TO PRACTICE SIGN WRITING® SHORTHAND

1. Place the Shorthand Table on your lap or on the table in front of you.
2. If you are right handed, place the roll of paper anchored on the Shorthand Table on your right side.
3. If you are left handed, place the roll of paper anchored on the Shorthand Table on your left side.
4. If you are right handed, you will write with your right hand and feed the paper onto the floor with your left hand.
5. If you are left handed, you will write with your left hand and feed the paper onto the floor with your right hand.
6. The hand that you write with must rest against the little piece of wood (short stick) that is near the roll of paper. The hand that you write with never moves from side to side in SIGN WRITING® Shorthand. In SIGN WRITING® Shorthand it is the paper that moves, while the writing hand stays in one place. That is why it is important that the hand rests against the little piece of wood. It teaches the hand that it cannot move while writing.
7. Use a well-sharpened pencil or an ink pen that will definitely not run out of ink while writing. Pencil usually is safer.
8. Learn to relax with SIGN WRITING® Shorthand. SIGN WRITING® Shorthand becomes automatic, like typing or driving, with training. If one tenses or tries too hard it is easy to freeze the hand rather than write at speed. If you just "let it happen without thinking" you will find it quite easy and enjoyable. There are some who have almost immediate skill for SIGN WRITING® Shorthand because they relax and let it flow. Others find it at first nerveracking. To develop a good technique in SIGN WRITING® Shorthand takes relaxation and patience with oneself.
9. Never look down when you write. Always watch the person who is moving. If you think you have made a mistake - never look down to see! You will only make more mistakes and will miss other movements. When a mistake is made just go right on writing as if nothing happened. All people make some mistakes when writing Shorthand. Be patient with yourself while learning the skill and allow the writing to occur.
10. Practice. Practice. And more practice. Practice everyday for at least a half hour, if not many hours. No matter how skilled you may be in SIGN WRITING® Shorthand, you will lose speed and accuracy if you do not write it everyday. This is true for all shorthand systems. If you have to stop and think even for a split second about a symbol in the system when you are writing, then you will lose accuracy. So, if you go on a vacation, and come back to the Shorthand a month later, you will need to practice to regain speed and efficiency.
11. Establish a routine for practicing. Begin with the symbols of the SIGN-SYMBOL-SEQUENCE™. Continue on to other symbols (Alternating and Combination Arrows) and then begin writing complete sentences in sign language. Video tapes may be available from The Center For Sutton Movement Writing for practicing SIGN WRITING® Shorthand. Contact The Center at P.O. Box 7344, Newport Beach, Calif. 92660-0344. Telephone: (714)644-8342 (Voice/TDD).



10 2/2 → 8+ // 10 ↓ 10 d ← //

SIGN WRITING® SHORTHAND FOR SIGN LANGUAGE STENOGRAPHY

LESSON FIVE

The SIGN-SYMBOL-SEQUENCE™

THE SIGN-SYMBOL-SEQUENCE™

SIGN WRITING® Shorthand is based on the SIGN-SYMBOL-SEQUENCE™. The symbols of SIGN WRITING® Shorthand are solely from the SEQUENCE.

The symbols from the SEQUENCE are slightly changed in SIGN WRITING® Shorthand. They are a shortened version of the originals. A listing of the SEQUENCE in SIGN WRITING® Printing & Handwriting and again in SIGN WRITING® Shorthand is on the next page.

Place your Shorthand Table on your lap and prepare to write. Look at the first symbol of the SIGN-SYMBOL-SEQUENCE™ in the column to the left (written in SIGN WRITING® Printing & Handwriting). The symbol stands for the number 1 in American Sign Language. It has a square for the fist plus a little line for the finger protruding. Now look over at the column on the right. Look at number 1 in the SEQUENCE. The symbol in the Shorthand is a simple vertical line, representing the spoke for the finger. The square for the fist that is written in SIGN WRITING® Printing and Handwriting was eliminated and only the finger is written. It is faster to write just the finger when writing the Shorthand.

Write the Shorthand symbol on your paper. Pull the paper with your other hand. Write the symbol again. Pull the paper again. Keep writing, and pulling, writing, and pulling. Be certain to pull after you have completed writing. Otherwise the little line will smear.

After you have made rows and rows of the one symbol, going faster and faster and faster, go on to the next symbol. Begin to write that new symbol slowly - then get faster and faster. Go through the entire SIGN-SYMBOL-SEQUENCE™ in this way.

Then go back and write the whole SIGN-SYMBOL-SEQUENCE™ in sequence - one symbol after the other. Try to gain speed. Do not look at your hands.

Note that these symbols can be turned upside down or at angles. You are going to write what you see exactly, and if the person you are watching turns one of the handshapes in a different angle, then you will turn the symbol at that angle automatically (without looking down). A good example of this is in the letter "P". It is a slanted "K". The letter "K" is in the SEQUENCE, but the letter "P" is not. So, you must learn to turn the symbol. The letter "K" and "P" look like this in SIGN WRITING® Shorthand:



The Letter "K"



The Letter "P"

Notice that the letter "P" looks a little like the symbol for "square root" in mathematics.

Every person has their own Shorthand style. The most important thing is that your symbols are readable, not only by yourself, but by others too. Every person finds one or two symbols harder to write than others. That is normal. When you realize which symbols are harder for you, practice those symbols more than the others.

SUTTON'S SIGN-SYMBOL-SEQUENCE™

SIGN WRITING® Printing
& Handwriting

- | | | | |
|-----|----|-----|-----|
| 1. | ■ | 33. | ⊞ |
| 2. | □ | 34. | ⊟ |
| 3. | ⊠ | 35. | ⊡ |
| 4. | ⊢ | 36. | ⊣ |
| 5. | ⊤ | 37. | ⊥ |
| 6. | ⊦ | 38. | ⊧ |
| 7. | ⊨ | 39. | ⊩ |
| 8. | ⊪ | 40. | — |
| 9. | ⊫ | 41. | ⊙ |
| 10. | ⊬ | 42. | ⊚ |
| 11. | ⊭ | 43. | ↓ |
| 12. | ⊮ | 44. | ↑ |
| 13. | ⊯ | 45. | ∥ |
| 14. | ⊰ | 46. | = — |
| 15. | ⊱ | 47. | ∧ |
| 16. | ⊲ | 48. | ↓ |
| 17. | ⊳* | 49. | ↑ |
| 18. | ⊴ | 50. | ⊝ |
| 19. | ⊵ | 51. | ⊞ |
| 20. | ⊶ | 52. | ⊟ |
| 21. | ⊷ | 53. | ⊠ |
| 22. | ⊸ | 54. | ⊡ |
| 23. | ⊹ | 55. | ⊣ |
| 24. | ⊺ | 56. | ⊥ |
| 25. | ⊻ | 57. | ⊦ |
| 26. | ⊼ | 58. | ⊧ |
| 27. | ⊽ | 59. | ⊩ |
| 28. | ⊾ | 60. | ⊙ |
| 29. | ⊿ | 61. | ⊚ |
| 30. | ⊿ | 62. | ⊛ |
| 31. | ⊿ | 63. | ⊜ |
| 32. | ⊿ | 64. | ⊝ |
| | | 65. | ⊞ |

SIGN WRITING® Shorthand

- | | | | |
|-----|----|-----|-----|
| 1. | I | 33. | ⊞ |
| 2. | V | 34. | ⊟ |
| 3. | V- | 35. | ⊡ |
| 4. | ≡ | 36. | ⊣ |
| 5. | ≡ | 37. | ⊥ |
| 6. | W | 38. | ⊧ |
| 7. | V | 39. | ⊩ |
| 8. | V/ | 40. | |
| 9. | ≡ | 41. | ⊙ |
| 10. | ⊙ | 42. | ⊚ |
| 11. | ⊙ | 43. | ↓ |
| 12. | ⊙ | 44. | ↑ |
| 13. | ⊙ | 45. | ∥ |
| 14. | ⊙ | 46. | = — |
| 15. | ⊙ | 47. | ∧ |
| 16. | ⊙ | 48. | ↓ |
| 17. | ≡ | 49. | ↑ |
| 18. | ⊙ | 50. | ⊝ |
| 19. | ⊙ | 51. | ⊞ |
| 20. | ⊙ | 52. | ⊟ |
| 21. | ⊙ | 53. | ⊠ |
| 22. | ⊙ | 54. | ⊡ |
| 23. | ⊙ | 55. | ⊣ |
| 24. | X | 56. | ⊥ |
| 25. | ⊙ | 57. | ⊦ |
| 26. | ⊙ | 58. | ⊧ |
| 27. | ⊙ | 59. | ⊩ |
| 28. | ⊙ | 60. | ⊙ |
| 29. | ⊙ | 61. | ⊚ |
| 30. | ⊙ | 62. | ⊛ |
| 31. | ⊙ | 63. | ⊜ |
| 32. | ⊙ | 64. | ⊝ |
| | | 65. | ⊞ |

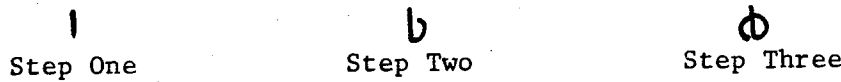
BE CAREFUL NOT TO CONFUSE:

3. V- 7. \V 8. V/ Number 3 writes the single line horizontally, where numbers 7 and 8 write the single line at a diagonal.

10. O- 11. O| 14. O 15. O 18. 6 26. O
 Number 10 must have a space between the line and the circle for the fist. Number 11 writes the line in the opposite direction as number 10. Number 14 attaches the little line to the circle for the fist. It is written in the following sequence:



Number 15 has to have the little line extending on both sides of the circle. It is like a quick slash through the circle. Number 18 always writes the little line to the side of the circle for the fist. It looks like a number 6 in Arabic numbers (the numbers we use today in English). Number 26 writes the little line through the middle of the circle for the fist. Be careful not to let the line extend past the circle on both sides. It should only extend up outside the circle on one side. Otherwise it can be confused with number 15. Write number 26 in this sequence:



13. U 28. U Number 13 is like the letter U in English. It is very cupped, like a horseshoe. Number 28 is a very open curve. It is not cupped.

16. U 33. U 34. U 35. U These symbols look similar but they are not the same. They all have a circle for the fist. Number 16 has an open "v" attached to the circle. Number 33 is a combination of number 25 and number 13. Number 34 can be written in two different ways:



Number 35 has the "v" going the opposite way to the "v" in number 16.

23. U 36. U 37. U Numbers 23, 36, and 37 are all a part of a group of symbols that are based on a slash for the base of the hand and an added symbol for the fingers of the handshape:



The Oval Hand is not a part of the SIGN-SYMBOL SEQUENCE™ but is a symbol used in other parts of Sutton Movement Writing. The Oval Hand is diagrammed on page 69 in SIGN WRITING® For Everyday Use.

59. U 62. U Number 59 has a small vertical line. The curve is always curving up. Number 62 has a long vertical line. The curve is always curving down. Number 59 has to have an arrowhead at the end of the curve. Number 62 does not have to have an arrowhead in the Shorthand. It depends on how much time there is to write such details.

60. O 61. O 65. O Number 60 is the circle for the arm. It is always written large. Number 61 must have an arrow on the circle. It is the circle for the wrist. It is always written small. Number 65 is the Facial Circle. It cannot be written without a facial expression or contact placed on or near the circle. See Lessons Six and Eight in this book for further explanation.

10 02 → 84 // 10 ↓ 10 d ← 4 //

SIGN WRITING® SHORTHAND FOR SIGN LANGUAGE STENOGRAPHY

LESSON SIX

Writing Contact In SIGN WRITING® Shorthand

WRITING CONTACT IN SIGN WRITING® SHORTHAND

The Contact Symbols used in SIGN WRITING® Printing and Handwriting are also used in SIGN WRITING® Shorthand. The symbols are written the same in all three sections of SIGN WRITING®. They are:

- | | |
|---------------------------|------------------------|
| 1. Touching Contact: * | 4. Striking Contact: # |
| 2. Holding Contact: + | 5. Rubbing Contact: ⊙ |
| 3. In-Between Contact: * | 6. Brushing Contact: ⊙ |

Contact With The Body

Contact with the body is written with the handshape that contacts and the Contact Symbol. That is all. Here are some examples:

*

The Sign For "MY"

/*

The Sign For "I"

U ⊙
↓

The Sign For "HUNGRY"

Contact On The Face

Contact on the face in SIGN WRITING® Shorthand is written with a Facial Circle and a slash. The slash is written quickly across the Facial Circle in the area of contact. No Contact Symbols are written because it takes too much time. The slash across the Facial Circle is faster and gives you the general area of contact:

1. Contact with the forehead: ○

2. Contact with the side of the face: ⊕ ⊕

3. Contact with the chin: ○

4. Contact with the nose or middle of the face: ⊕

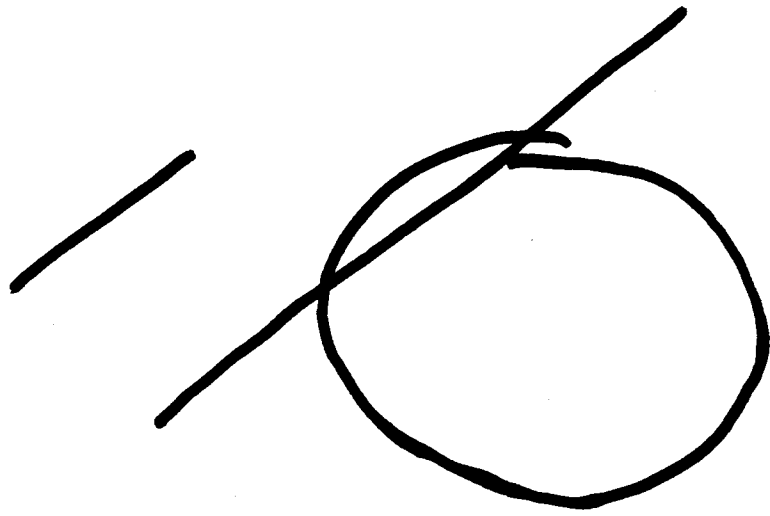
Contact On The Outside Of The Face (The Head)

Contact on the outside of the face (the head) is written with the Facial Circle and the slash, but the slash does not contact the Facial Circle:

1. Contact the top of the head: ○


2. Contact under the chin: ○

3. Contact the side of the head (the ears etc.): |○ ○|



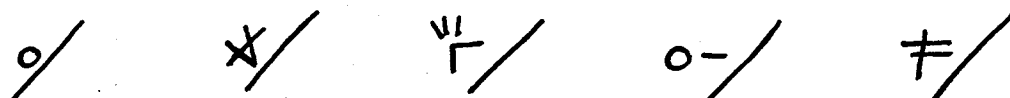
Contact With Two Hands

Contact with two hands that are not the Neutral Handshape is written like this:



Notice that the two hand symbols are written touching each other or one on top of the other. It takes too long to write a contact symbol, so the closeness of the two symbols shows the contact. Do not pull your paper as much when you are writing two hands contacting.

Contact with one Neutral Handshape and one other handshape is written like this:



Notice that the Neutral Handshape is written with a slash. The slash is always at a diagonal. The slash not only represents the Neutral Hand (the base hand) but also represents the contact itself. The slash is only written when there is contact with the base hand.

Contact with two Neutral Handshapes, two base hands, is written like this:



Notice that the Neutral Handshapes are written with two slashes at a diagonal. They must be written at a diagonal. They also must be very large slashes. Otherwise they can be confused with the symbol for "H" which is much smaller:



Symbol For "H"



Symbol For Two Contacting
Neutral Handshapes

In Summary

There are three ways to write contact in SIGN WRITING® Shorthand:

1. Contact with the chest is written with Contact Symbols.
2. Contact with the face and head, and contact with the Neutral Handshape (the base hand) is written with a large slash.
3. Contact with two hands that are not the Neutral Handshape is written by placing the two symbols close together.

Other details of contact are explained in the Spelling Rules for SIGN WRITING® Shorthand in Lesson Eight of this book, pages 29-32.

Handwritten shorthand symbols including circles, arrows, and various strokes.

SIGN WRITING® SHORTHAND FOR SIGN LANGUAGE STENOGRAPHY

LESSON SEVEN

Alternating & Combination Arrows In SIGN WRITING® Shorthand



ALTERNATING & COMBINATION ARROWS IN SIGN WRITING® SHORTHAND

1. Single-stemmed arrows are written the same in SIGN WRITING® Printing, Handwriting and Shorthand. In all sections of SIGN WRITING®, the single-stemmed arrow has an arrowhead:



Single-Stemmed Arrow In
SIGN WRITING® Printing



Single-Stemmed Arrow In
SIGN WRITING® Shorthand

2. Double-stemmed arrows are written with a straight line and a little hook. The hook represents the direction of travel. It also represents the second line of the double-stem, which is not written:



Double-Stemmed Arrow In
SIGN WRITING® Printing



Double-Stemmed Arrow In
SIGN WRITING® Shorthand

3. The following list shows Alternating and Combination Arrows written in both SIGN WRITING® Printing and SIGN WRITING® Shorthand:

SIGN WRITING® Printing

- 1.
- 2.
- 3.
- 4.
- 5.
- 6.
- 7.
- 8.
- 9.
- 10.
- 11.
- 12.

SIGN WRITING® Shorthand

- 1.
- 2.
- 3.
- 4.
- 5.
- 6.
- 7.
- 8.
- 9.
- 10.
- 11.
- 12.



Handwritten shorthand symbols including circles, arrows, and slanted lines.

SIGN WRITING® SHORTHAND FOR SIGN LANGUAGE STENOGRAPHY

LESSON EIGHT

SIGN WRITING® Shorthand Spelling And Punctuation Rules

SIGN WRITING® SHORTHAND SPELLING AND PUNCTUATION RULES

1. Shorthand Spelling Rule 1: Active Hand. Always record the movements of the active, signing hand.
2. Shorthand Spelling Rule 2: Basic Spelling Rules. Usually SIGN WRITING® Shorthand follows the Spelling Rules for SIGN WRITING® Printing and Handwriting. For example, if the sign begins with contact, then the contact is written first and the Movement Symbol follows. If the sign ends with contact, then the Movement Symbol starts the sign and the position of contact follows (see Spelling Rules, pages 368-371 in SIGN WRITING® FOR EVERYDAY USE):

The Sign For "OUT"

The Sign For "IN"

3. Shorthand Spelling Rule 3: Contact Face On Right Side. If the face is contacted on the signer's right side, then the symbol for the hand is written first, and the Facial Circle second. The slash across the face shows the area of contact:

The Sign For "FOR"

The Sign For "IDEA"

4. Shorthand Spelling Rule 4: Contact Face On Upper Part. If the upper part of the face is contacted, then the Facial Circle is written first, the slash for contact second, and the symbol for the hand third. The symbol for the hand is written above the Facial Circle:

The Sign For "FATHER"

The Sign For "INFORMATION"

5. Shorthand Spelling Rule 5: Contact Face On Lower Part. If the lower part of the face is contacted, then the Facial Circle is written first, the slash for contact second, and the symbol for the hand third. The symbol for the hand is written below the Facial Circle:

The Sign For "MOTHER"

The Sign For "NOT"

6. Shorthand Spelling Rule 6: Contact Face On Left Side. If the face is contacted on the signer's left side, then the Facial Circle is written first, the slash for contact second, and the symbol for the hand third. The symbol for the hand is written to the side of the Facial Circle, after the Facial Circle:

The Sign For "FARM"

7. Shorthand Spelling Rule 7: Contact On Chest. Contact on the chest is written with a Contact Symbol and the symbol for the hand that contacts. That is all. Contact Symbols are usually used for chest contact in SIGN WRITING® Shorthand (there are exceptions):

The Sign For "MY"

The Sign For "I"

8. Shorthand Spelling Rule 8: Two Hands, Same Handshape, No Contact. When a sign uses two hands and both hands are the same handshape and they do not contact in the sign, then only the signer's right hand is written. The movement of the other hand is assumed:

The Sign For "SIGN"

The Sign For "TEACH"

9. Shorthand Spelling Rule 9: Two Hands, Different Handshapes, No Contact. When a sign uses two hands and both hands are in different handshapes and they do not contact, then both hands must be written. The right hand of the signer is written first. The left hand of the signer is written second. The Movement Symbols come before or after depending on the sign:

The Sign For "ABOUT"

The Sign For
"TOTAL COMMUNICATION"

10. Shorthand Spelling Rule 10: Two Hands, Contact. When two hands contact each other in a sign, two hand symbols are written. The two hand symbols are written very close together (even on top of each other). No Contact Symbol is used:

The Sign For "WITH"

The Sign For "WHEN"

11. Shorthand Spelling Rule 11: Movement Symbols. If both hands do the same movement in a sign, then only the movement of the right hand is written. If both hands do different movements in a sign, then the two different Movement Symbols are written side by side:

The Sign For "MOVEMENT"

The Sign For "CHASE"

12. Shorthand Spelling Rule 12: One Neutral Hand, One Other Handshape, Contact. The Neutral Hand, or the relaxed, base handshape, is written with a diagonal slash. The diagonal slash is written to the side of the other handshape. The slash automatically means contact:

The Sign For "THAT"

The Sign For "HELP"

13. Shorthand Spelling Rule 13: Two Neutral Handshapes, No Contact. The entire stick figure is drawn-in very quickly when both hands are neutral and there is no contact. The stick figure is usually sloppy:



The Sign For "WHAT?"

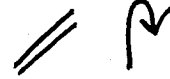


The Sign For "SUGGEST"

14. Shorthand Spelling Rule 14: Two Neutral Handshapes, Contact. Two neutral handshapes that contact each other are written with a double slash on the diagonal. The two slashes are close together and large:



The Sign For "SCHOOL"

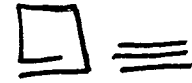


The Sign For "ASK"

15. Shorthand Spelling Rule 15: Crossed Arms. The entire stick figure drawing is drawn-in very quickly when both arms cross each other. The stick figure is usually sloppy. The handshapes are written after the stick figure if they are not neutral:



The Sign For "LOVE"



The Sign For "BABY"

16. Shorthand Spelling Rule 16: Facial Expressions. Facial expressions are only written when the expression has meaning in the sign. The Facial Circle is written first. The movements of the face are written second. Write a fast circle and then write the way the face looks either in the circle, or to the side of the circle:



17. Shorthand Spelling Rule 17: Mime-Like Qualities. The mime-like qualities of sign language are written with Facial Expressions (see Rule 16 above) and with a quick stick figure drawing of the upper body, showing the feeling of the shoulders and arms. The stick figure is written visually, as the mime looks to the notetaker:



The Sign For "A LONG TIME AGO"

18. Shorthand Spelling Rule 18: Punctuation. Any Punctuation Symbol used in SIGN WRITING® Printing or Handwriting can also be used in SIGN WRITING® Shorthand. Question marks and accents are commonly used. There is usually little time for punctuation when writing at speed, however:



Accented Movement



Question Mark

19. Shorthand Spelling Rule 19: Large Space Between Each Sign. Each sign is separated by a very large space in SIGN WRITING® Shorthand. Pull the paper on your Shorthand Table harder between signs.

10 0 2 → 8 * // ' 0 ↓ 10 d ← * //

SIGN WRITING® SHORTHAND FOR SIGN LANGUAGE STENOGRAPHY

LESSON NINE

Writing Complete Sentences & Stories In SIGN WRITING® Shorthand

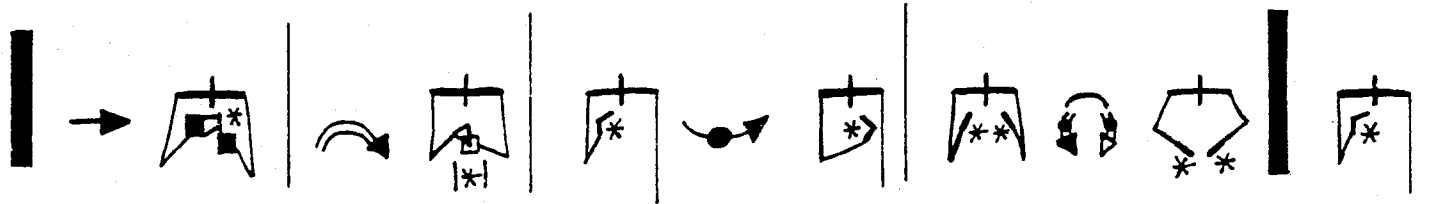
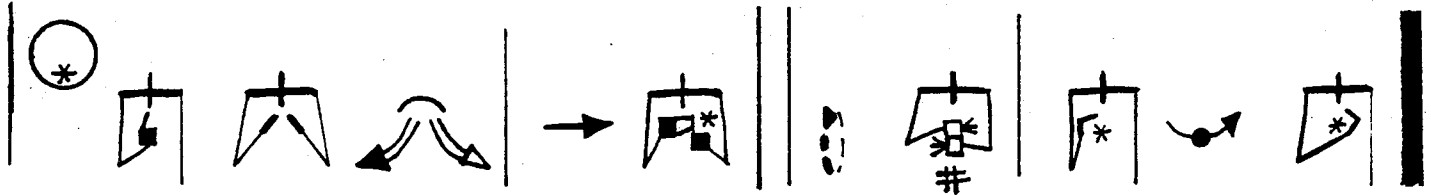
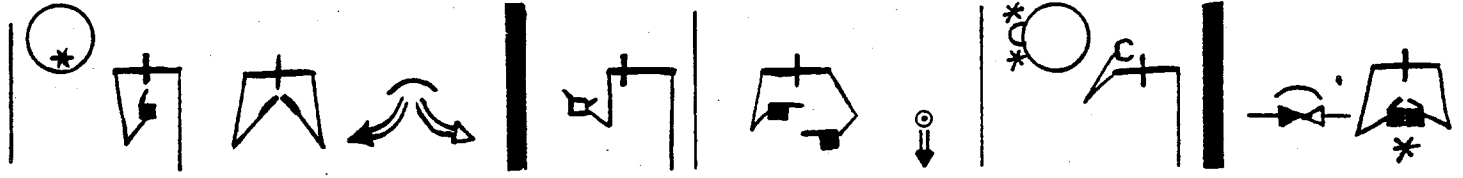
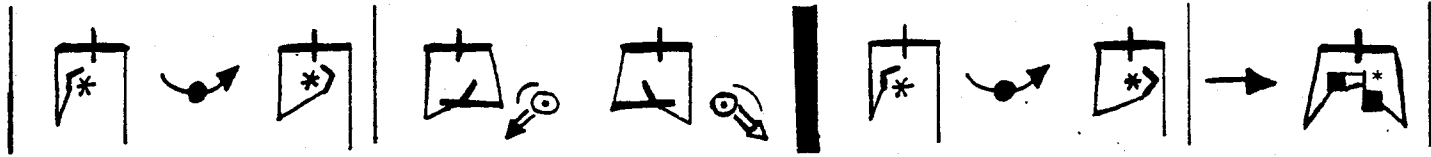
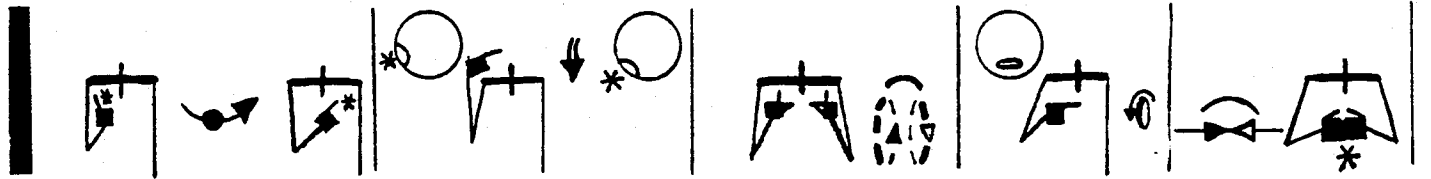

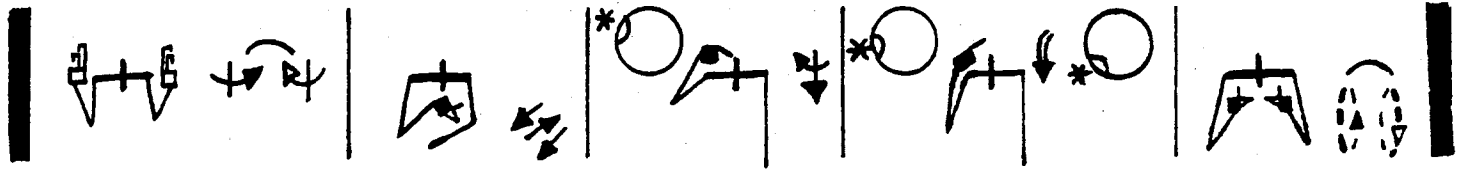
WRITING COMPLETE SENTENCES & STORIES IN SIGN WRITING® SHORTHAND

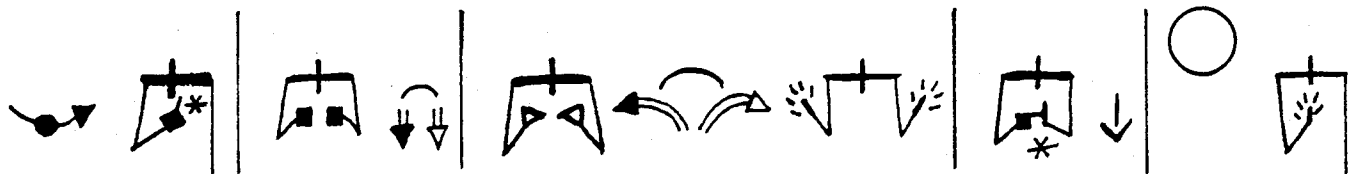
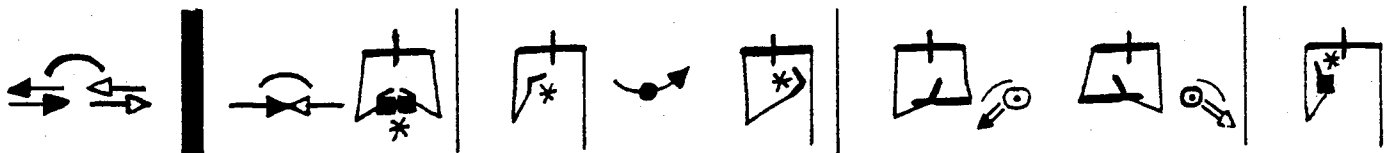
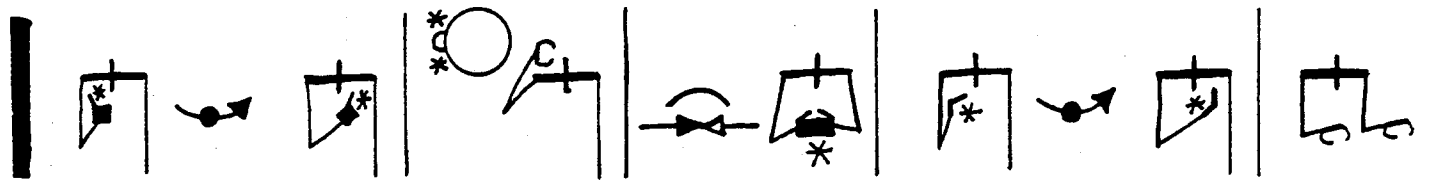
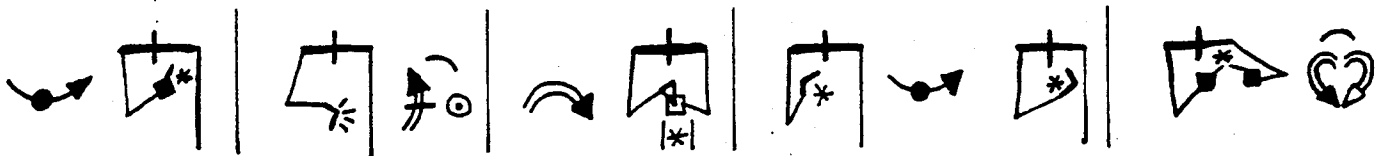
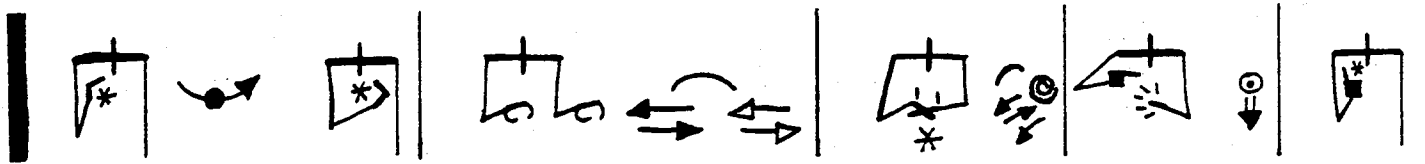
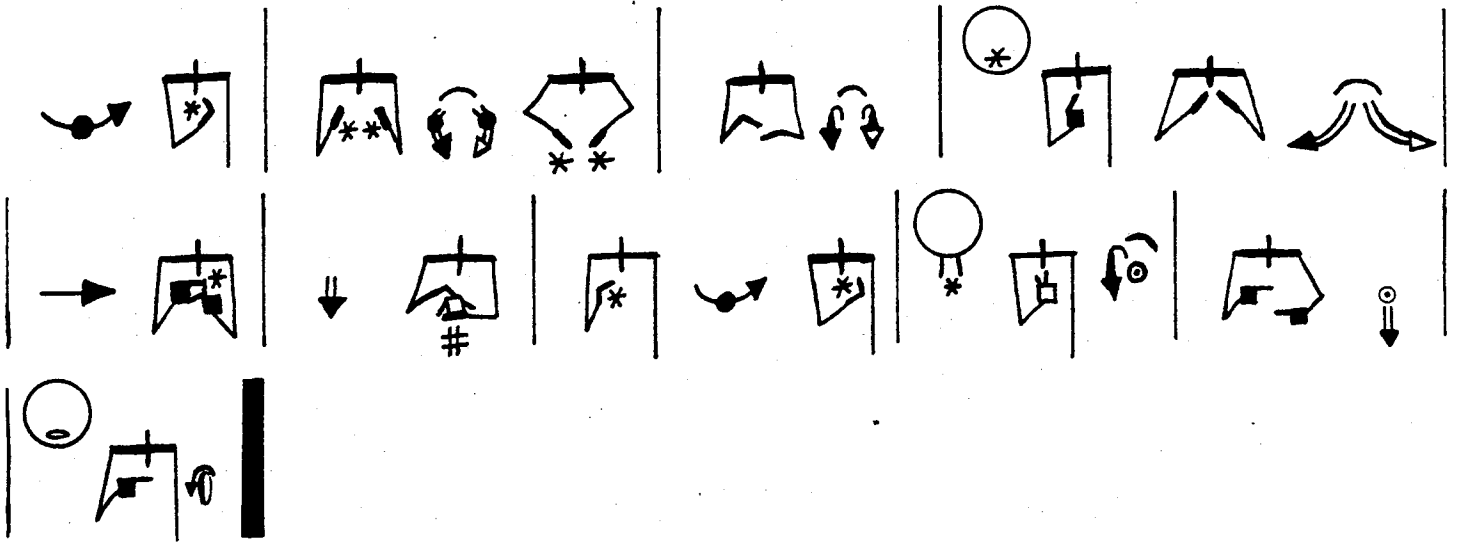
Read the SIGN WRITING® Printing on the page to the left and write the same movements in SIGN WRITING® Shorthand on the page to the right:


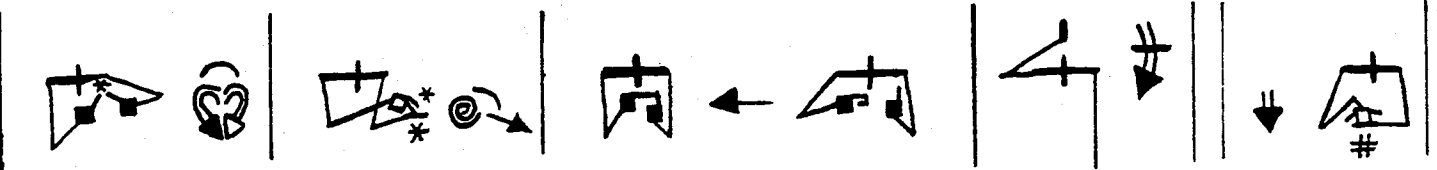
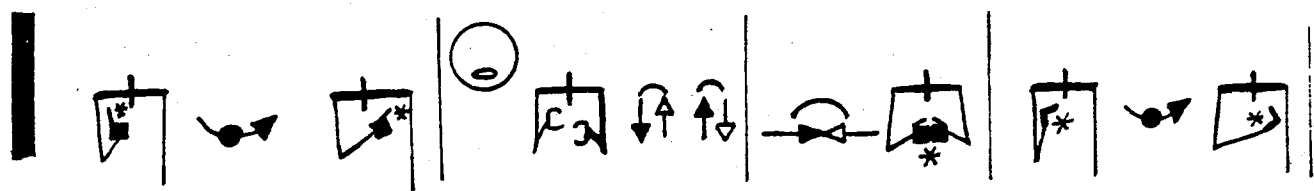
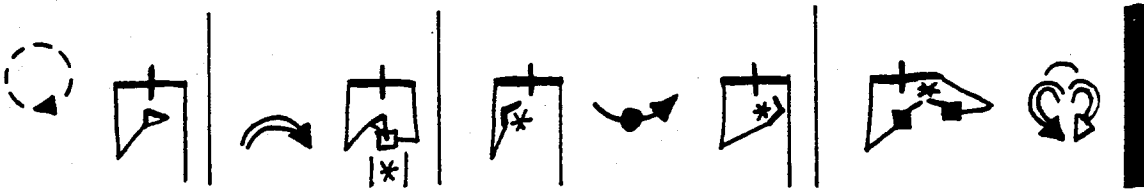
This section contains three rows of shorthand exercises. The first row consists of four pairs of symbols, each pair separated by a vertical line. The second row starts with a sequence of symbols followed by a thick vertical bar, then another sequence. The third row shows a sequence of symbols followed by a thick vertical bar.

This section contains four rows of shorthand exercises. The first row consists of four pairs of symbols, each pair separated by a vertical line. The second row starts with a sequence of symbols followed by a thick vertical bar, then another sequence. The third row shows a sequence of symbols followed by a thick vertical bar. The fourth row shows a sequence of symbols followed by a thick vertical bar.

1
2
3
4
5
6
7
8
9
10
11
12
13
14
15
16
17
18
19
20
21
22
23
24
25
26
27
28
29
30
31
32
33
34
35







Now watch someone signing and record the signs in SIGN WRITING® Shorthand.
 Your teacher will sign for you. Video tapes for practice are also available.

1
2
3
4
5
6
7
8
9
10
11
12
13
14
15
16
17
18
19
20
21
22
23
24
25
26
27
28
29
30
31
32
33
34
35
36
37
38
39
40
41
42
43
44
45
46
47
48
49
50
51
52
53
54
55
56
57
58
59
60
61
62
63
64
65
66
67
68
69
70
71
72
73
74
75
76
77
78
79
80
81
82
83
84
85
86
87
88
89
90
91
92
93
94
95
96
97
98
99
100



Handwritten shorthand symbols including circles, arrows, and numbers.

SIGN WRITING® SHORTHAND FOR SIGN LANGUAGE STENOGRAPHY

LESSON TEN

Transcribing Notes From SIGN WRITING® Shorthand

To SIGN WRITING® Printing And Handwriting

TRANSCRIBING NOTES INTO SIGN WRITING® PRINTING AND SIGN WRITING® HANDWRITING

Read the following story written in SIGN WRITING® Shorthand. Transcribe the story into SIGN WRITING® Printing on the blank page to the right:

□ // ○ ∪ □ Γ ○ ↘ □ ∪

Vol 6 - 6 0 || 0 0 † 0 =

○ ∪ □ Γ = // ↘ ° □ Γ

0 // ○ ↓ ○ ∪ 0 // ○ ↓

† ↗ // 'A ○ ○ ∪ ∪ ○ //

← † □ ≡ = // ↘ ° □ ≡

// ↓ A ← † ○ ∪ ○ // ↓ A

↪ |*| // + d z ○ ∪

1
2
3
4
5
6
7
8
9
10
11
12
13
14
15
16
17
18
19
20
21
22
23
24
25
26
27
28
29
30
31
32
33
34
35
36
37
38
39
40
41
42
43
44
45

Read the following story in SIGN WRITING® Shorthand and write the story again on the next blank page in SIGN WRITING® Handwriting:

n y L O ~~W~~ X E ← ≠ v-

WELL 1/0 → W O v-

WELL O ||| O |||

WELL = WELL J * ↓ v1

O A O √ √ ! ~ -

O ||| WELL 1818 a ~

[Faint, illegible text covering the majority of the page]

c ↪ = / ⓪ ^ ↔

u ↙ ≡ ↓ > / ⓪ # #

// ↻ ⓪ ||| □ ≡ ↓↓

* ⓪ ⓪ ⓪

⓪ ||| □ ≡ ↓↓ 1.9 ⓪ ← ↗

↓ ↓ ↓ ≡ ↓ - ↪ ≠ ⓪

T
I
B
B
E
E
E
O
O
E
E
L
E
E
L
E
L
L
L
L
L

⊙ ⊙
A

√

7 ↙ ↘

⊙ ↙ ↘

d/c

o-⊙ ✓

' ~~~~~

√

|| = =

⊙ ↙ ↘

x e

'

vv ↔

u* ⊙
↓

ix

⊙ ↑ ↑

⊙ ↓
≡

⊙ A |||

⊙ |*|

↘ ↘

[The remainder of the page contains extremely faint and illegible text, likely bleed-through from the reverse side of the document.]

Handwritten shorthand symbol consisting of a square with a diagonal line and a vertical line to its right.

Handwritten shorthand symbol consisting of a square with a diagonal line and a vertical line to its right.

Handwritten shorthand symbols including a circle with a diagonal line and a scribbled-out symbol.

Handwritten shorthand symbols including an 'x' and a vertical line with a loop.

Handwritten shorthand symbols consisting of three downward-pointing arrows.

Handwritten shorthand symbols including a curved line and a square with a diagonal line.

Handwritten shorthand symbols including a left-pointing arrow, a vertical line with a loop, a circle with a vertical line, and a vertical line with a double slash.

Handwritten shorthand symbols including a vertical line with a double slash and a scribbled-out symbol.

Handwritten shorthand symbols including a vertical line with a double slash and a circle.

Handwritten shorthand symbol consisting of a vertical line with a horizontal dash.

Handwritten shorthand symbol consisting of a square with a diagonal line and a vertical line to its right.

Handwritten shorthand symbol consisting of a vertical line with a horizontal dash and a wavy line.

Handwritten shorthand symbol consisting of a vertical line with a horizontal dash.

Handwritten shorthand symbols including a vertical line with a horizontal dash and a question mark.

Handwritten shorthand symbols consisting of two curved lines.

Handwritten shorthand symbols including a square with a diagonal line and a vertical line to its right, and three horizontal lines.

Handwritten shorthand symbol consisting of a square with a diagonal line and a vertical line to its right.

Handwritten shorthand symbols including a circle with a diagonal line and a scribbled-out symbol.

Handwritten shorthand symbols including an 'x' and a vertical line with a loop.

Handwritten shorthand symbols including a circle with a vertical line and a downward-pointing arrow.

Handwritten shorthand symbols including a circle and a vertical line with a loop.

Handwritten shorthand symbols including a square with a diagonal line and a vertical line to its right, and a vertical line with a double slash.

Handwritten shorthand symbols including a circle with a vertical line and a wavy line.

Handwritten shorthand symbols including a vertical line with a double slash and a scribbled-out symbol.

Handwritten shorthand symbols including a vertical line with a double slash and a scribbled-out symbol.

1
2
3
4
5
6
7
8
9
10
11
12
13
14
15
16
17
18
19
20
21
22
23
24
25
26
27
28
29
30
31
32
33
34
35
36
37
38
39
40
41
42
43
44
45
46
47
48
49
50
51
52
53
54
55
56
57
58
59
60
61
62
63
64
65
66
67
68
69
70
71
72
73
74
75
76
77
78
79
80
81
82
83
84
85
86
87
88
89
90
91
92
93
94
95
96
97
98
99
100

Now watch someone signing and record the signs in SIGN WRITING® Shorthand. Then transcribe your own Shorthand notes into SIGN WRITING® Printing and SIGN WRITING® Handwriting. Your teacher will sign for you. Video tapes for practice are also available.

10 9 8 7 6 5 4 3 2 1










SIGN WRITING® SHORTHAND FOR SIGN LANGUAGE STENOGRAPHY

THE SIGN WRITING® SHORTHAND
ENGLISH/AMERICAN SIGN LANGUAGE DICTIONARY

THE SIGN WRITING® SHORTHAND ENGLISH/AMERICAN SIGN LANGUAGE DICTIONARY

A Dictionary Of 1,050 American Signs Written in SIGN WRITING®
 Handwriting And SIGN WRITING® Shorthand by Valerie Sutton

The signs written in this dictionary are based on the signs illustrated by artist Frank Allen Paul in the publication
 "A BASIC VOCABULARY: American Sign Language For Parents And Children" published by T. J. Publishers, Inc., 1978.


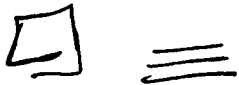




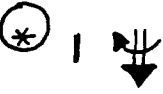










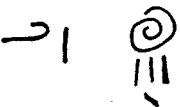


English Equivalent	SIGN WRITING® Handwriting	SIGN WRITING® Shorthand
1. about		-4 0
2. accept, recieve		↑ ∇*
3. accident (vehicle)		→ ∞
4. act, do		~ ≡
5. actor		o 0 □ ↓
6. add, add onto		~ ∇*
7. add up, total		∇ A
8. act, perform		o 0
9. afraid, scared		10 ~ □

English Equivalent	SIGN WRITING® Handwriting	SIGN WRITING® Shorthand
10. again, repeat		
11. airplane		
12. airport		
13. alike, like, similar		
14. all		
15. all gone, used up		
16. aligator, crocodile		
17. almost		
18. alone		
19. alphabet		

English Equivalent	SIGN WRITING® Handwriting	SIGN WRITING® Shorthand
20. also, too		
21. always		
22. America		
23. among		
24. amount		
25. and		
26. angry		
27. animal		
28. another, other, else		
29. answer, reply		

English Equivalent	SIGN WRITING® Handwriting	SIGN WRITING® Shorthand
30. ant		
31. anything		
32. any		
33. appear, seen		
34. appear, show up		
35. apple		
36. apron		
37. arithmetic, figure		
38. arm		
39. army		




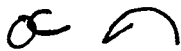

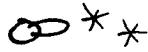
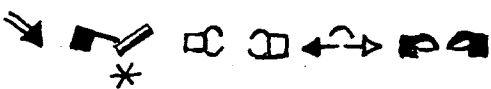













English Equivalent	SIGN WRITING® Handwriting	SIGN WRITING® Shorthand
40. around (about)		
41. around (area)		
42. arrive		
43. ask (a question)		
44. ask (a favor)		
45. at		
46. astronaut		
47. attend		
48. aunt		
49. away		

English Equivalent	SIGN WRITING® Handwriting	SIGN WRITING® Shorthand
50. baby		
51. back		
52. bacon		
53. bad		
54. bag (paperbag)		
55. bake, oven		
56. ball		
57. balloon		
58. banana		
59. band, orchestra		

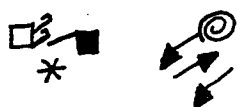





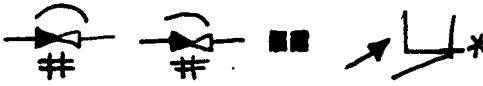



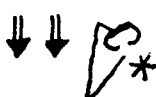
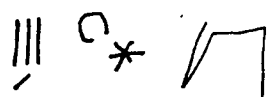




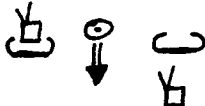



English Equivalent	SIGN WRITING® Handwriting	SIGN WRITING® Shorthand
60. bank, save money		
61. bandage		
62. baseball		
63. basket		
64. basketball		
65. bathrobe		
66. bathroom, restroom		
67. bathroom, toilet		
68. bathtub		
69. bay		

English Equivalent	SIGN WRITING® Handwriting	SIGN WRITING® Shorthand
70. beads, necklace		
71. bean		
72. bear		
73. beard		
74. beat, conquer		
75. beautiful		
76. because		
77. become		
78. bed		
79. bee		

English Equivalent	SIGN WRITING® Handwriting	SIGN WRITING® Shorthand
80. bedroom		
81. bell, ri		
82. belt		
83. before		
84. begin, start		
85. behind		
86. believe		
87. best		
88. better		
89. between		

English Equivalent	SIGN WRITING® Handwriting	SIGN WRITING® Shorthand
90. bicycle		
91. big		
92. bird		
93. bill		
94. birth, born		
95. bit, a little bit		
96. birthday		
97. bite		
98. bitter, sour		
99. blackboard		


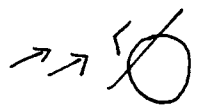
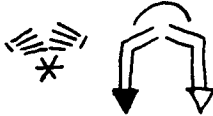


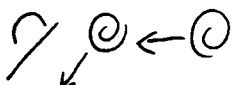




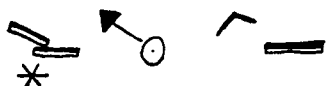
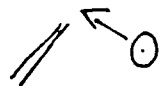


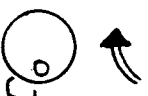





English Equivalent	SIGN WRITING® Handwriting	SIGN WRITING® Shorthand
100. blanket		
101. bless		
102. blinds (venetian or shutters)		
103. block, distance		
104. blocks (wood)		
105. blood, bleed		
106. blue		
107. board (wood)		
108. boat		
109. body, health		

English Equivalent	SIGN WRITING® Handwriting	SIGN WRITING® Shorthand
110. bone		
111. book		
112. bookshelf		
113. boots		
114. borrow		
115. boss, chief, general		
116. bounce		
117. bounce, dribble		
118. both, pair		
119. bottle		

English Equivalent	SIGN WRITING® Handwriting	SIGN WRITING® Shorthand
120. bottom		
121. bowl		
122. bow and arrow		
123. bow, ribbon		
124. box, room		
125. boy		
126. bra		
127. branch		
128. brave		
129. bread		

English Equivalent	SIGN WRITING® Handwriting	SIGN WRITING® Shorthand
130. break		
131. breathe		
132. breakfast		
133. bright, clear		
134. bring, carry		
135. broom		
136. brown		
137. brother		
138. buffalo, bison		
139. bug		


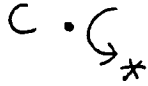
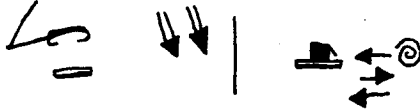
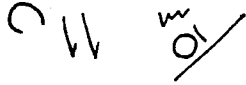
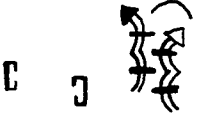
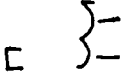


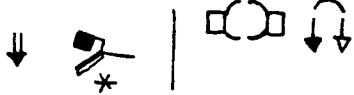








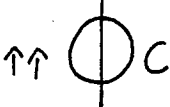


English Equivalent	SIGN WRITING® Handwriting	SIGN WRITING® Shorthand
140. build, building		
141. bus, truck		
142. busy		
143. butter		
144. butterfly		
145. buttons		
146. button up		
147. buy		
148. by, pass		
149. by accident, by chance		









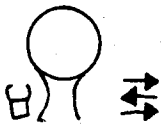
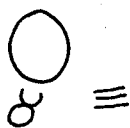







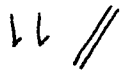


English Equivalent	SIGN WRITING® Handwriting	SIGN WRITING® Shorthand
150. cabbage, lettuce		
151. cage		
152. cake		
153. camel		
154. calendar		
155. call, summon		
156. call, telephone		
157. call, yell		
158. camera		
159. can, able, possible		


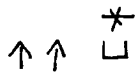
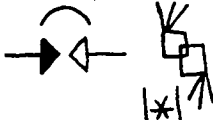
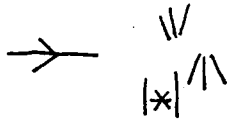

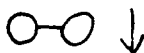


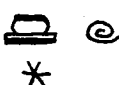
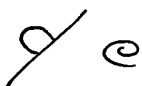
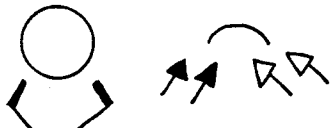




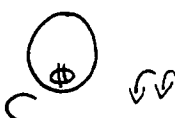
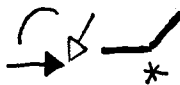

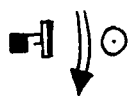
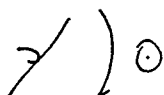
English Equivalent	SIGN WRITING® Handwriting	SIGN WRITING® Shorthand
160. candle		
161. candy		
162. can't, cannot, impossible		
163. cap		
164. car		
165. careful		
166. carnival, circus, ferris wheel		
167. carpenter		
168. carrot		
169. cat		

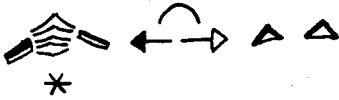














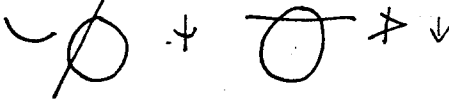
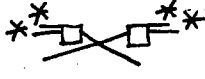
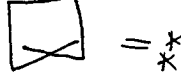


English Equivalent	SIGN WRITING® Handwriting	SIGN WRITING® Shorthand
170. caterpillar		
171. catch		
172. cause		
173. center, central		
174. cereal		
175. chain		
176. change		
177. chase		
178. chat		
179. cheese		

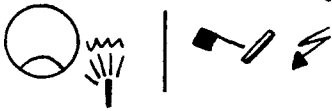









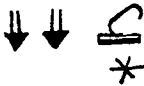









English Equivalent	SIGN WRITING® Handwriting	SIGN WRITING® Shorthand
180. cherry		
181. chicken		
182. chief (most important)		
183. child, children		
184. chocolate		
185. choose, pick select		
186. Christmas		
187. church		
188. circle		
189. city, town		


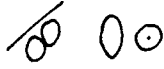




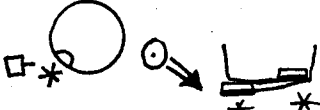





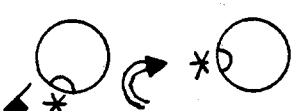


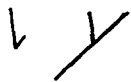


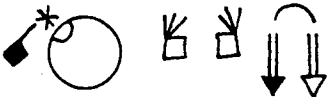

English Equivalent	SIGN WRITING® Handwriting	SIGN WRITING® Shorthand
190. class, group		
191. cleanser		
192. climb		
193. cloth		
194. clock		
195. clothes, dress wear		
196. clothespin		
197. clouds		
198. clown		
199. coat, jacket		









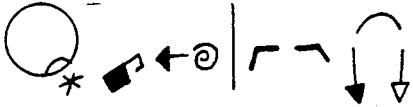


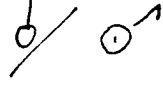



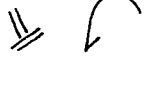
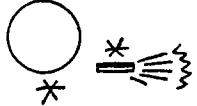

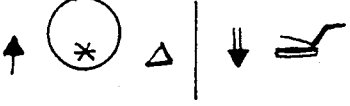

English Equivalent	SIGN WRITING® Handwriting	SIGN WRITING® Shorthand
200. coffee		
201. coke		
202. cold (sick), handkerchief		
203. cold, winter		
204. collar		
205. color		
206. comb		
207. come		
208. commend, praise, applaud		
209. common, standard, (all the same)		

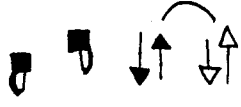




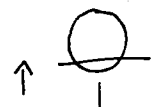
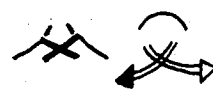

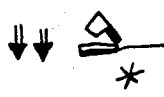
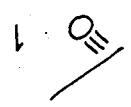



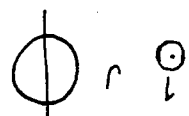

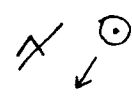


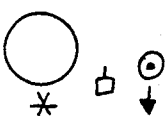
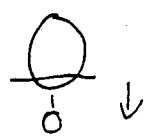
English Equivalent	SIGN WRITING® Handwriting	SIGN WRITING® Shorthand
210. complain, gripe		
211. connect, belong, join		
212. continue		
213. cook		
214. cookie		
215. cool		
216. copy		
217. corn		
218. corner		
219. cost, price, charge		

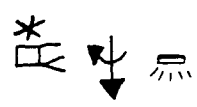

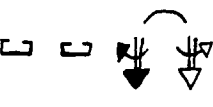



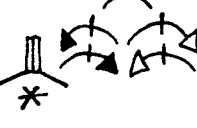

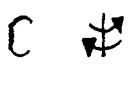
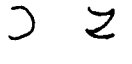










English Equivalent	SIGN WRITING® Handwriting	SIGN WRITING® Shorthand
220. cotton		
221. cough		
222. count		
223. country		
224. cousin		
225. cover, cover up		
226. cow		
227. cowboy		
228. crab		
229. crackers		

English Equivalent	SIGN WRITING® Handwriting	SIGN WRITING® Shorthand
230. crayon		
231. cream		
232. crown		
233. cry, tears		
234. crowd		
235. cup		
236. curtain		
237. cut (with a knife)		
238. cut (with scissors)		
239. dance		

English Equivalent	SIGN WRITING® Handwriting	SIGN WRITING® Shorthand
240.. danger		
241. dare, challenge		
242 dark		
243. daughter		
244. day		
245. deaf		
246. deaf		
247. debt, owe		
248. dead, death		
249. decide, decision		

English Equivalent	SIGN WRITING® Handwriting	SIGN WRITING® Shorthand
250. deer		
251. demand, require		
252. dentist		
253. destroy		
254. desert		
255. dictionary		
256. different		
257. dive		
258. dirty, filthy, soiled		
259. dinner, supper		




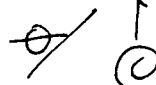


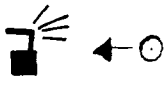
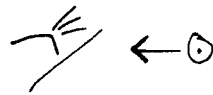


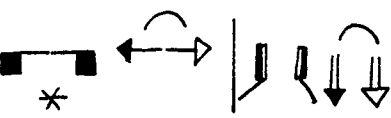



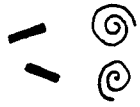

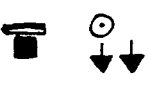
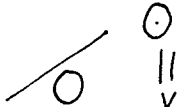
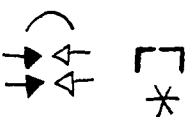
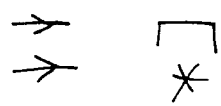
English Equivalent	SIGN WRITING® Handwriting	SIGN WRITING® Shorthand
260. direct, control		
261. direct, straight-to		
262. disappoint, miss		
263. divide, share		
264. doctor		
265. dog		
266. doll		
267. dollar		
268. don't		
269. don't, not		



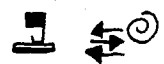
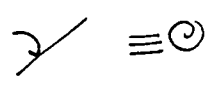

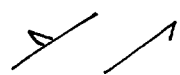
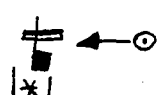

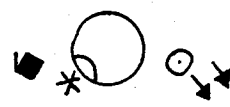



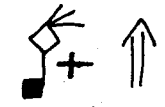
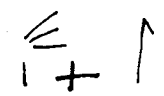

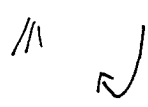


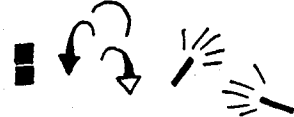

English Equivalent	SIGN WRITING® Handwriting	SIGN WRITING® Shorthand
270. don't like		
271. don't want		
272. donkey, mule		
273. door		
274. doorknob		
275. double, twice		
276. doubt, disbelief		
277. doubt, unsure		
278. down		
279. draw, art		










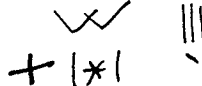


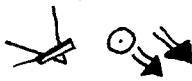



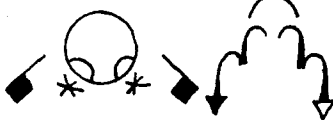



English Equivalent	SIGN WRITING® Handwriting	SIGN WRITING® Shorthand
280. drawer	✓✓ ↑↓↑ ↑↓↑	✓ ↓↓↓
281. dream, daydream	◻○ ↗	○ ↗
282. drink, beverage	○ C ↻	○ C ↻
283. drive	◻◻ ↻ ↻	○ C C
284. drop	◻◻ ↓↓ 𐄂 𐄂	○ ↓ 𐄂
285. drum	◻◻ ↑↓↑ ↑↓↑	○ ↓↓↓
286. dry	○* ◻ ← ⊙	○ ↗ ← ⊙
287. duck	○* ◻*	○* ◻*
288. dryer	○* ◻ ← ⊙ ◻) ⊙	○ ↗ ← ⊙ -) ○
289. dumb, stupid	↑ ◻ #	↑ ○

English Equivalent	SIGN WRITING® Handwriting	SIGN WRITING® Shorthand
290. during		
291. dust		
292. dustpan		
293. duty		
294. each, every		
295. eager, enthusiasm		
296. eagle		
297. ear		
298. early		
299. earphones		


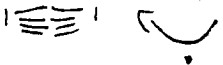
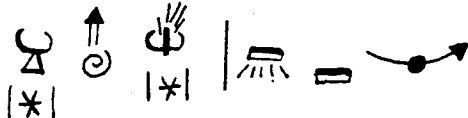



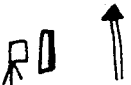






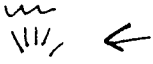


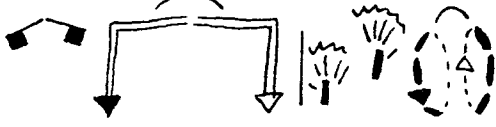
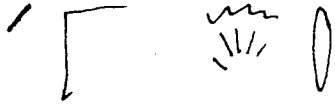


English Equivalent	SIGN WRITING® Handwriting	SIGN WRITING® Shorthand
300. Easter		
301. earth		
302. earthquake		
303. East		
304. eat, food		
305. edge		
306. egg		
307. either		
308. elbow		
309. electricity		

English Equivalent	SIGN WRITING® Handwriting	SIGN WRITING® Shorthand
310. elephant		
311. elevator		
312. embrace, hug		
313. empty, nude		
314. end, complete		
315. enemy		
316. English, England		
317. enjoy		
318. enough		
319. equal, even		

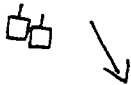
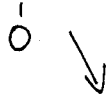


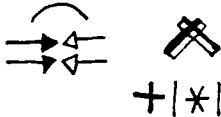
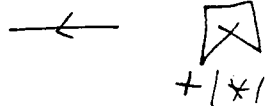




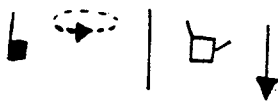

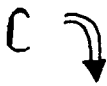

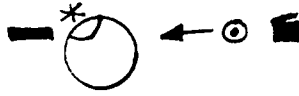



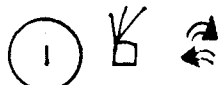

English Equivalent	SIGN WRITING® Handwriting	SIGN WRITING® Shorthand
320. envelope		
321. eraser		
322. escalator		
323. escape		
324. everyday		
325. everything		
326. except, special, exception		
327. exchange, replace, trade		
328. excuse, dismiss, forgive		
329. express		

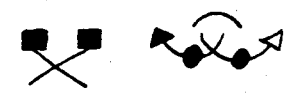
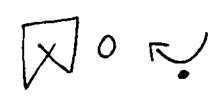


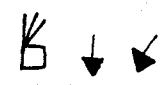

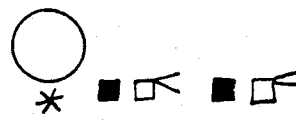
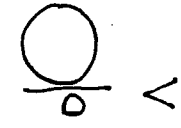

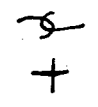
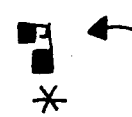


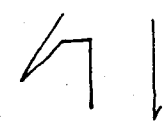

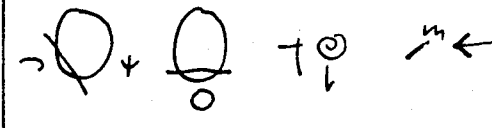


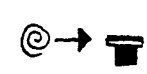
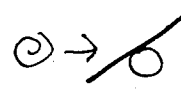
English Equivalent	SIGN WRITING® Handwriting	SIGN WRITING® Shorthand
330. eyes		
331. extend		
332. face, looks		
333. face, face up to		
334. factory		
335. fall		
336. fall, autumn		
337. family		
338. famous		
339. fancy, elaborate		

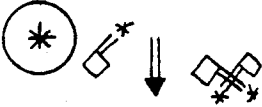
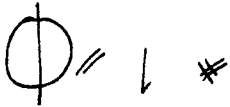
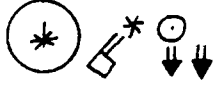
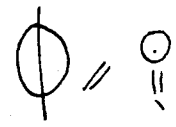
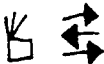
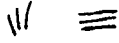



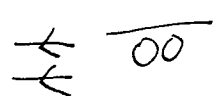
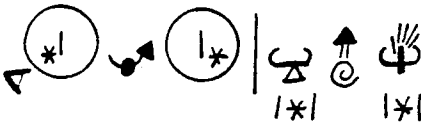

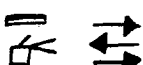


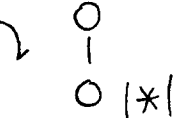




English Equivalent	SIGN WRITING® Handwriting	SIGN WRITING® Shorthand
340. fan (electric)		
341. far		
342. farm		
343. fast, quick		
344. fat, chubby		
345. father, dad		
346. fault, responsibility		
347. fear		
348. feed		
349. feel, feelings		

English Equivalent	SIGN WRITING® Handwriting	SIGN WRITING® Shorthand
350. fence		
351. field, meadow		
352. fight		
353. find, discover		
354. fine		
355. finger		
356. fingerspell		
357. finish, finished, done		
358. fireplace		
359. fire		

English Equivalent	SIGN WRITING® Handwriting	SIGN WRITING® Shorthand
360. firm, strict		
361. fish		
362. fit, exact, perfect		
363. flag		
364. flashlight		
365. flat		
366. float		
367. floor		
368. flower		
369. fly (by plane)		

English Equivalent	SIGN WRITING® Handwriting	SIGN WRITING® Shorthand
370. follow		
371. foot		
372. football		
373. for		
374. forest		
375. forever		
376. force		
377. forget		
378. fork		
379. fox		

English Equivalent	SIGN WRITING® Handwriting	SIGN WRITING® Shorthand
380. free		
381. French, France		
382. French fries		
383. frog		
384. friend		
385. from		
386. front		
387. fruit		
388. freeze, frozen, ice		
389. full		

English Equivalent	SIGN WRITING® Handwriting	SIGN WRITING® Shorthand
390. fun		
391. funny		
392. furniture		
393. gain, increase		
394. game		
395. garden (flower)		
396. garage		
397. gas, fill up		
398. gate		
399. gather		

English Equivalent	SIGN WRITING® Handwriting	SIGN WRITING® Shorthand
400. general		
401. get, receive		
402. gift		
403. giraffe		
404. girl		
405. give		
406. gloves		
407. glasses		
408. goat		
409. glue		




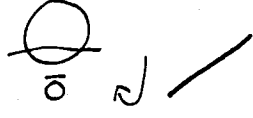


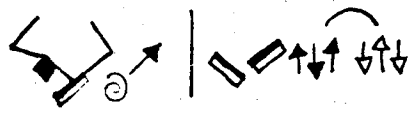



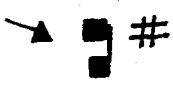
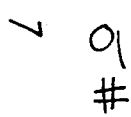





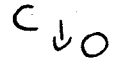


English Equivalent	SIGN WRITING® Handwriting	SIGN WRITING® Shorthand
410. go		
411. go		
412. God		
413. gold, California		
414. good		
415. goodbye, bye-bye		
416. goose, swan		
417. grab		
418. grandma		
419. grandpa		







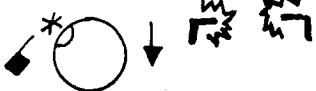




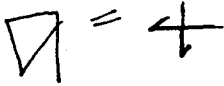
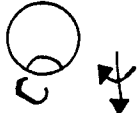
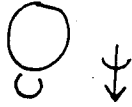


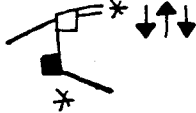

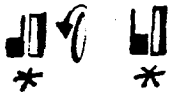
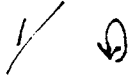
English Equivalent	SIGN WRITING® Handwriting	SIGN WRITING® Shorthand
420. grapes		
421. grass, hay		
422. grasshopper		
423. grave		
424. green		
425. grey		
426. gravy, grease, greasy		
427. grow, plant, spring		
428. guard, protect		
429. guess		



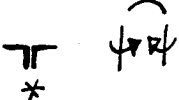







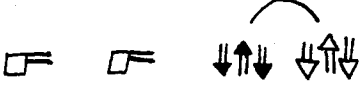



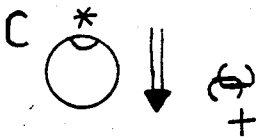
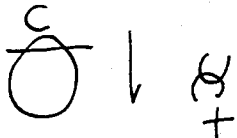



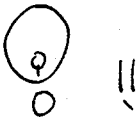
English Equivalent	SIGN WRITING® Handwriting	SIGN WRITING® Shorthand
430. guide, lead		
431. gum		
432. hair		
433. hairbrush, comb		
434. half		
435. hall		
436 hamburger		
437. hammer		
438. hamster		
439. hands		

English Equivalent	SIGN WRITING® Handwriting	SIGN WRITING® Shorthand
440. hang up, hanger		
441. happen		
442. happy, glad, joy		
443. hard, firm		
444. hard-of- hearing		
445. hat		
446. have		
447. head		
448. healthy		
449. hear		

English Equivalent	SIGN WRITING® Handwriting	SIGN WRITING® Shorthand
450. heart		
451. hearing aid (ear model)		
452. hearing aid (pocket model)		
453. heaven		
454. heavy		
455. heel (foot)		
456. height		
457. helicopter		
458. hello		
459. help		

English Equivalent	SIGN WRITING® Handwriting	SIGN WRITING® Shorthand
460. here		
461. hide, hidden		
462. high		
463. hike		
464. hill		
465. hit		
466. hippopotamus		
467. hole		
468. hold		
469. home		



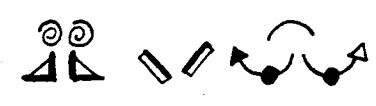

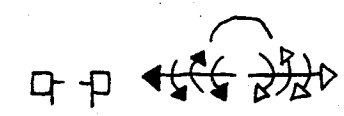
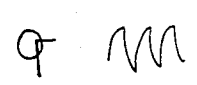

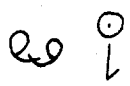
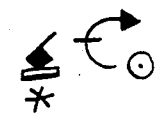
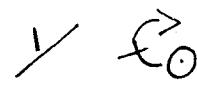
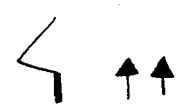







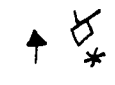

English Equivalent	SIGN WRITING® Handwriting	SIGN WRITING® Shorthand
470. honest, truth		
471. honey		
472. honor		
473. hope, expect		
474. horse		
475. hospital		
476. hot		
477. hot dog, sausage, bologna		
478. hotel		
479. hour, one hour		

English Equivalent	SIGN WRITING® Handwriting	SIGN WRITING® Shorthand
480. house		
481. how		
482. how many		
483. hungry, wish		
484. hunt		
485. hurry		
486. hurt		
487. husband		
488. I		
489. ice cream		

English Equivalent	SIGN WRITING® Handwriting	SIGN WRITING® Shorthand
490. if		
491. important, worth		
492. improve, get better		
493. in, inside		
494. Indian		
495. interest		
496. into, enter		
497. island		
498. invite		
499. jello		

English Equivalent	SIGN WRITING® Handwriting	SIGN WRITING® Shorthand
500. jelly, jam		
501. join		
502. juggle		
503. jump		
504. jump rope		
505. just		
506. kangaroo		
507. keep, take care of		
508. kick		
509. kind		

English Equivalent	SIGN WRITING® Handwriting	SIGN WRITING® Shorthand
510. king		
511. kiss		
512. kite		
513. knee		
514. knife		
515. knock		
516. know		
517. kitchen		
518. ladder		
519. lake, pond, puddle		










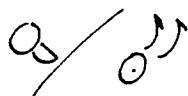

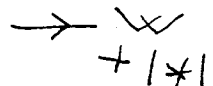
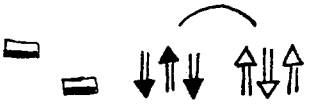





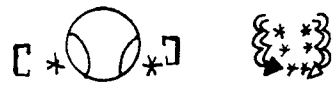
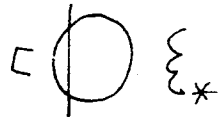
English Equivalent	SIGN WRITING® Handwriting	SIGN WRITING® Shorthand
520. lamp		
521. land		
522. language		
523. last		
524. last week		
525. late, not yet		
526. later		
527. laugh		
528. lay, lie, lie down		
529. lazy		
















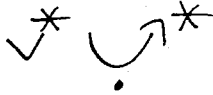

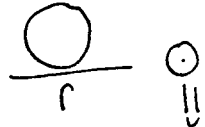

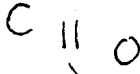
English Equivalent	SIGN WRITING® Handwriting	SIGN WRITING® Shorthand
530. leaf		
531. learn		
532. leave		
533. leave, leave alone		
354. lemon		
535. lend, loan		
536. less, less than		
537. lesson, course		
538. let, allow		
539. letter		

English Equivalent	SIGN WRITING® Handwriting	SIGN WRITING® Shorthand
540. list (N)		
541. list (V)		
542. library		
543. lie, false		
544. light		
545. light, light weight		
546. life		
547. lift		
548. like		
549. lightning		

English Equivalent	SIGN WRITING® Handwriting	SIGN WRITING® Shorthand
550. lion		
551. lipread, oral		
552. listen		
553. live, address		
554. lobster		
555. lock, key		
556. lock, lock up		
557. lonely, lonesome		
558. long (time)		
559. long car (Cadillac, limousine)		

English Equivalent	SIGN WRITING® Handwriting	SIGN WRITING® Shorthand
560. lose, lost		
561. love		
562. loud, loud noise, thunder		
563. lunch		
564. machine, engine, motor		
565. mad		
566. mailman		
567. magic		
568. man		
569. make		






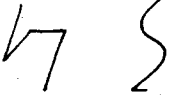







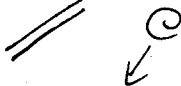





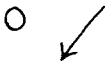
English Equivalent	SIGN WRITING® Handwriting	SIGN WRITING® Shorthand
570. many		
571. marble		
572. mark, check		
573. mask, Halloween		
574. match (N)		
575. match (V)		
576. maybe		
577. McDonald's		
578. me		
579. measles, freckles		

English Equivalent	SIGN WRITING® Handwriting	SIGN WRITING® Shorthand
580. mean, meaning		
581. meat		
582. mechanic, plumber		
583. medicine		
584. meet		
585. melon, pumpkin		
586. melt, dissolve		
587. member		
588. metal		
589. milk		

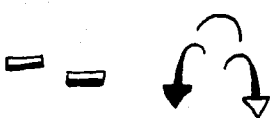
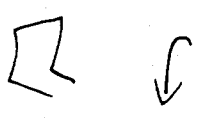



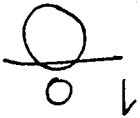


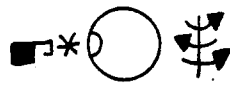



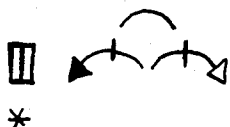

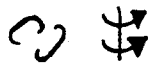
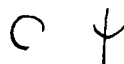

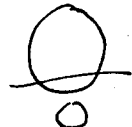


English Equivalent	SIGN WRITING® Handwriting	SIGN WRITING® Shorthand
590. mind, brain		
591. mine		
592. mirror		
593. misunderstand		
594. monkey		
595. month		
596. moon		
597. mop		
598. mosquito		
599. morning		


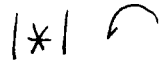

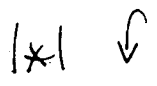
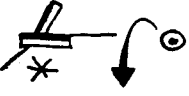


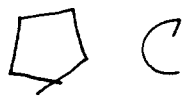




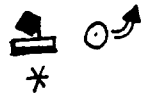
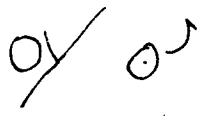
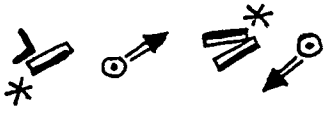
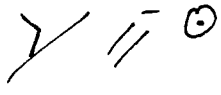
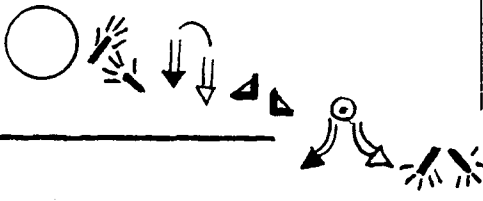



English Equivalent	SIGN WRITING® Handwriting	SIGN WRITING® Shorthand
600. mother, mom		
601. motorcycle		
602. mouse		
603. mountain		
604. mouth		
605. move		
606. movie		
607. much, a lot		
608. must, have to		
609. myself		


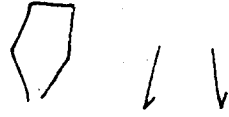
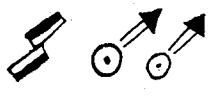
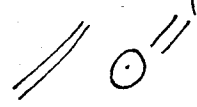

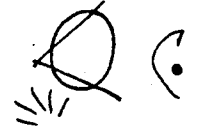
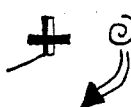
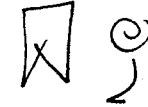




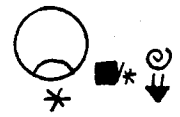
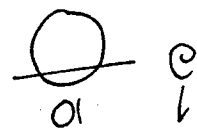
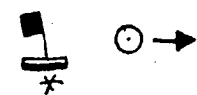


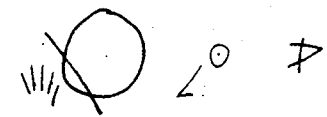
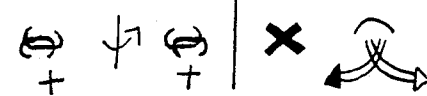

English Equivalent	SIGN WRITING® Handwriting	SIGN WRITING® Shorthand
610. name		
611. napkin		
612. nap		
613. narrow		
614. nature, natural		
615. nation		
616. near, close		
617. neck		
618. need, should		
619. needle		

English Equivalent	SIGN WRITING® Handwriting	SIGN WRITING® Shorthand
620. neighbor		
621. net		
622. never		
623. new		
624. news, inform, information		
625. next week		
626. nice		
627. night		
628. no		
629. none, nothing		

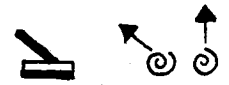
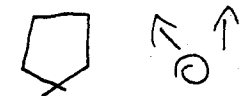
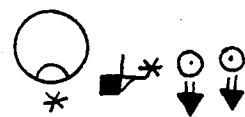


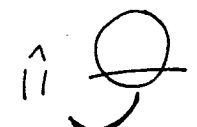
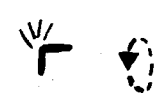





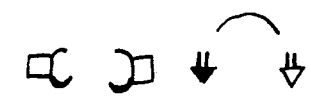
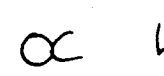




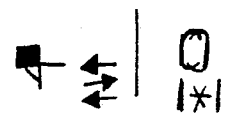
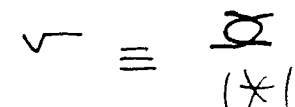
English Equivalent	SIGN WRITING® Handwriting	SIGN WRITING® Shorthand
630. North		
631. notice, spot		
632. notice, pin up, poster		
633. now		
634. number		
635. nurse		
636. nut		
637. obey, mind		
638. octopus		
639. ocean		

English Equivalent	SIGN WRITING® Handwriting	SIGN WRITING® Shorthand
640. offer, suggest		
641. often		
642. old, age		
643. on		
644. onion		
645. only		
646. open (door)		
647. open (jar)		
648. orange, orange juice		
649. our		

English Equivalent	SIGN WRITING® Handwriting	SIGN WRITING® Shorthand
650. out		
651. outside		
652. over, across		
653. over, above		
654. overalls		
655. owl		
656. page, to look up (book)		
657. paint		
658. pajama		
659. panties		

English Equivalent	SIGN WRITING® Handwriting	SIGN WRITING® Shorthand
660. pants, trousers		
661. paper		
662. parents		
663. part		
664. past, ago		
665. path		
666. patience, patient		
667. pay		
668. peach		
669. peace		

English Equivalent	SIGN WRITING® Handwriting	SIGN WRITING® Shorthand
670. peas		
671. pen, write		
672. pencil		
673. penguin		
674. people		
675. pepper		
676. perfume		
677. pet		
678. picture		
679. pig		

English Equivalent	SIGN WRITING® Handwriting	SIGN WRITING® Shorthand
680. pie		
681. pink		
682. pipe		
683. pity		
684. plan		
685. plant (V)		
686. plate		
687. pleasant, friendly		
688. please		
689. plum		

English Equivalent	SIGN WRITING® Handwriting	SIGN WRITING® Shorthand
690. poem, poetry		
691. point (N)		
692. point (V), point out		
693. polite		
694. police, cops		
695. pool (swimming)		
696. poor		
697. popcorn		
698. post, pole		
699. potato		

English Equivalent	SIGN WRITING® Handwriting	SIGN WRITING® Shorthand
700. pour		
701. power		
702. practice, train (V)		
703. pray		
704. pretty		
705. press, pressure		
706. pretend, make believe		
707. pretend, fool		
708. print (V), newspaper		
709 prince		

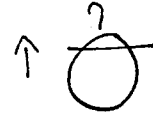
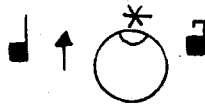
English Equivalent	SIGN WRITING® Handwriting	SIGN WRITING® Shorthand
710. princess		
711. program, prepare		
712. promise		
713. prove (V), proof (N)		
714. proud, pride		
715. pull		
716. puppet		
717. pure, clean		
718. push		
719. put, place (V)		

English Equivalent

SIGN WRITING® Handwriting

SIGN WRITING® Shorthand


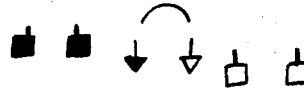
720. puzzled



721. queen




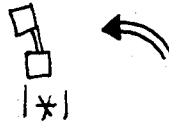
722. quick, fast



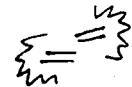
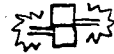
723. quiet, be quiet



724. quit, withdraw



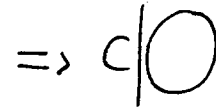
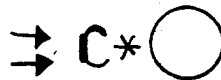
725. rabbit, bunny




726. raccoon



727. radio




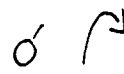




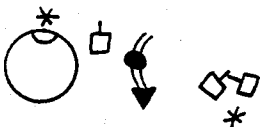
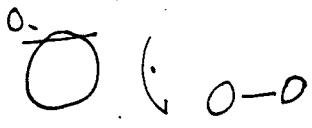






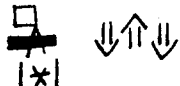

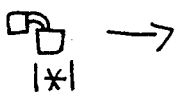
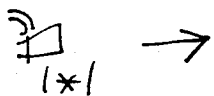
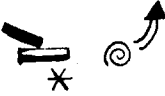
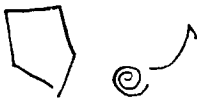
728. rain



729. rainbow







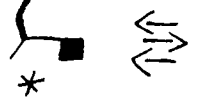


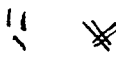
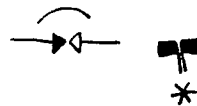


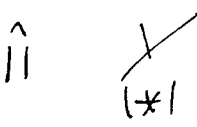


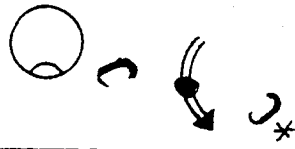
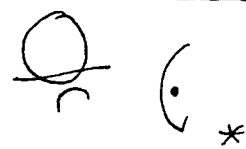




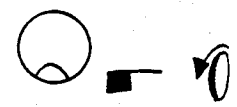

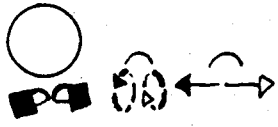


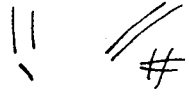


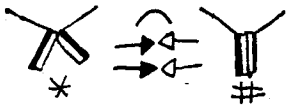
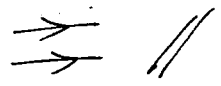

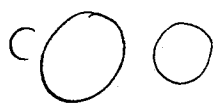



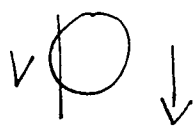
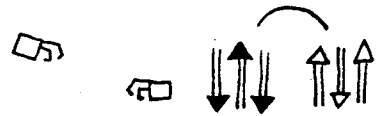

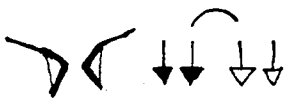
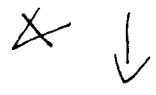
English Equivalent	SIGN WRITING® Handwriting	SIGN WRITING® Shorthand
730. raise, grow up		
731. rake		
732. rat		
733. rather, prefer		
734. reach		
735. read		
736. ready		
737. real		
738. reason		
739. red		

English Equivalent	SIGN WRITING® Handwriting	SIGN WRITING® Shorthand
740. refuse, won't		
741. refrigerator		
742. religion		
743. remember		
744. rest, relax		
745. restaurant		
746. rich, wealth		
747. ride (horse)		
748. ride (vehicle)		
749. right (civil, legal), alright		

English Equivalent	SIGN WRITING® Handwriting	SIGN WRITING® Shorthand
750. right, correct		
751. right (direction)		
752. ring		
753. ring (V), doorbell		
754. rhinoceros		
755. rise, raise, stand up		
756. rise (water), flood		
757. river, stream		
758. road, street		
759. rock		

English Equivalent	SIGN WRITING® Handwriting	SIGN WRITING® Shorthand
760. rocking chair		
761. roll, donut		
762. roll, rolling		
763. rooster		
764. row, line of people		
765. row (V)		
766. rubber		
767. rule		
768. ruler		
769. run		

English Equivalent	SIGN WRITING® Handwriting	SIGN WRITING® Shorthand
770. run off, rush off		
771. sad		
772. safety pin, brooch		
773. sailboat		
774. salt		
775. same		
776. sandal, thongs		
777. sandwich		
778. Santa Clause, Christmas		
779. save		

English Equivalent	SIGN WRITING® Handwriting	SIGN WRITING® Shorthand
780. say, speak		
781. scarf		
782. school		
783. scissors		
784. seal		
785. search, look for		
786. secret		
787. see		
788. see-saw		
789. sell, store, shop (N)		

English Equivalent	SIGN WRITING® Handwriting	SIGN WRITING® Shorthand
790. send, to mail		
791. separate, apart		
792. several, few, a few		
793. sew (by hand)		
794. sew (by machine)		
795. shade (window)		
796. shake		
797. shake		
798. shame, ashamed		
799. shape, statue		

English Equivalent	SIGN WRITING® Handwriting	SIGN WRITING® Shorthand
800. sheep		
801. shine, silver		
802. ship		
803. shirt, blouse		
804. shoes		
805. shoot		
806. shop (V)		
807. shorts		
808. shoulder		
809. shovel		



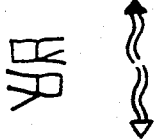




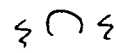
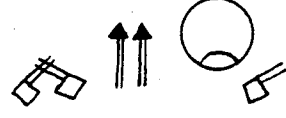

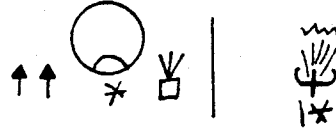

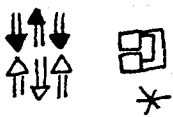


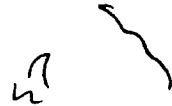
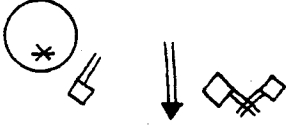
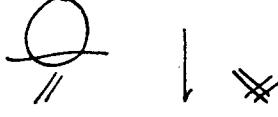


English Equivalent	SIGN WRITING® Handwriting	SIGN WRITING® Shorthand
810. show		
811. shower		
812. shy		
813. sick		
814. sign (manual)		
815. sign, square		
816. silly		
817. sing		
818. sink, wash basin		
819. sink, submerge		

English Equivalent	SIGN WRITING® Handwriting	SIGN WRITING® Shorthand
820. sister		
821. sit, chair		
822. size, what size		
823. skate (ice)		
824. skate (roller)		
825. skeleton		
826. ski		
827. skin		
828. skip, miss		
829. skip (with feet)		

English Equivalent	SIGN WRITING® Handwriting	SIGN WRITING® Shorthand
830. skirt		
831. skunk		
832. sled		
833. slide		
834. slip		
835. slipper		
836. slow		
837. small (height)		
838. small (size)		
839. smart		

English Equivalent	SIGN WRITING® Handwriting	SIGN WRITING® Shorthand
840. smell		
841. smoke (clouds)		
842. snail		
843. snake		
844. snow		
845. sneeze		
846. so, well		
847. socks		
848. sofa, couch, bench		
849. soft		

English Equivalent	SIGN WRITING® Handwriting	SIGN WRITING® Shorthand
850. soil, dirt		
851. soldier		
852. sometimes		
853. son		
854. sorry		
855. soup		
856. South		
857. spaghetti		
858. space (outer-)		
859. spider		

English Equivalent	SIGN WRITING® Handwriting	SIGN WRITING® Shorthand
860. spin		
861. spirit, soul, ghost		
862. spill		
863. sponge		
864. spoon		
865. sprinkler		
866. squirrel, chipmunk		
867. stairway		
868. stamp		
869. stand		

English Equivalent	SIGN WRITING® Handwriting	SIGN WRITING® Shorthand
870. stars		
871. state		
872. stay		
873. steal		
874. steps		
875. still		
876. straight		
877. strange, wierd		
878. strawberry		
879. string		

English Equivalent	SIGN WRITING® Handwriting	SIGN WRITING® Shorthand
880. strong		
881. stomach		
882. stop		
883. story		
884. stove		
885. study		
886. sugar		
887. submarine		
888. suffer		
889. suitcase, briefcase, purse		

English Equivalent	SIGN WRITING® Handwriting	SIGN WRITING® Shorthand
890. summer		
891. sun		
892. sunshine		
893. suppose, imagine		
894. surprise		
895. sweater, pull over (V)		
896 sweep		
897. sweet, dear		
898. swim		
899. swing		

English Equivalent	SIGN WRITING® Handwriting	SIGN WRITING® Shorthand
900. syrup		
901. table, desk		
902. tail		
903. take		
904. tall		
905. talk, converse		
906. talk, speech, speak		
907. tan		
908. taste, flavor		
909. tea		

English Equivalent	SIGN WRITING® Handwriting	SIGN WRITING® Shorthand
910. teach		
911. teacher		
912. tear, rip		
913. teeth		
914. teddy bear		
915. television, TV		
916. tell		
917. temperature		
918. tennis		
919. tent, camping		

English Equivalent	SIGN WRITING® Handwriting	SIGN WRITING® Shorthand
920. than		
921. Thanksgiving		
922. thank you		
923. then, or, next		
924. there		
925. thermometer		
926. think		
927. thirsty		
928. through		
929. throw		

English Equivalent	SIGN WRITING® Handwriting	SIGN WRITING® Shorthand
930. thumb		
931. ticket		
932. tie (knot)		
933. tie (neck-)		
934. tiger		
935. time (period of-), period		
936. time		
937. tired		
938. to		
939. toast		

English Equivalent	SIGN WRITING® Handwriting	SIGN WRITING® Shorthand
940. toaster		
941. today		
942. tomato		
943. tomorrow		
944. tongue		
945. tonsils (removed)		
946. toothbrush, brush teeth		
947. tooth paste		
948. top (toy)		
949. top (area)		

English Equivalent	SIGN WRITING® Handwriting	SIGN WRITING® Shorthand
950. top (area)		
951. tornado		
952. touch		
953. towel		
954. toy		
956. train (N)		
956. travel		
957. tricycle		
958. try, attempt		
959. turkey		

English Equivalent


SIGN WRITING® Handwriting

SIGN WRITING® Shorthand

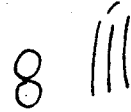
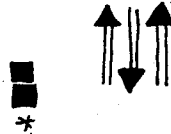
960. turtle



961. ugly



962. umbrella



963. uncle




964. understand



965. under, beneath, below



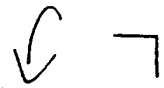
966. (to put) under, beneath, below



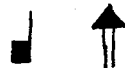
967. underwear



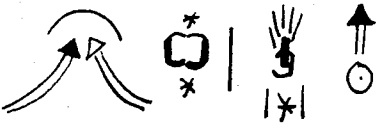



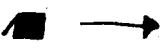





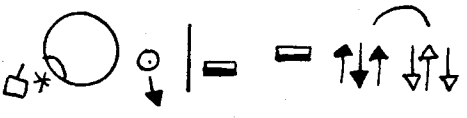
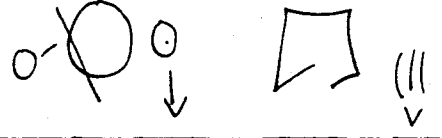






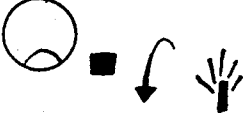
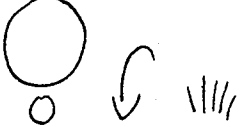
968. until

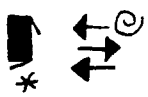
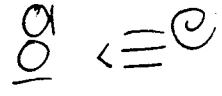

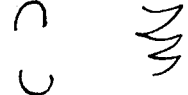


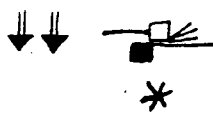








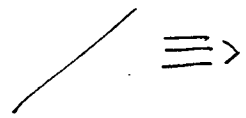
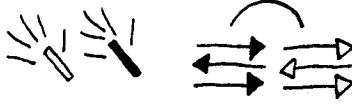





969. up


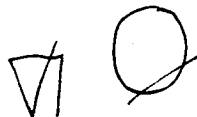
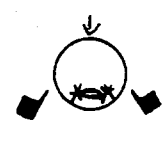




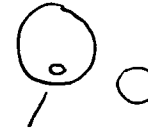
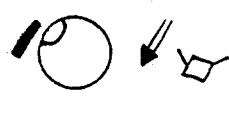
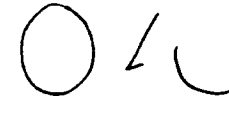
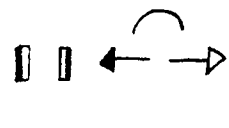
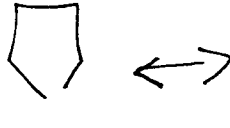
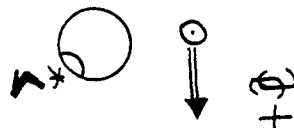
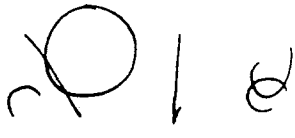



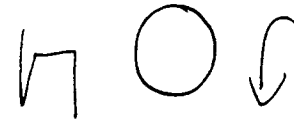




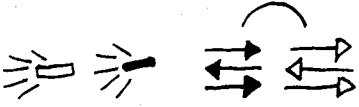

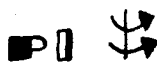



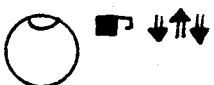
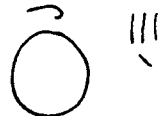



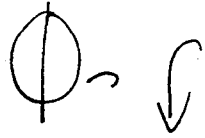





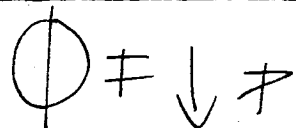

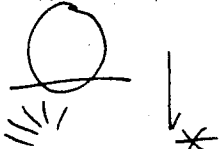
English Equivalent	SIGN WRITING® Handwriting	SIGN WRITING® Shorthand
970. use		
971. us, we		
972. us (you and I)		
973. vacation, retired, loaf		
974. valley		
975. vacuum cleaner		
976. vegetable		
977. view		
978. visit		
979. voice		




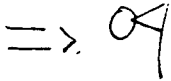


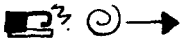


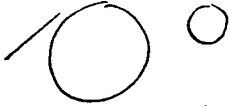

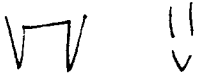


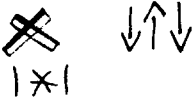





English Equivalent	SIGN WRITING® Handwriting	SIGN WRITING® Shorthand
980. volcano		
981. wagon (station-)		
982. wagon (toy)		
983. wait		
984. wake-up		
985. waitress		
986. wall		
987. want		
988. war, battle		
989. warm		

English Equivalent	SIGN WRITING® Handwriting	SIGN WRITING® Shorthand
990. wash		
991. washing machine		
992. waste		
993. watch (wrist-)		
994. watch, look at		
995. water		
996. wave (ocean)		
997. weak		
998. weather		
999. wedding		

English Equivalent	SIGN WRITING® Handwriting	SIGN WRITING® Shorthand
1000. week (one-)		
1001. West		
1002. wet		
1003. what		
1004. what, where		
1005. wheels		
1006. when		
1007. when		
1008. where		
1009. whisper (sign)		

English Equivalent	SIGN WRITING® Handwriting	SIGN WRITING® Shorthand
1010. whisper (speech)		
1011. whistle		
1012. who, whom, whose		
1013. who, whom, whose		
1014. why		
1015. wide, width, size		
1016. wife		
1017. wild		
1018. will, shall, future		
1019. win		

English Equivalent	SIGN WRITING® Handwriting	SIGN WRITING® Shorthand
1020. wind, breeze		
1021. wind, wind-up		
1022. window		
1023. wise, wisdom		
1024. wings, angel		
1025. witch		
1026. with, together, along (to go-)		
1027. without		
1028. wolf		
1029. woman		

English Equivalent	SIGN WRITING® Handwriting	SIGN WRITING® Shorthand
1030. wood		
1031. word		
1032. world		
1033. worm		
1034. wonder, thinking		
1035. wonderful, fantastic		
1036. work		
1037. wrestle		
1038. wrist		
1039. wrong		

English Equivalent	SIGN WRITING® Handwriting	SIGN WRITING® Shorthand
1040. yard (36 inches)		
1041. year		
1042. yes		
1043. yesterday		
1044. you		
1045. young, youth		
1046. your		
1047. yourself		
1048. yo-yo		
1049. zebra		
1050. zip up, zipper		