










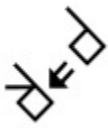








# American Sign Language Dictionary





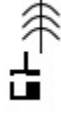




Spoken Word	SignWriting
(sit) criss cross	
,	
-ance	
.	
0 for grade	
1	
1	
1	
1,000,000	
1-year	
1/10	

# American Sign Language Dictionary




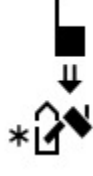






Spoken Word	SignWriting
1/2	
1/2	
1/3	
1/4	
1/5	
1/6	
1/7	







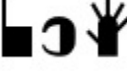



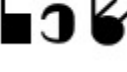




# American Sign Language Dictionary

Spoken Word	SignWriting
1/8	
1/9	
10	
10	
10	
100	
100	
100	
100	











# American Sign Language Dictionary

Spoken Word	SignWriting
100	
1000	
1000	
1000	
101	
101	
102	
102	
102	
103	


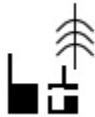










# American Sign Language Dictionary

Spoken Word	SignWriting
103	
103	
104	
104	
105	
105	
106	
106	
107	
107	
108	
108	
109	






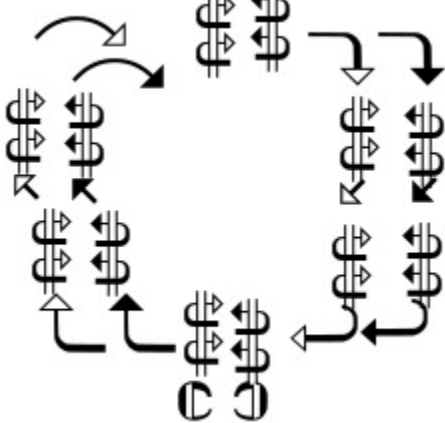

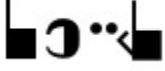

# American Sign Language Dictionary

Spoken Word	SignWriting
109	
10th	
10th	
10th (in a series) (left hand)	
10th (in a series) (right hand)	
11	
11	
11	
11	
110	














# American Sign Language Dictionary

Spoken Word	SignWriting
110	
110	
111	
111	
111	
112	
113	
114	
115	
116	
117	
118	







# American Sign Language Dictionary

Spoken Word	SignWriting
119	
12	
12	
12	
12	
12 classes	
120	
121	
122	

# American Sign Language Dictionary













Spoken Word	SignWriting
123	
123 sort	
124	
125	
126	
127	
128	
129	
13	
13	
130	
131	
132	

# American Sign Language Dictionary













Spoken Word	SignWriting
133	
134	
135	
136	
137	
138	















# American Sign Language Dictionary

Spoken Word	SignWriting
139	
14	
14	
14	
14	
14	
140	
141	
142	
143	
144	
145	










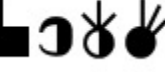


# American Sign Language Dictionary

Spoken Word	SignWriting
146	
147	
148	
149	
15	
15	
15	
150	
151	
152	
153	
154	














# American Sign Language Dictionary

Spoken Word	SignWriting
155	
156	
157	
158	
159	
16	
16	
16	
16	
16	
16	
16	

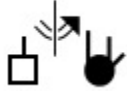






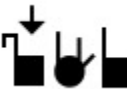




# American Sign Language Dictionary

Spoken Word	SignWriting
160	
161	
162	
163	
164	
165	
166	
167	
168	
169	
17	
17	













# American Sign Language Dictionary

Spoken Word	SignWriting
17	
17	
17	
170	
171	
172	
173	
174	
175	
176	
177	
178	
179	

# American Sign Language Dictionary

Spoken Word	SignWriting
18	
18	
18	
18	
18	
180	
181	
181	
181	
19	
19	
19	

# American Sign Language Dictionary




Spoken Word	SignWriting
19	
19	
1969	
1974	
1984	
1989	
1989	
1990	
1990	
1991	
1991	
1992	

# American Sign Language Dictionary






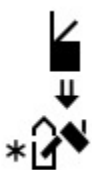


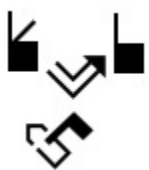
Spoken Word	SignWriting
1993	
1994	
1995	
1996	
1997	
1998	
1999	
1st	
1st	
1st (in a list)	
1st sentence	
1st, first	







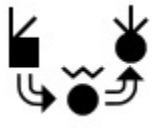


# American Sign Language Dictionary

Spoken Word	SignWriting
2	
2	
2,000,000	


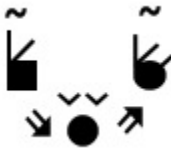







# American Sign Language Dictionary

Spoken Word	SignWriting
20	
200	
200	
200	
2000	
2000	
2000	
2001	
2001	








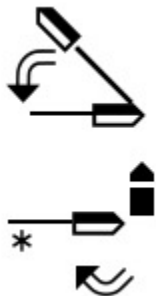



# American Sign Language Dictionary

Spoken Word	SignWriting
2002	
2003	
2004	
2005	
2006	
2006	
2006	













# American Sign Language Dictionary

Spoken Word	SignWriting
2007	
2007	
2008	
2012	
2014	
21	
21	
210	
22	



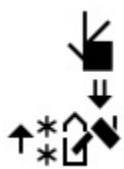




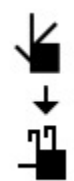


# American Sign Language Dictionary

Spoken Word	SignWriting
22	
23	
23	
23	
24	
24	
24	
24-hours	
25	
25	
25	









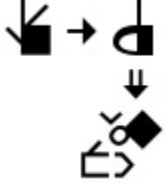
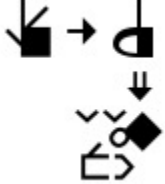

# American Sign Language Dictionary

Spoken Word	SignWriting
26	
26	
27	
27	
28	
28	
29	
29	
2nd	
2nd	
2nd (left hand)	
3	

# American Sign Language Dictionary











Spoken Word	SignWriting
3	
3 o'clock	
3,000,000	
30	
30	
300	
300	
300	
3000	
31	

# American Sign Language Dictionary












Spoken Word	SignWriting
32	
33	
34	
35	
36	
37	
38	
39	
3d-print	
3d-printer	
3rd	













# American Sign Language Dictionary

Spoken Word	SignWriting
3rd	
3rd (ranking)	
4	
4	
4 o'clock	
4 years old	
4 years old	
4,000,000	
40	
40	












# American Sign Language Dictionary

Spoken Word	SignWriting
400	
400	
400	
4000	
41	
42	
43	
44	
45	
46	
47	












# American Sign Language Dictionary

Spoken Word	SignWriting
48	
49	
49	
4th	
4th	
4th (left hand)	
5	
5	
5 o'clock	
5,000,000	




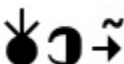

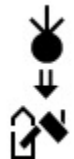





# American Sign Language Dictionary

Spoken Word	SignWriting
50	
50	
50	
500	
500	
5000	
51	
52	
53	
54	
55	






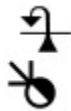

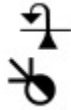



# American Sign Language Dictionary

Spoken Word	SignWriting
56	
57	
58	
59	
5th	
5th	
5th (left hand)	
6	
6 classes	
6 classes	
6 classes	


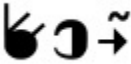










# American Sign Language Dictionary

Spoken Word	SignWriting
6 o'clock	
6,000,000	
60	
600	
600	
6000	
61	
61	
62	
63	
64	

# American Sign Language Dictionary




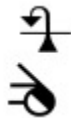

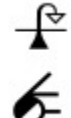
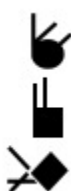



Spoken Word	SignWriting
65	
66	
67	
68	
69	
6th	
6th (left hand)	
6th (Rank)	
7	
7 o'clock	
7,000,000	

# American Sign Language Dictionary





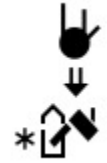






Spoken Word	SignWriting
70	
700	
700	
7000	
71	
72	
73	
74	
74	
75	
75	
76	













# American Sign Language Dictionary

Spoken Word	SignWriting
77	
78	
79	
7th	
7th	
7th	
7up	
8	
8 o'clock	
8,000,000	












# American Sign Language Dictionary

Spoken Word	SignWriting
80	
80,000	
800	
800	
8000	
81	
82	
83	
84	
85	
86	




# American Sign Language Dictionary

Spoken Word	SignWriting
87	
88	
89	
8th	
8th	
8th	
8th (in a series)	
8th (in a series)	
9	
9 o'clock	

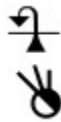
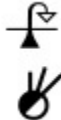
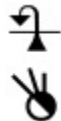








# American Sign Language Dictionary

Spoken Word	SignWriting
9,000,000	
90	
900	
900	
9000	
91	
92	
93	
94	
95	
96	

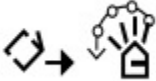
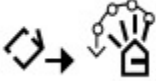








# American Sign Language Dictionary

Spoken Word	SignWriting
97	
98	
99	

# American Sign Language Dictionary

Spoken Word	SignWriting
9th	
9th	
9th	
9th (in a series)	
;:-)	
?	
@ symbol	
A	
A	
a dress	
a dress	

# American Sign Language Dictionary

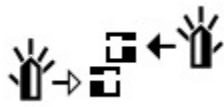


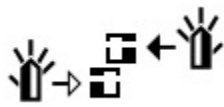


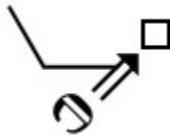

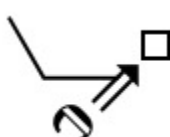
Spoken Word	SignWriting
a few	
a few	
a few days in the future	
a little while ago	
a little while ago	
a lot	
a lot	
a lot	
a second	
a second	

# American Sign Language Dictionary



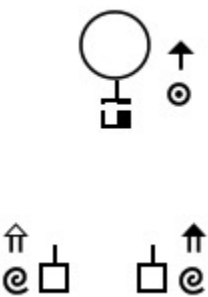
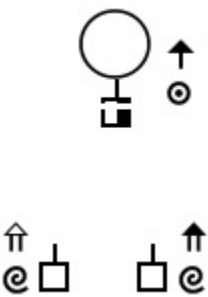
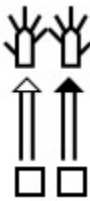
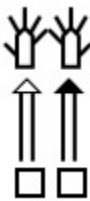
Spoken Word	Sign Writing
abandon	
abandon	
abandon	
abandon	
abandon	
ABANDON	
abbreviate	



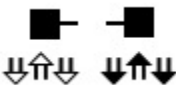
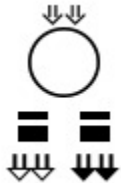
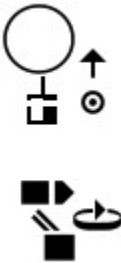
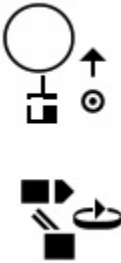
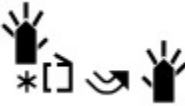
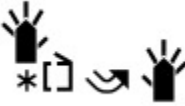

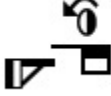
# American Sign Language Dictionary

Spoken Word	SignWriting
abbreviate	
abbreviate	
abbreviate	
abbreviate	
abdoman	
abdomen	
abduct	
abduct	
abduction	





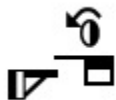
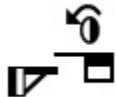



# American Sign Language Dictionary

Spoken Word	SignWriting
ability	
ability	
Abiotic	
Abiotic	
ablaze	
ablaze	




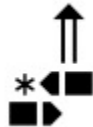

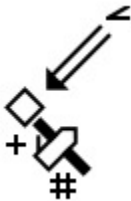
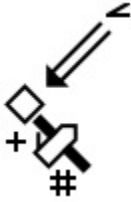
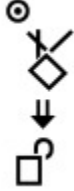
# American Sign Language Dictionary

Spoken Word	SignWriting
able	
able	
abnormal	
abnormal	
abort	
abortion	
abortion	
about	

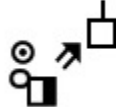



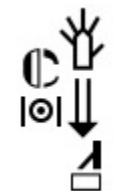
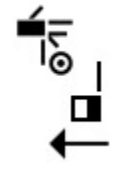


# American Sign Language Dictionary

Spoken Word	SignWriting
about	
about	
about	
about	
about	
about	
about time	
about time	
above	


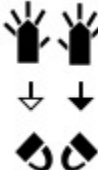
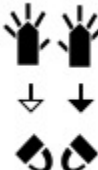





# American Sign Language Dictionary

Spoken Word	SignWriting
above	
above	
above	
above	
above	
Abraham	
Abraham	
abrupt	









# American Sign Language Dictionary

Spoken Word	SignWriting
abrupt	
abscess	
abscess	
absent	
absent	
absent	
absent	
absolute	

# American Sign Language Dictionary

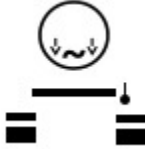

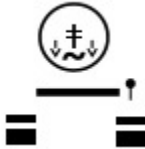
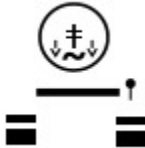
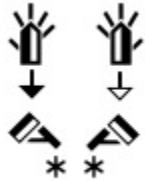


Spoken Word	SignWriting
absolute	
absorb	
absorb	
abstain	
abstain	
abstract	
abstract	
abstract	

# American Sign Language Dictionary

Spoken Word	SignWriting
abstract	
absurd	
absurd	
abundance	
abundance	
abuse	
abuse	
academic	



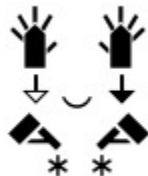
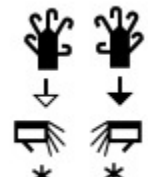







# American Sign Language Dictionary

Spoken Word	SignWriting
accelerate motorcycle	 The sign is represented by a circle containing a wavy line with two downward arrows. Below this is a horizontal line with a small dot on the right. At the bottom are two thick horizontal bars.
accelerate motorcycle	 The sign is represented by a circle containing a wavy line with two downward arrows. Below this is a horizontal line with a small dot on the right. At the bottom are two thick horizontal bars.
accelerate motorcycle intensely	 The sign is represented by a circle containing a cross-like symbol with two downward arrows. Below this is a horizontal line with a small dot on the right. At the bottom are two thick horizontal bars.
accelerate motorcycle intensely	 The sign is represented by a circle containing a cross-like symbol with two downward arrows. Below this is a horizontal line with a small dot on the right. At the bottom are two thick horizontal bars.
accept	 The sign is represented by two hand icons, each with a downward arrow pointing to a triangle. Below the triangles are two asterisks.
accept	 The sign is represented by two hand icons, each with a downward arrow pointing to a triangle. Below the triangles are two asterisks.
accept	 The sign is represented by two hand icons, each with a downward arrow pointing to a triangle. Below the triangles are two asterisks.




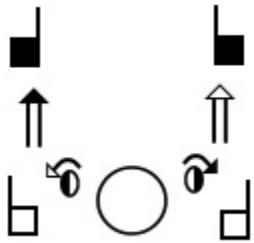

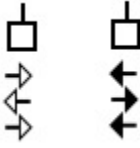
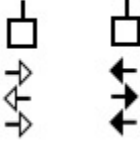

# American Sign Language Dictionary

Spoken Word	SignWriting
accept	<p>The SignWriting for 'accept' consists of two identical hand configurations. Each configuration starts with an open palm facing forward, fingers spread, and the thumb pointing up. The hand then moves down, with the fingers curling inward and the thumb pointing down. This is followed by a small arc, then the hand moves down again, with the fingers spread and the thumb pointing down. The final position is a closed fist with the thumb pointing down. Two asterisks are placed below the final position of each hand.</p>

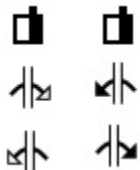





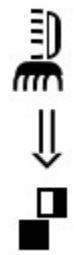
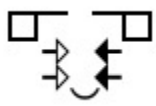
# American Sign Language Dictionary

Spoken Word	SignWriting
accept	
acceptanc	
accessible	
accessible	
accident	
accident	
accident	
acclaim	
acclaim	

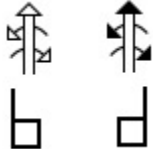
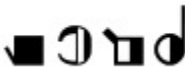

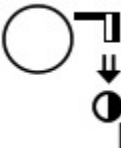

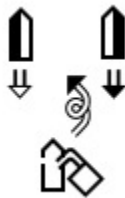



# American Sign Language Dictionary

Spoken Word	SignWriting
acclimation	
acclimation	
accompany	
accomplish	
accomplishment	
accordion	
accordion	
according to	




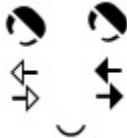

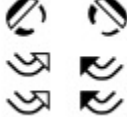


# American Sign Language Dictionary

Spoken Word	SignWriting
accordion	
account	
accountant	
accredit	
accumulate	
accuse	
accustomed to	
ache	

# American Sign Language Dictionary

Spoken Word	SignWriting
achieve	
acid	
acostumbrar	
acquaint	
acquiesce	
acrobat	
across	
across	
act of a play	

# American Sign Language Dictionary



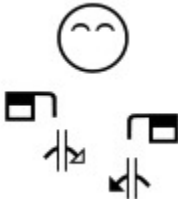






Spoken Word	SignWriting
act on stage	
act slowly	
action	
action	
action	
active	
activity	
actor	

# American Sign Language Dictionary







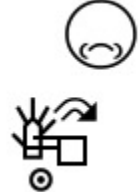

Spoken Word	SignWriting
actor	The sign for 'actor' is composed of two parts. The top part features a square with a dot inside, followed by a circle with a dot inside, and then a curved line with a dot at its end. The bottom part consists of two vertical rectangles, each with a dot at the top and a downward-pointing arrow at the bottom, connected by a curved line.
actually	The sign for 'actually' is composed of two parts. The top part shows a circle with a dot inside, followed by a square with a dot inside, and then an upward-pointing arrow. The bottom part shows a square with a dot inside and a downward-pointing arrow.
Adam	The sign for 'Adam' is composed of two parts. The top part shows a circle with a dot inside, followed by a square with a dot inside, and then two asterisks. The bottom part shows a circle with a dot inside.
Adam	The sign for 'Adam' is composed of two parts. The top part shows four circles, each with a different facial expression (neutral, smiling, frowning, and neutral). The bottom part shows a horizontal line with a diamond shape below it, and a small 'r' symbol to the left.
Adam	The sign for 'Adam' is composed of two parts. The top part shows a circle with a dot inside, followed by a square with a dot inside, and then a horizontal line. The bottom part shows a horizontal line with a diamond shape below it, and a small 'r' symbol to the left.
Adam	The sign for 'Adam' is composed of two parts. The top part shows a circle with a dot inside, followed by a square with a dot inside, and then a horizontal line. The bottom part shows a horizontal line with a diamond shape below it, and a small 'r' symbol to the left.
Adam Frost	The sign for 'Adam Frost' is composed of two parts. The top part shows a circle with a dot inside, followed by a square with a dot inside, and then a horizontal line. The bottom part shows a horizontal line with a diamond shape below it, and a small 'r' symbol to the left.



# American Sign Language Dictionary

Spoken Word	SignWriting
Adam Frost	
Adam Frost	
Adamorobe	
add	
add	
add onto	
add onto	
add up	
addicted	

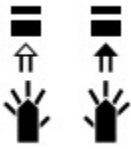







# American Sign Language Dictionary

Spoken Word	SignWriting
addiction	
adding	
addition	
Addition	
address (location)	
address (location)	
adhesive	
adjective	



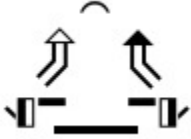

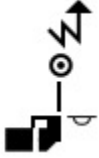




# American Sign Language Dictionary

Spoken Word	SignWriting
adjective	
administration	
administrative assistant	
administrative assistant	
administrative assistant	
adolescent	
adopt	

# American Sign Language Dictionary

Spoken Word	Sign Writing
adopt	
adopt	
ADRAR	
adroit	
adult	
adult	
adult (left hand)	
adult (right hand)	

# American Sign Language Dictionary

Spoken Word	SignWriting
adultery	
advance	
advanced	
advantage	
adventure	
adverb mm	
adverb th	
adverbs	
adverbs	

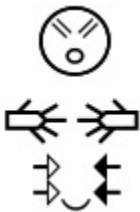






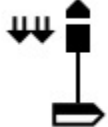
# American Sign Language Dictionary

Spoken Word	SignWriting
adverbs	A vertical sequence of signs: a square, a circle with a vertical line through it, a square with a diagonal line, a square with a horizontal line, a square with a vertical line, a square with a horizontal line, and a square.
adverbs	A vertical sequence of signs: a square, a circle with a vertical line through it, a square with a diagonal line, a square with a horizontal line, a square with a vertical line, a square with a horizontal line, and a square. To the left of this sequence is a long vertical double line with an arrow pointing downwards.
advertise	A sequence of signs: two upward arrows, a diamond shape, and a circle with a line through it.
advertise	A sequence of signs: two downward arrows, two asterisks, and a square.
advertise	A sequence of signs: two upward arrows, two downward arrows, a diamond shape, and a hash symbol (#).
advice	A vertical sequence of signs: a hand with fingers spread, an upward arrow, a circle with a dot in the center, a triangle, and a square.

# American Sign Language Dictionary


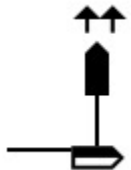
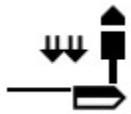
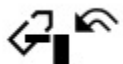
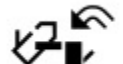
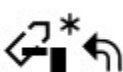




Spoken Word	SignWriting
advisor	The sign for 'advisor' is composed of four parts: a hand with fingers spread pointing up, a hand with a wavy line above it pointing up, a hand with a circle in the center pointing up, and a hand with a triangle pointing up.
aerobics	The sign for 'aerobics' is composed of three parts: a hand with fingers spread pointing up, a hand with a square pointing up, and a hand with a square pointing up.
afraid	The sign for 'afraid' is composed of three parts: a hand with a circle in the center pointing up, a hand with a circle in the center pointing up, and a hand with a circle in the center pointing up.
afraid	The sign for 'afraid' is composed of three parts: a hand with a circle in the center pointing up, a hand with a circle in the center pointing up, and a hand with a circle in the center pointing up.

# American Sign Language Dictionary




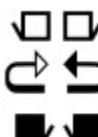



Spoken Word	SignWriting
afraid	
Africa	
Africa	
Africa	
African	
African	
after	
afternoon	











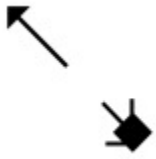
# American Sign Language Dictionary

Spoken Word	SignWriting
afternoon	
afternoon	
afternoon	
again	
again	
again	
again	
again and again	
again and again	
against	




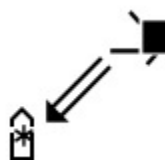
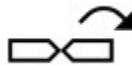




# American Sign Language Dictionary

Spoken Word	SignWriting
against	
age	
age	
agency	
agree	
agree	
agriculture	

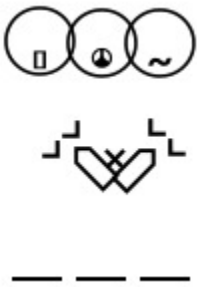

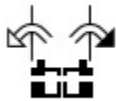






# American Sign Language Dictionary

Spoken Word	SignWriting
ahead	
aid	
ail	
Aim	
air	
air	
air pressure	
airplane	
Airplane	




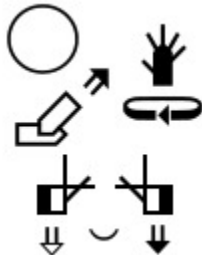


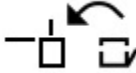



# American Sign Language Dictionary

Spoken Word	SignWriting
airplane departs	
airplane departs	
airplane landing	
airport	
ajar	
ala	
Alabama	
Alaska	
Alaska	

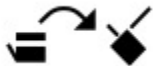

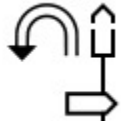

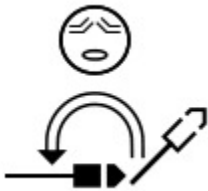

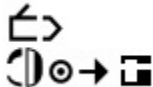


# American Sign Language Dictionary

Spoken Word	SignWriting
Albania	
album	
albumn	
Albuquerque	
alcoholic	
alcoholic	
Alert	
Alexis	
algebra	









# American Sign Language Dictionary

Spoken Word	SignWriting
algebra	
algorithm	
Alice	
alien	
all	
all	
all	
all	
all	
all	

# American Sign Language Dictionary










Spoken Word	SignWriting
all	
all (noun)	
all day	
all day	
all day	
all day with eyegaze	
all gone	
all gone	
all gone	

# American Sign Language Dictionary

Spoken Word	SignWriting
all gone	
all night	
all night	
all of you	
all of you formal	
all of yours (left hand)	
all of yours (right hand)	
all of yourselves (left)	



# American Sign Language Dictionary

Spoken Word	SignWriting
all of yourselves (right)	 The sign is represented by a circle with a tilde (~) inside, indicating a continuous or repeated motion. Below the circle is a curved arrow pointing to the right, followed by a small square icon with a vertical line through its center.
all over	 The sign is represented by three hand icons. The left and right hands are positioned at the top, with curved arrows indicating a circular motion. The center hand is positioned below them, with a star-like symbol and curved arrows indicating a circular motion.
all over	 The sign is represented by a hand icon with a curved arrow above it, indicating a circular motion.
all over	 The sign is represented by a hand icon with a curved arrow to its right, indicating a circular motion.
all over	 The sign is represented by a hand icon with a curved arrow below it, indicating a circular motion.
all right	 The sign is represented by a hand icon with a curved arrow above it, indicating a circular motion. Below the hand icon is a small circle with a tilde (~) inside, followed by a hand icon with a curved arrow to its right, indicating a circular motion.
all right	 The sign is represented by a hand icon with a curved arrow above it, indicating a circular motion. Below the hand icon is a small circle with a tilde (~) inside, followed by a hand icon with a curved arrow to its right, indicating a circular motion.
all right	 The sign is represented by a hand icon with a curved arrow above it, indicating a circular motion. Below the hand icon is a small circle with a tilde (~) inside, followed by a hand icon with a curved arrow to its right, indicating a circular motion.
all week	 The sign is represented by a hand icon with a curved arrow above it, indicating a circular motion. Below the hand icon is a small circle with a tilde (~) inside, followed by a hand icon with a curved arrow to its right, indicating a circular motion.








# American Sign Language Dictionary

Spoken Word	SignWriting
all week every week	
ALL-ABOUT-MY-HEART	
all-afternoon	
all-around	
all-day	
all-evening	
all-morning	
all-together	
allday facial	

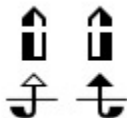
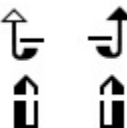


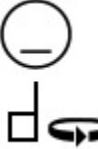
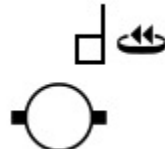


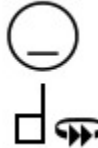
# American Sign Language Dictionary

Spoken Word	SignWriting
allegiance	The SignWriting for 'allegiance' consists of two diamond-shaped handshapes. The first diamond has an arrow pointing up and to the right. The second diamond has an arrow pointing up and to the right, with a small asterisk above it.
allergies	The SignWriting for 'allergies' starts with a circle containing an asterisk. Below it is a diamond with an arrow pointing down. To the right of the diamond is another diamond with an arrow pointing down and to the right. Below these are two horizontal arrows pointing in opposite directions, one to the left and one to the right.
allergies	The SignWriting for 'allergies' is identical to the one in the previous row, starting with a circle containing an asterisk, followed by a diamond with a downward arrow, then another diamond with a downward-right arrow, and finally two opposite horizontal arrows at the bottom.

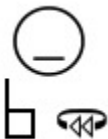





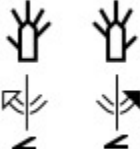




# American Sign Language Dictionary

Spoken Word	Sign Writing
allergy	
alligator	
alligator	
alligator	
alligator	
alligator	
alligator	





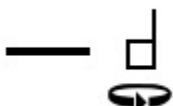



# American Sign Language Dictionary

Spoken Word	Sign Writing
allow	
allow	
almost	
alone	
alone	
alone	
alone	
alone	
alone	









# American Sign Language Dictionary

Spoken Word	SignWriting
alone - left hand	
alphabet	 
alphabet	 
alphabet	
already	
already	
already	
alright	
also	

# American Sign Language Dictionary

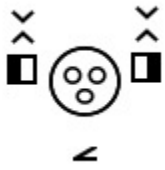








Spoken Word	SignWriting
also	
altar	
alter	
alter	
altitude	
always	
always	
always	
always	

# American Sign Language Dictionary




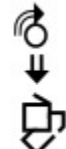



Spoken Word	SignWriting
always	
always	
always-broke	
always-coming-over	
always-go-over	
am	
amaze	
amaze	





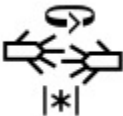



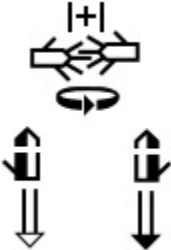

# American Sign Language Dictionary

Spoken Word	SignWriting
amaze	
amazement	
amazement	
amazement	
amazement	
amazement	
amazing	
amazing	
amazing	






# American Sign Language Dictionary

Spoken Word	Sign Writing
amazing	
ambitious	
ambulance	
amen	
amen	
amend	
amend 2	

# American Sign Language Dictionary

Spoken Word	SignWriting
amendment	 The sign is composed of three parts: a vertical bar with a hook on the left, a small hook on the right, and a 'D' shape on the far right.
amendment	 The sign is composed of three parts: a vertical bar with a hook on the left, a small hook on the right, and a 'D' shape on the far right. A small asterisk is placed above the middle hook.
America	 The sign is composed of two hands with fingers spread, palms facing each other. Above the hands is a circular arrow pointing clockwise. Below the hands is a vertical bar with an asterisk in the center.
America	 The sign is composed of two hands with fingers spread, palms facing each other. Above the hands is a circular arrow pointing clockwise. Below the hands is a vertical bar with an asterisk in the center.
America	 The sign is composed of two hands with fingers spread, palms facing each other. Above the hands is a circular arrow pointing clockwise. Below the hands is a vertical bar with an asterisk in the center.
American	 The sign is composed of two hands with fingers spread, palms facing each other. Below the hands is a circular arrow pointing clockwise.
American	 The sign is composed of two hands with fingers spread, palms facing each other. Above the hands is a vertical bar with a plus sign in the center. Below the hands is a circular arrow pointing clockwise. At the bottom, there are two vertical bars, each with a double-headed arrow pointing up and down.
American	 The sign is composed of two hands with fingers spread, palms facing each other. Above the hands is a circular arrow pointing clockwise. Below the hands is a vertical bar with an asterisk in the center.

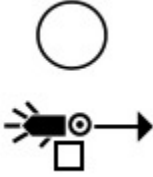
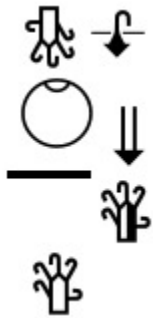

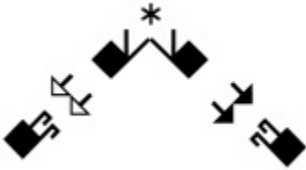
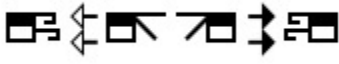


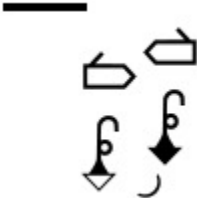
# American Sign Language Dictionary

Spoken Word	SignWriting
American Indian	
American Sign	
American Sign Language	
American Sign Language	
American Sign Language	




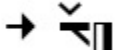
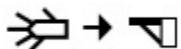

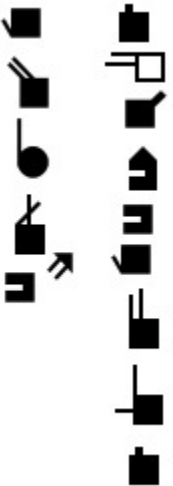
# American Sign Language Dictionary

Spoken Word	SignWriting
American Sign Language	<p>The SignWriting for 'American Sign Language' consists of three vertical components. The top component shows two hands with fingers spread, palms facing each other, with a tilde (~) above the right hand. The middle component shows two hands with fingers spread, palms facing each other, with a tilde (~) above the right hand. The bottom component shows two hands with fingers spread, palms facing each other, with a tilde (~) above the right hand.</p>
American Sign Language	<p>The SignWriting for 'American Sign Language' consists of three vertical components. The top component shows two hands with fingers spread, palms facing each other, with a tilde (~) above the right hand. The middle component shows two hands with fingers spread, palms facing each other, with a tilde (~) above the right hand. The bottom component shows two hands with fingers spread, palms facing each other, with a tilde (~) above the right hand.</p>
among	<p>The SignWriting for 'among' consists of two main components. The top component shows a hand with fingers spread, palm facing up, with a tilde (~) above the hand. The bottom component shows a hand with fingers spread, palm facing up, with a tilde (~) above the hand.</p>
amount	<p>The SignWriting for 'amount' consists of two main components. The top component shows a hand with fingers spread, palm facing up, with a tilde (~) above the hand. The bottom component shows a hand with fingers spread, palm facing up, with a tilde (~) above the hand.</p>
amount	<p>The SignWriting for 'amount' consists of two main components. The top component shows a hand with fingers spread, palm facing up, with a tilde (~) above the hand. The bottom component shows a hand with fingers spread, palm facing up, with a tilde (~) above the hand.</p>

# American Sign Language Dictionary

Spoken Word	SignWriting
ample	
An Tir	
analyze	
analyze	
analyze	
analyze	
ancestors	
ancestors	

# American Sign Language Dictionary


Spoken Word	SignWriting
ancient	
and	
and	
and	
and	
and	
andre	
andre	

# American Sign Language Dictionary

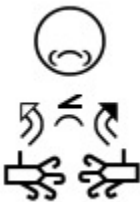



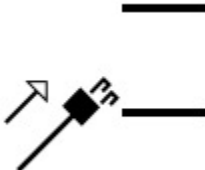



Spoken Word	SignWriting
andre	The sign for 'andre' is written vertically. It starts with a square, followed by a diagonal line, then a circle, then a square with a diagonal line, and ends with a square and an arrow pointing up and to the right.
Andrew	The sign for 'Andrew' is written horizontally. It consists of a square, a diagonal line, a circle, a square with a diagonal line, a square, and a square with a diagonal line.
angel	The sign for 'angel' is written in a curved, arch-like shape. It starts with a diagonal line, followed by a square, then a circle, then a square with a diagonal line, and ends with a square and an arrow pointing up and to the right.
angels	The sign for 'angels' is written in a curved, arch-like shape. It starts with a diagonal line, followed by a square, then a circle, then a square with a diagonal line, and ends with a square and an arrow pointing up and to the right.
anger	The sign for 'anger' is written horizontally. It starts with a circle, followed by a square with a diagonal line, then a square with a diagonal line, and ends with a square and an arrow pointing up and to the right.
anger-simmer	The sign for 'anger-simmer' is written vertically. It starts with a circle, followed by a square with a diagonal line, then a square with a diagonal line, then a square with a diagonal line, and ends with a square and an arrow pointing up and to the right.
angle	The sign for 'angle' is written horizontally. It starts with a square, followed by a diagonal line, then a square, then a circle, and ends with a square and an arrow pointing up and to the right.



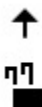




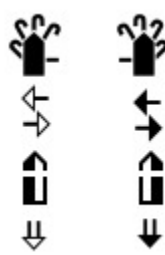


# American Sign Language Dictionary

Spoken Word	Sign Writing
angry	




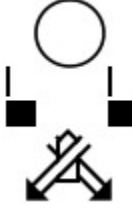

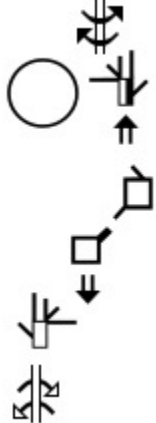
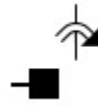
# American Sign Language Dictionary

Spoken Word	SignWriting
angry	
angry	
animal	
animal approaching	
animal approaching	
animal hopping left to right	
animal jumping	
animal jumps on me	

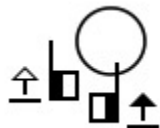
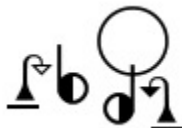
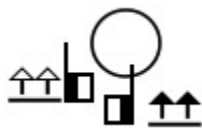




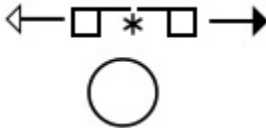
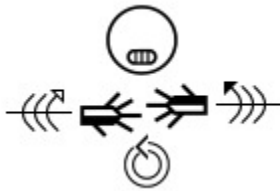
# American Sign Language Dictionary

Spoken Word	SignWriting
animal moves forward	
animal sitting	
animal-licks-face	
animate	
ANIMATION	
Animation 1	
Animation 2	
Animation 3	
animator	
annex	
anniversary	

# American Sign Language Dictionary

Spoken Word	SignWriting
annoy	
annoy	
annually	
annul	
anoint	
anorexia	
another	


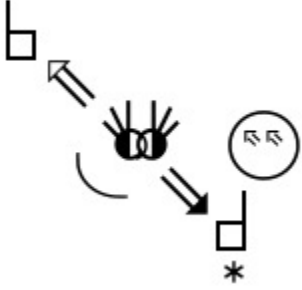
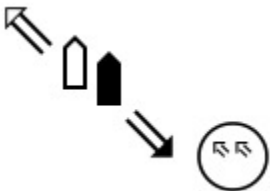



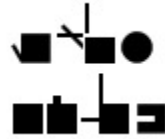

# American Sign Language Dictionary

Spoken Word	SignWriting
answer	
answer	
answer	
answer	
ant	
ant	
antenna	
Antonym	
anxious	

# American Sign Language Dictionary

Spoken Word	SignWriting
any	
any	
any	
any (left hand)	
anyone	
anything	
anyway	
anyway	
anyway	
apart	

# American Sign Language Dictionary



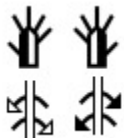




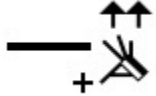

Spoken Word	SignWriting
apart	
apart	
apart	
apartment	
apathy	
apologize	
apostle	
appear	

# American Sign Language Dictionary


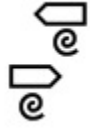



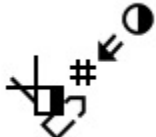


Spoken Word	SignWriting
appear	
appear	
appear	
appearance	
appease	
appetite	
applaud	
applause	







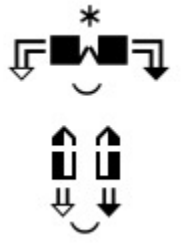

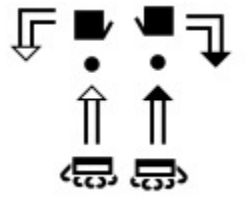

# American Sign Language Dictionary

Spoken Word	SignWriting
applause	
applause	
applause	
applause	
applause	
apple	
apply	
apply	
appoint	










# American Sign Language Dictionary

Spoken Word	SignWriting
appointment	
appreciate	
appreciate	
approach	
appropriate	
approve	
April	
April	
April 16, 2008	





# American Sign Language Dictionary

Spoken Word	Sign Writing
apron	
Arabic	
Arabic (language)	
arch	
architect	
architect	
architecture	
architecture	

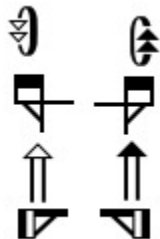


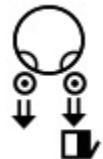





# American Sign Language Dictionary

Spoken Word	SignWriting
are	
are	
area	
area	
area	
area (front)	
area (left)	
area (right)	
Argentina	










# American Sign Language Dictionary

Spoken Word	SignWriting
Argentina	
argue	
argue	
arise	


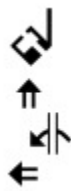

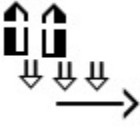
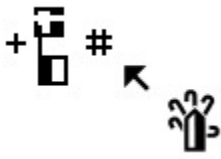




# American Sign Language Dictionary

Spoken Word	Sign Writing
aristocracy	
arithmetic	
Arizona	
Arizona	
arkansas	
Arkansas	
arm	
armadillo	
army	

# American Sign Language Dictionary



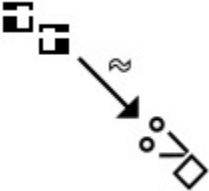



Spoken Word	SignWriting
army	
aroma	
aroma	
around	
around	
around	
around	
around	
around and around	

# American Sign Language Dictionary








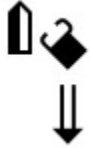
Spoken Word	SignWriting
around and around	
around the corner	
arrange	
arrange	
arrest	
arrive	
arrive	
arrive	
arrive	



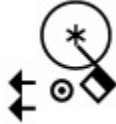







# American Sign Language Dictionary

Spoken Word	SignWriting
arrive	
arrogant	
arrow	
arrow forward	
arrows test	
ARROWS TEST 2	





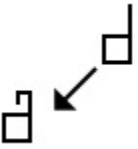


# American Sign Language Dictionary

Spoken Word	SignWriting
art	
art	
art	
article	
article	
article	
article	
article	

# American Sign Language Dictionary

Spoken Word	SignWriting
artificial	
artist	
artist	
Arturo	
as	
ashamed	
ashamed	
ashamed	

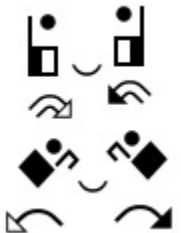







# American Sign Language Dictionary

Spoken Word	SignWriting
Asia	
Asian	
Asian	
ask	
ask (v) he she asks me	
ask (v) I ask you	
ask (v) questioning me	







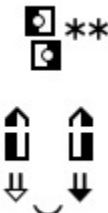

# American Sign Language Dictionary

Spoken Word	SignWriting
ask (v) questioning me	The sign is represented by a circle with an upward arrow above it. Below the circle are two sets of three dots, each with a small square below it. Arrows indicate movement from the dots towards the center.
ask (v) to ask a question	The sign is represented by a vertical line with a square below it, followed by an upward arrow, and then another square.
ask (v) you ask me	The sign is represented by a square with a vertical line extending upwards from its top, followed by a downward arrow, and then another square.
ask (v) you ask me (left)	The sign is represented by a square with a vertical line extending upwards from its top, followed by a downward arrow, and then another square.
ask a question	The sign is represented by a square with a vertical line extending upwards from its top, followed by an upward arrow, and then another square.
ask everyone	The sign is represented by two squares, each with a dot above it. Below each square are two sets of three dots, each with a small square below it. Arrows indicate movement from the dots towards the center.






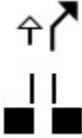
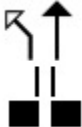
# American Sign Language Dictionary

Spoken Word	SignWriting
ask everyonn	
ask me	
ask you	
ASL	
ASL	
asl-sem-prag-pd 29	
asl-sem-prag-pd 42	
asl-sem-prag-pd 45	

# American Sign Language Dictionary

Spoken Word	SignWriting
asleep	
asleep soundly	
assemble	
assembly	
assignment	
assistant	
assistant	
assistant	

# American Sign Language Dictionary

Spoken Word	SignWriting
association	
association	
Assure	
Assyria	
asthma	
astray	
astray	





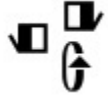
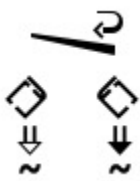
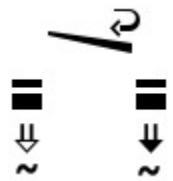


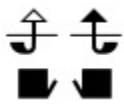
# American Sign Language Dictionary

Spoken Word	SignWriting
astrologer	
astrologer	
astrology	
astronaut	
at	
at	
at	
at	

# American Sign Language Dictionary

Spoken Word	SignWriting
at least	
at symbol	
atherosclerosis	
Atlanta, GA	
Atlanta, Georgia	
Atlanta, Georgia	
atlantic ocean	

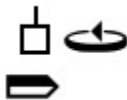








# American Sign Language Dictionary

Spoken Word	SignWriting
ATM	
atmosphere	
atom	
attach bike seat on right	
attach handlebars on right	
attach small object to right	
attach to back of left hand	
attempt	

# American Sign Language Dictionary

Spoken Word	SignWriting
attend	
attend	
attend many places	
attend many places	
attention	
attention	
attention (many people)	
attention above	

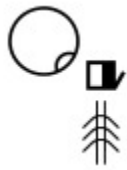
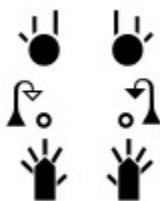

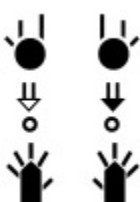




# American Sign Language Dictionary

Spoken Word	SignWriting
attic	
attic	
attitude	
attitude	
attorney	 
attorney	
attractive	
auction	


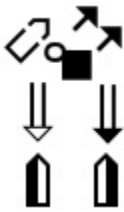





# American Sign Language Dictionary

Spoken Word	SignWriting
audience	
audience	
audiologist	
audiologist	
audiology	
August	
aunt	
aunt	

# American Sign Language Dictionary

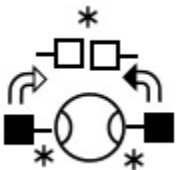
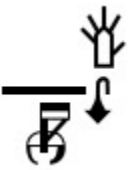
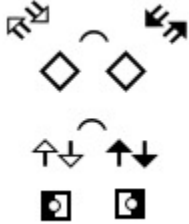

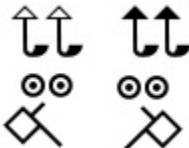

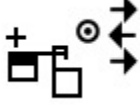
Spoken Word	SignWriting
aunt	
Australia	
Australia	
Australia	
Australian	
Austria	
Austria	
Austria	

# American Sign Language Dictionary

Spoken Word	SignWriting
Austrian	
author	
author	
author	
authority	
autism	
autism	












# American Sign Language Dictionary

Spoken Word	Sign Writing
autism	
autism	
auto	
automatic	
automatic	
automatic	
automatically	








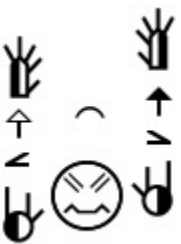
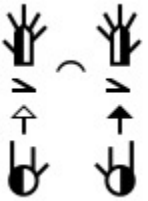
# American Sign Language Dictionary

Spoken Word	SignWriting
automatically	
automatically	
automatically	
automobile	
automobile	
automobile	
automobile	
Autotroph	

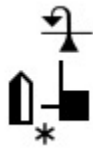

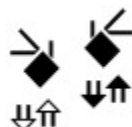




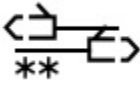
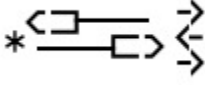
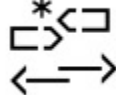
# American Sign Language Dictionary

Spoken Word	SignWriting
autumn	
ave	
average	
average	
average	
average (in-between)	
avoid	
aw	
aw	

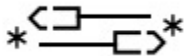
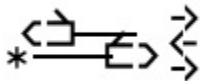



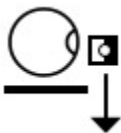

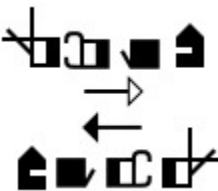

# American Sign Language Dictionary

Spoken Word	SignWriting
awaken slowly	
awareness	
away	
away	
away	
awesome	
awesome	
awful	
awful	

# American Sign Language Dictionary

Spoken Word	SignWriting
awhile	
awkward	
awkward	
B	
B	
b-shake	
BA	
baby	
baby	
baby	


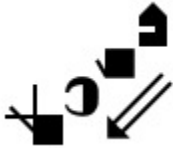

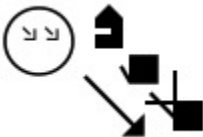

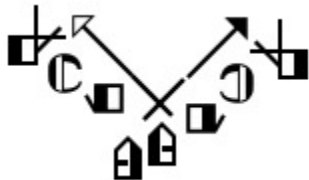
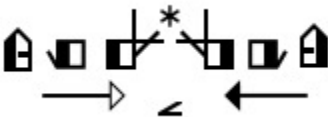

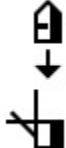
# American Sign Language Dictionary

Spoken Word	SignWriting
baby	
baby	
baby	
babyish	
bachelor	
back	
back	
back	
back and forth	

# American Sign Language Dictionary


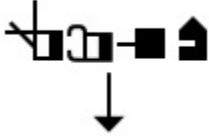






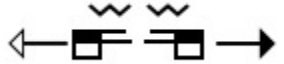
Spoken Word	SignWriting
back and forth	The SignWriting symbol for 'back and forth' consists of a circle with two upward-curving lines inside, representing a face or a specific hand shape. Below this circle is a small square, and at the bottom are three arrows: one pointing up, one pointing down, and one pointing up, indicating a reciprocal or alternating motion.

# American Sign Language Dictionary


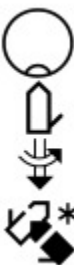

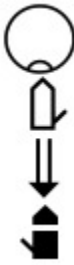

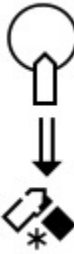
Spoken Word	SignWriting
back and forth	
back direction	
back direction	
back direction	
back in time	
back lexicalized	
back lexicalized	
back of body	
back to me	



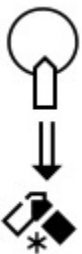
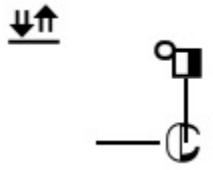
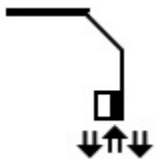
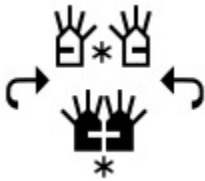



# American Sign Language Dictionary

Spoken Word	SignWriting
back to you	
back toward signer	
back-and-forth	
background	
backpacking	
backstab	
backup	
bacon	
bacon	

# American Sign Language Dictionary

Spoken Word	SignWriting
bad	
bad	
bad	
bad	
bad	
bad	






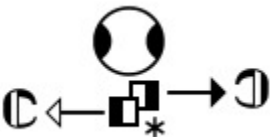


# American Sign Language Dictionary

Spoken Word	SignWriting
bad	
bad sign	
bag	
Bagel	
baggage claim	
baggy clothing	
bake	







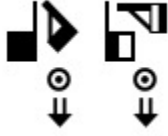


# American Sign Language Dictionary

Spoken Word	SignWriting
bake	
baking pan	
balance	
balance	
balance	
balance	
balance	
balance	
bald	
bald	


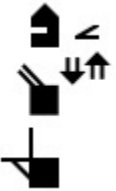
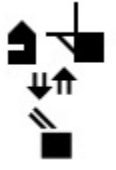
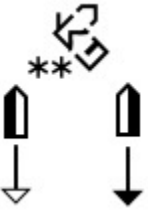




# American Sign Language Dictionary

Spoken Word	SignWriting
bald	
bald	
bald	
ball	
ballet	
ballet	
balloon	
balloon	
balloon	

# American Sign Language Dictionary

Spoken Word	SignWriting
balloon	
ballot	
baloney	
Baltimore, Maryland	
Baltimore, Maryland	
banana	
banana	
band aid	
Bangladesh	

# American Sign Language Dictionary

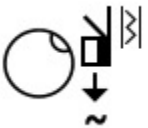

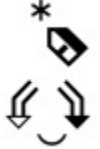
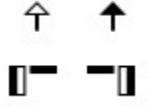


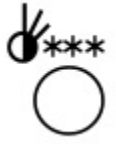

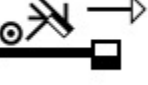
Spoken Word	SignWriting
bangs hairstyle	
bank	
bank	
banker	
banner	
banter	
baptist	
baptize	

# American Sign Language Dictionary





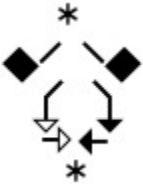





Spoken Word	SignWriting
baptize	
bar	
bar	
bar	
Barack Obama	
Barack Obama	
Barack Obama	
Barack Obama	
barbeque	
barber	








# American Sign Language Dictionary

Spoken Word	Sign Writing
barber	
bareheaded	
barn	
barn free jews	
baron	
baron	
baron	
baroness	
barren	





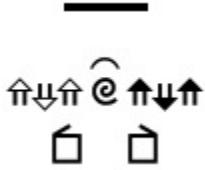
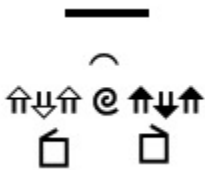

# American Sign Language Dictionary

Spoken Word	SignWriting
barrier	
baseball	
baseball	
baseball-bat	
baseball-plate	
basement	
basement	
bashful	
basic	
basic	

# American Sign Language Dictionary

Spoken Word	SignWriting
basically	
basket	
basket	
basket	
basketball	

# American Sign Language Dictionary

Spoken Word	Sign Writing
basketball	
basketball	
bastard	
bat	
bath	
bath	
bath	









# American Sign Language Dictionary

Spoken Word	SignWriting
bath	<p>The sign for 'bath' is composed of two parts. The first part features a horizontal line above a central '@' symbol, flanked by two square boxes. Below these are three upward-pointing arrows. The second part shows two hands, each with a thumb pointing up and index finger pointing down, positioned above two circular arrows that indicate a clockwise motion.</p>
bathe	<p>The sign for 'bathe' is composed of two parts. The first part features a horizontal line above a central '@' symbol, flanked by two square boxes. Below these are three upward-pointing arrows. The second part shows two hands, each with a thumb pointing up and index finger pointing down, positioned above two circular arrows that indicate a clockwise motion.</p>
bathrobe	<p>The sign for 'bathrobe' is composed of two parts. The first part features a horizontal line above a central '@' symbol, flanked by two square boxes. Below these are three upward-pointing arrows. The second part shows two hands, each with a thumb pointing up and index finger pointing down, positioned above two circular arrows that indicate a clockwise motion.</p>
bathroom	<p>The sign for 'bathroom' is composed of two parts. The first part features a horizontal line above a central '@' symbol, flanked by two square boxes. Below these are three upward-pointing arrows. The second part shows two hands, each with a thumb pointing up and index finger pointing down, positioned above two circular arrows that indicate a clockwise motion.</p>
bathroom	<p>The sign for 'bathroom' is composed of two parts. The first part features a horizontal line above a central '@' symbol, flanked by two square boxes. Below these are three upward-pointing arrows. The second part shows two hands, each with a thumb pointing up and index finger pointing down, positioned above two circular arrows that indicate a clockwise motion.</p>
battery	<p>The sign for 'battery' is composed of two parts. The first part features a horizontal line above a central '@' symbol, flanked by two square boxes. Below these are three upward-pointing arrows. The second part shows two hands, each with a thumb pointing up and index finger pointing down, positioned above two circular arrows that indicate a clockwise motion.</p>
battle	<p>The sign for 'battle' is composed of two parts. The first part features a horizontal line above a central '@' symbol, flanked by two square boxes. Below these are three upward-pointing arrows. The second part shows two hands, each with a thumb pointing up and index finger pointing down, positioned above two circular arrows that indicate a clockwise motion.</p>



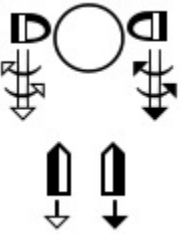



# American Sign Language Dictionary

Spoken Word	SignWriting
bawl	The sign for 'bawl' is represented by a sequence of symbols: a hand with fingers spread, an asterisk, another hand with fingers spread, two upward arrows, a square, and a square with an asterisk.
bbb	The sign for 'bbb' is represented by a circle, a small square, and a downward arrow with a dot in the center.
be	The sign for 'be' is represented by a circle, a small square with an asterisk, and an upward arrow.
be	The sign for 'be' is represented by a circle, a small square with an asterisk, and an upward arrow.
be	The sign for 'be' is represented by a curved arrow pointing left and a small square.
beach	The sign for 'beach' is represented by a wavy line, a hand with fingers spread, a circle with a dot in the center, and a downward arrow.
beach	The sign for 'beach' is represented by a hand with fingers spread, a downward arrow, and a small square.
beam	The sign for 'beam' is represented by a double-headed arrow, a circle with a dot in the center, and a rightward arrow.
bean	The sign for 'bean' is represented by a hand with fingers spread, an asterisk, a circle with a dot in the center, and a small square.

# American Sign Language Dictionary







Spoken Word	SignWriting
beans	 A sequence of symbols: a small circle with two dots above it, a square with a diagonal line, a diamond, and an arrow pointing up and to the right.
beans	 A sequence of symbols: a square with a diagonal line, a double-headed arrow, a square with a horizontal line and a star above it, a square with a horizontal line, a double-headed arrow, and a square with a diagonal line.
beans	 A sequence of symbols: a diamond, a square with a diagonal line, a circle with a dot inside, and an arrow pointing up and to the right.
bear	 A sequence of symbols: a circle with a smiling mouth, two hands with fingers spread, and two dots above each hand.
bear	 A sequence of symbols: a circle with a smiling mouth, two hands with fingers spread, and two dots above each hand.
bear	 A sequence of symbols: two hands with fingers spread, and two dots above each hand.
beard	 A sequence of symbols: a circle, two hands with fingers spread, and two dots above each hand.
beard	 A sequence of symbols: a circle, a star, a circle with a dot inside, and an arrow pointing up and to the right.

# American Sign Language Dictionary





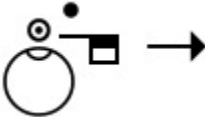

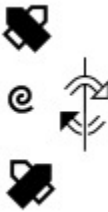

Spoken Word	Sign Writing
bears	
beat	
beautician	
beautiful	
beautiful	
beautiful	








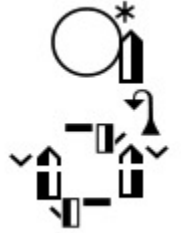
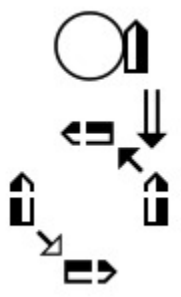

# American Sign Language Dictionary

Spoken Word	SignWriting
beautiful	 <p>The SignWriting for 'beautiful' in this row consists of three parts. The top part shows two curved arrows, one pointing up and to the left, and the other pointing up and to the right. Below these is a circle with two hands on either side, palms facing each other. The bottom part shows two hands, one with a small square on the palm and the other with a small square on the back, both pointing towards each other. Below this is a circle containing the letters 'A' and 'B', with two hands on either side, palms facing each other.</p>
beautiful	 <p>The SignWriting for 'beautiful' in this row consists of a single part. It shows a circle with a hand on the left side, palm facing the circle, and a hand on the right side, palm facing the circle. Below the circle is a small square with a tilde (~) symbol.</p>
beautiful	 <p>The SignWriting for 'beautiful' in this row consists of a single part. It shows a circle with a hand on the left side, palm facing the circle, and a hand on the right side, palm facing the circle. Below the circle is a small square with a tilde (~) symbol.</p>
beautiful	 <p>The SignWriting for 'beautiful' in this row consists of a single part. It shows a circle with a hand on the left side, palm facing the circle, and a hand on the right side, palm facing the circle. Below the circle is a small square with a tilde (~) symbol.</p>
beauty	 <p>The SignWriting for 'beauty' in this row consists of a single part. It shows a circle with a hand on the left side, palm facing the circle, and a hand on the right side, palm facing the circle. Below the circle is a small square with a tilde (~) symbol.</p>
beauty	 <p>The SignWriting for 'beauty' in this row consists of two parts. The top part shows a circle with a hand on the left side, palm facing the circle, and a hand on the right side, palm facing the circle. Below the circle is a small square with a tilde (~) symbol.</p>




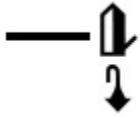
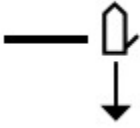
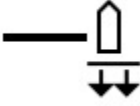
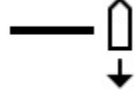

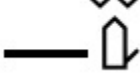
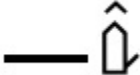
# American Sign Language Dictionary

Spoken Word	SignWriting
beauty	 The sign for 'beauty' is written with a large circle at the top. Inside the circle, there is a small 'A' handshape. Below the circle, there is a small 'B' handshape. To the right of the circle, there is a small 'C' handshape. Below the 'C' handshape, there is a small 'D' handshape.
beauty	 The sign for 'beauty' is written with a large circle at the top. Inside the circle, there is a small 'A' handshape. Below the circle, there is a small 'B' handshape. To the right of the circle, there is a small 'C' handshape. Below the 'C' handshape, there is a small 'D' handshape.
beaver	 The sign for 'beaver' is written with a large circle at the top. Inside the circle, there is a small 'A' handshape. Below the circle, there is a small 'B' handshape. To the right of the circle, there is a small 'C' handshape. Below the 'C' handshape, there is a small 'D' handshape.
because	 The sign for 'because' is written with a large circle at the top. Inside the circle, there is a small 'A' handshape. Below the circle, there is a small 'B' handshape. To the right of the circle, there is a small 'C' handshape. Below the 'C' handshape, there is a small 'D' handshape.
Because	 The sign for 'Because' is written with a large circle at the top. Inside the circle, there is a small 'A' handshape. Below the circle, there is a small 'B' handshape. To the right of the circle, there is a small 'C' handshape. Below the 'C' handshape, there is a small 'D' handshape.
become	 The sign for 'become' is written with a large circle at the top. Inside the circle, there is a small 'A' handshape. Below the circle, there is a small 'B' handshape. To the right of the circle, there is a small 'C' handshape. Below the 'C' handshape, there is a small 'D' handshape.
become	 The sign for 'become' is written with a large circle at the top. Inside the circle, there is a small 'A' handshape. Below the circle, there is a small 'B' handshape. To the right of the circle, there is a small 'C' handshape. Below the 'C' handshape, there is a small 'D' handshape.
bed	 The sign for 'bed' is written with a large circle at the top. Inside the circle, there is a small 'A' handshape. Below the circle, there is a small 'B' handshape. To the right of the circle, there is a small 'C' handshape. Below the 'C' handshape, there is a small 'D' handshape.






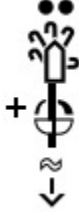

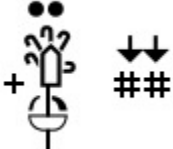

# American Sign Language Dictionary

Spoken Word	SignWriting
bed	
bed	
bed	
bed-left	
bed-right	
bedroom	
bedroom	
bee	




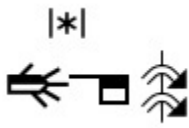


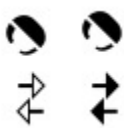


# American Sign Language Dictionary

Spoken Word	SignWriting
beef	
beer	
before	
before	
before	
before	
before	
before	
before	
before	










# American Sign Language Dictionary

Spoken Word	SignWriting
before	
before	
before	
before	
beg	
beg	
beg	
beg	
beg	

# American Sign Language Dictionary

Spoken Word	SignWriting
begin	
Begin / Start	
Begin / Start	
Begin / Start	
beginning	
beginning	
behave	
behave	
behavior	

# American Sign Language Dictionary







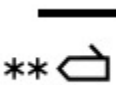

Spoken Word	SignWriting
behavior	
behind	
behind	
belch	
Belgian	
Belgian	
Belgium	
Belgium	
Belgium	

# American Sign Language Dictionary






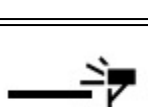


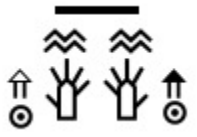
Spoken Word	SignWriting
belief	The SignWriting symbol for 'belief' consists of a circle with a small 'e' inside, a small 'b' to the right, and a small 'f' below. A small asterisk is at the top right, and a small '#' is at the bottom right.
believe	The SignWriting symbol for 'believe' consists of a circle with a small 'e' inside, a small 'b' to the right, and a small 'v' below. A small asterisk is at the top right, and a small '+' is at the bottom right.
believe	The SignWriting symbol for 'believe' consists of a circle with a small 'e' inside, a small 'b' to the right, and a small 'v' below. A small asterisk is at the top right, and a small '+' is at the bottom right.
believe	The SignWriting symbol for 'believe' consists of a circle with a small 'e' inside, a small 'b' to the right, and a small 'v' below. A small asterisk is at the top right, and a small '+' is at the bottom right.



# American Sign Language Dictionary

Spoken Word	SignWriting
believe	
believe that	
believe that	
bell	
bell	
Belle	
belly	
belong	






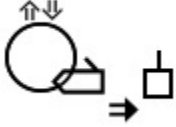



# American Sign Language Dictionary

Spoken Word	SignWriting
belong-to-God	
below	
belt	
benefit	
benefit	
benefit	
benefit	
Berkeley, California	
Bernie Sanders	



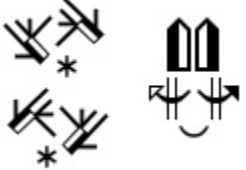



# American Sign Language Dictionary

Spoken Word	SignWriting
berry	The sign for 'berry' is composed of two parts. The first part shows a hand with fingers spread, palm facing left, with a '+' sign below it. The second part shows a hand with fingers spread, palm facing right, with a '+' sign above it.
beseech	The sign for 'beseech' is composed of two parts. The first part shows a hand with fingers spread, palm facing left, with a '+' sign below it. The second part shows a hand with fingers spread, palm facing right, with a '+' sign above it.
best	The sign for 'best' is composed of two parts. The first part shows a hand with fingers spread, palm facing left, with a '+' sign below it. The second part shows a hand with fingers spread, palm facing right, with a '+' sign above it.
best	The sign for 'best' is composed of two parts. The first part shows a hand with fingers spread, palm facing left, with a '+' sign below it. The second part shows a hand with fingers spread, palm facing right, with a '+' sign above it.
best	The sign for 'best' is composed of two parts. The first part shows a hand with fingers spread, palm facing left, with a '+' sign below it. The second part shows a hand with fingers spread, palm facing right, with a '+' sign above it.
Best-friend	The sign for 'Best-friend' is composed of two parts. The first part shows a hand with fingers spread, palm facing left, with a '+' sign below it. The second part shows a hand with fingers spread, palm facing right, with a '+' sign above it.
Best-friend	The sign for 'Best-friend' is composed of two parts. The first part shows a hand with fingers spread, palm facing left, with a '+' sign below it. The second part shows a hand with fingers spread, palm facing right, with a '+' sign above it.
Beta	The sign for 'Beta' is composed of two parts. The first part shows a hand with fingers spread, palm facing left, with a '+' sign below it. The second part shows a hand with fingers spread, palm facing right, with a '+' sign above it.
Beth	The sign for 'Beth' is composed of two parts. The first part shows a hand with fingers spread, palm facing left, with a '+' sign below it. The second part shows a hand with fingers spread, palm facing right, with a '+' sign above it.

# American Sign Language Dictionary

Spoken Word	SignWriting
Bethel	
Bethel	
betray	
better	
better	
better	
better-yesno	
between	
between	

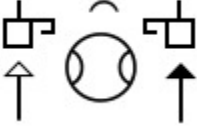
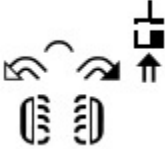







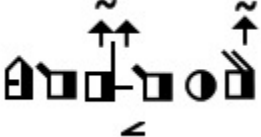
# American Sign Language Dictionary

Spoken Word	SignWriting
beverage	
biannual	
Bible	
Bible	
Bible	
Bible	

# American Sign Language Dictionary

Spoken Word	SignWriting
biblical	<p>The SignWriting for 'biblical' consists of four stacked symbols. The first symbol is a vertical rectangle with a small circle on the left and a downward arrow on the right. The second symbol is a vertical rectangle with a small circle on the left and an upward arrow on the right. The third symbol is a vertical rectangle with a small circle on the left and a downward arrow on the right. The fourth symbol is a vertical rectangle with a small circle on the left and a downward arrow on the right.</p>
bicycle	<p>The SignWriting for 'bicycle' consists of two stacked symbols. The first symbol is a vertical rectangle with a small circle on the left and a downward arrow on the right. The second symbol is a vertical rectangle with a small circle on the left and a downward arrow on the right.</p>
big	<p>The SignWriting for 'big' consists of two stacked symbols. The first symbol is a vertical rectangle with a small circle on the left and a downward arrow on the right. The second symbol is a vertical rectangle with a small circle on the left and a downward arrow on the right.</p>
big	<p>The SignWriting for 'big' consists of two stacked symbols. The first symbol is a vertical rectangle with a small circle on the left and a downward arrow on the right. The second symbol is a vertical rectangle with a small circle on the left and a downward arrow on the right.</p>
big	<p>The SignWriting for 'big' consists of two stacked symbols. The first symbol is a vertical rectangle with a small circle on the left and a downward arrow on the right. The second symbol is a vertical rectangle with a small circle on the left and a downward arrow on the right.</p>
big	<p>The SignWriting for 'big' consists of two stacked symbols. The first symbol is a vertical rectangle with a small circle on the left and a downward arrow on the right. The second symbol is a vertical rectangle with a small circle on the left and a downward arrow on the right.</p>
big belly	<p>The SignWriting for 'big belly' consists of two stacked symbols. The first symbol is a vertical rectangle with a small circle on the left and a downward arrow on the right. The second symbol is a vertical rectangle with a small circle on the left and a downward arrow on the right.</p>

# American Sign Language Dictionary

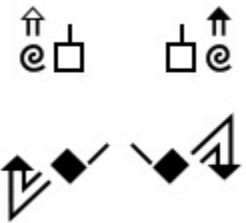





Spoken Word	SignWriting
big headed	
bigger	
bike	
bike	
bill	
billiards	
billiards	
billiards	
billion	
billion lexicalized	

# American Sign Language Dictionary

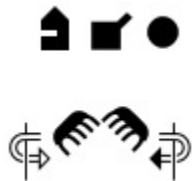
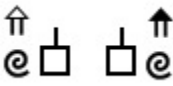



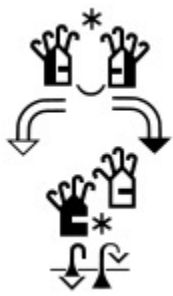

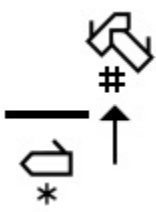
Spoken Word	SignWriting
billion lexicalized	The sign is composed of several elements: a house-like shape, a square, a vertical line with a tilde (~) above it, another square, a circle, and a final shape resembling a stylized 'L' or a small house.
bimonthly	The sign consists of a square, a circle, and three arrows pointing up, down, up, and then down.
binary	The sign features a vertical line with a square on top, a square in the middle, and a vertical line with a square on the bottom.
binder	The sign includes a central square with a vertical line through it, a star below it, and a final shape resembling a hand or a stylized 'L'.
Bingham	The sign is a vertical sequence of shapes: a square, a square, a square, a square, a square, a square, and a square.
binocular	The sign shows a central circle with two lines extending from it, each ending in a square, and a final shape resembling a hand or a stylized 'L'.
Binoculars	The sign consists of a circle with two lines extending from it, each ending in a square.




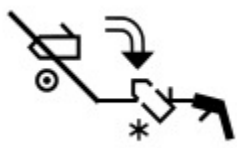
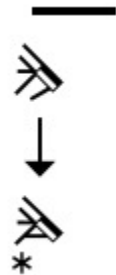


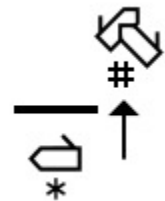
# American Sign Language Dictionary

Spoken Word	SignWriting
biodiversity	
biography	
biography	
biology	
biome	
biosphere	





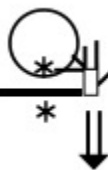


# American Sign Language Dictionary

Spoken Word	SignWriting
biosphere	
biotic	
bird	
bird	
bird	
birdcage	
birth	
birth	





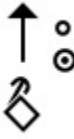
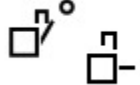


# American Sign Language Dictionary

Spoken Word	SignWriting
birth	
BIRTHDAY	
BIRTHDAY	
birthday	
birthday	
birthday	


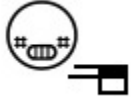
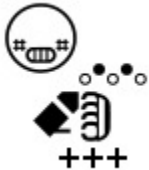






# American Sign Language Dictionary

Spoken Word	SignWriting
birthday	
birthday	
birthday	
birthday	
Birthday	
biscuit	
bishop	


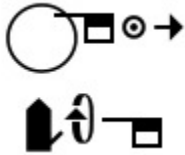




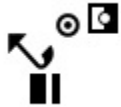
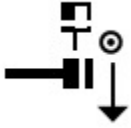

# American Sign Language Dictionary

Spoken Word	SignWriting
bishop	
bishop	
bison	
bit	
bit	
bit	
bitch	
bite	


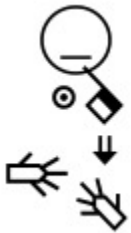

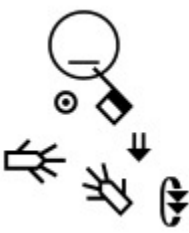
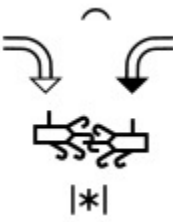

# American Sign Language Dictionary

Spoken Word	Sign Writing
bite	
bite	
bite a person repeatedly	
biting	
bitter	
bitter	
black	
black	
black	

# American Sign Language Dictionary

Spoken Word	SignWriting
black	
black hole	
black-name	
blackjack	
blame	
blame	
blame	
blame myself	
blank	

# American Sign Language Dictionary






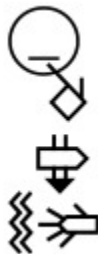


Spoken Word	SignWriting
blanket	
bleed	
bleed	
bleeding	
blend	
bless	





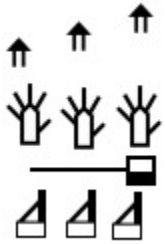




# American Sign Language Dictionary

Spoken Word	SignWriting
bless	
bless	
bless	
bless	
blessedness	
blessing	
blessing	







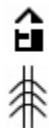


# American Sign Language Dictionary

Spoken Word	SignWriting
blind	
blind	
block	
blog	
blond	
blood	
blood-pressure	
bloody arm	


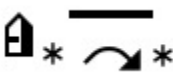








# American Sign Language Dictionary

Spoken Word	Sign Writing
bloody nose	
bloom	
bloom (many flowers)	
blouse	
blouse	
blow	
blow bubbles	




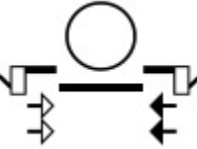
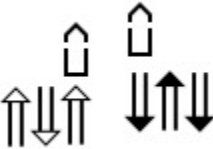
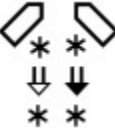


# American Sign Language Dictionary

Spoken Word	Sign Writing
blow out	
blow-at	
blow-away	
blue	
blue	
blue	
blue	
blunt	
blush	








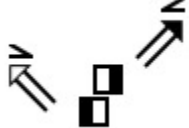

# American Sign Language Dictionary

Spoken Word	SignWriting
blush	
board	
boast	
boast	
boat	
boat	
boat	
boat	
boat	
boat	










# American Sign Language Dictionary

Spoken Word	SignWriting
boat moving fast	
boat turn around	
boat turn around	
bob hairstyle	
bobbled	
body	
body jerk	
body odor	

# American Sign Language Dictionary

Spoken Word	SignWriting
body shift	
body-shape	
boil	
Boise	
Bolivia	
Bolivia	
bologna	
bomb	
bombdiggetty	

# American Sign Language Dictionary










Spoken Word	SignWriting
bone	
bone	
boo	
book	
book	
book	
book	
book	
book	



# American Sign Language Dictionary

Spoken Word	SignWriting
book	
BOOK	
BOOK2	
booklet	
booklet	
booklet	
booklet	
books	
bookshelf	





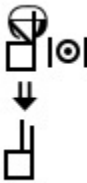
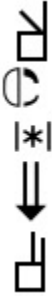
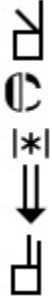
# American Sign Language Dictionary

Spoken Word	SignWriting
Boots	
boots	
boots	
bore	
bore	
bored	
boring	
boring	
boring	

# American Sign Language Dictionary

Spoken Word	SignWriting
born	
born	
born	
born	
born	
borrow	
borrow	
borrow-from-me	



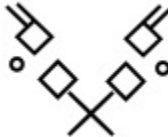

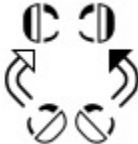
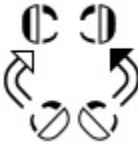
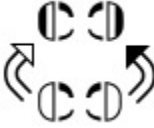


# American Sign Language Dictionary

Spoken Word	SignWriting
boss	
Boston, Massachusetts	
Boston, Massachusetts	
Boston, Massachusetts	
both	
both	
both	









# American Sign Language Dictionary

Spoken Word	SignWriting
both	
both-of-us	
both-of-us	
bother	
bother-me	
bottle	
bottle	
bottle	

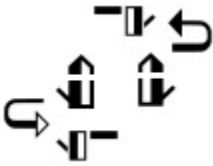





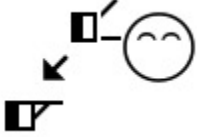


# American Sign Language Dictionary

Spoken Word	SignWriting
bottom	
bounce check	
bow	
bow-down	
bowl	
bowl	
bowl	
bowl	
bowling	

# American Sign Language Dictionary

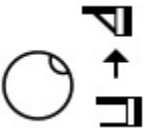


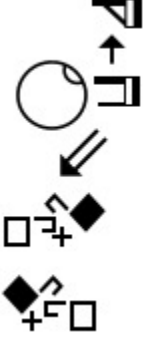


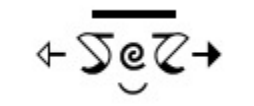
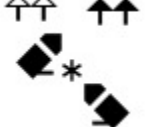
Spoken Word	SignWriting
bowling	
bowling	
bowling	
bowling	
bowling	
bowtie	
box	
box	

# American Sign Language Dictionary


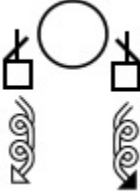
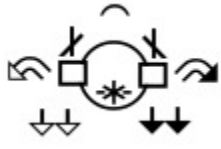




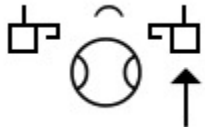
Spoken Word	SignWriting
box	
boxing	
boy	
boy	
boy	
boy	
boy	
boy	
boy	



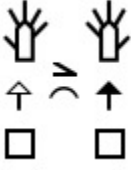
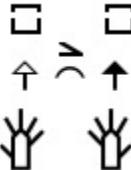







# American Sign Language Dictionary

Spoken Word	SignWriting
boy	
boy - left hand	
boy-left-hand	
boyfriend	
bra	
bra	
bra	
Brace	


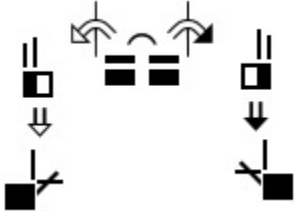
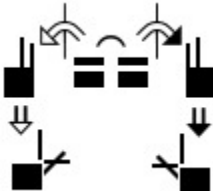



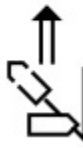

# American Sign Language Dictionary

Spoken Word	SignWriting
braid one's hair	
braiding one's hair	
braids	
braids	
brain	
brains	
brains	
brake	
brat	

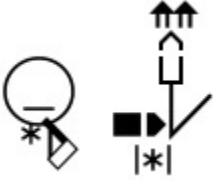

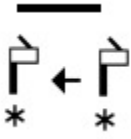

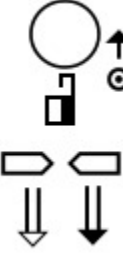
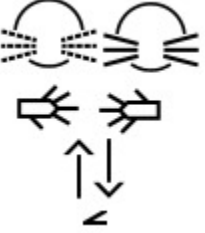
# American Sign Language Dictionary

Spoken Word	SignWriting
brave	
brave	
brave	
Brazil	
bread	
bread	
bread	
break	
break	

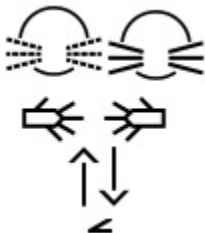


# American Sign Language Dictionary

Spoken Word	SignWriting
break	
break up	
break up	
breakdown	
breakfast	
breakfast	 
breakfast	

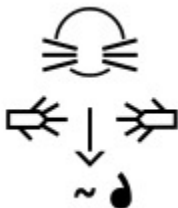
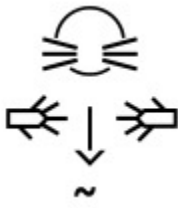




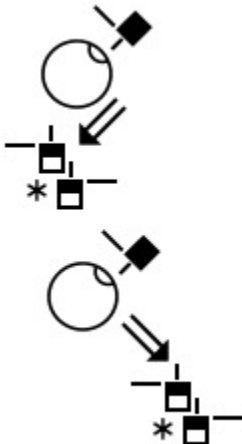
# American Sign Language Dictionary

Spoken Word	SignWriting
breakfast	
breakfast	
breast	
breastfeed	
breastplate	
breath	

# American Sign Language Dictionary

Spoken Word	SignWriting
breath	
breath	
breath	

# American Sign Language Dictionary





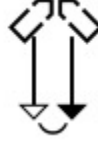

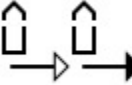
Spoken Word	SignWriting
breath-in	
breath-in	
breathing mask	
breed	
breeze	
breif	
brethren	

# American Sign Language Dictionary

Spoken Word	SignWriting
brick	The sign for 'brick' is composed of a circle at the top, a small square below it, and a downward arrow. Below this is a horizontal line with a star on the left and a star on the right. In the center of this line is a small square with a star above it. Arrows point outwards from the stars.
bride	The sign for 'bride' is composed of two hands, each with fingers spread, positioned on either side of a circle. Below the circle is a small square with a star above it. Arrows point outwards from the stars.
bridge	The sign for 'bridge' is composed of a horizontal line with a star on the left and a star on the right. Below this line is a small square with a star above it. Arrows point outwards from the stars.
brief	The sign for 'brief' is composed of two hands, each with fingers spread, positioned on either side of a circle. Below the circle is a small square with a star above it. Arrows point outwards from the stars.
bright	The sign for 'bright' is composed of a circle at the top, a small square below it, and a downward arrow. Below this is a horizontal line with a star on the left and a star on the right. In the center of this line is a small square with a star above it. Arrows point outwards from the stars.
bright	The sign for 'bright' is composed of a circle at the top, a small square below it, and a downward arrow. Below this is a horizontal line with a star on the left and a star on the right. In the center of this line is a small square with a star above it. Arrows point outwards from the stars.
bright	The sign for 'bright' is composed of a circle at the top, a small square below it, and a downward arrow. Below this is a horizontal line with a star on the left and a star on the right. In the center of this line is a small square with a star above it. Arrows point outwards from the stars.












# American Sign Language Dictionary

Spoken Word	SignWriting
bright-	
bright--	
bright-person	
bright-person	
bring	
bring	
bring (right)	

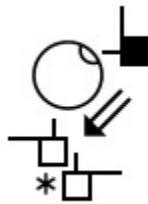


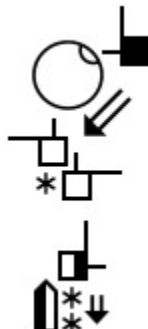
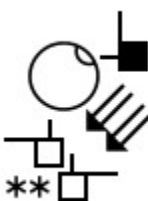

# American Sign Language Dictionary

Spoken Word	SignWriting
bring here	
bring-l	
bring-r	
bring-up	
broad	
broad	
brochure	
brochure	
broke	









# American Sign Language Dictionary

Spoken Word	SignWriting
BROKE	
broke	
broke	
BROKE (no money)	
Broke (No Money)	
brooch	
Brooklyn	
broom	
brother	

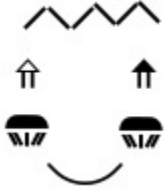
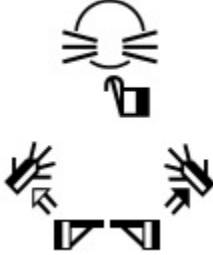





# American Sign Language Dictionary

Spoken Word	SignWriting
brother	 The SignWriting symbol for 'brother' consists of a circle with a small square on its upper right edge. An arrow points from the circle down to a horizontal line. Below this line is a small square with a vertical line extending downwards from its center. To the left of this vertical line is an asterisk (*).
brother	 The SignWriting symbol for 'brother' is identical to the one in the first row.
brother	 The SignWriting symbol for 'brother' is identical to the one in the first row.
brother-in-law	 The SignWriting symbol for 'brother-in-law' consists of two parts. The top part is identical to the 'brother' symbol. The bottom part is a small square with a vertical line extending downwards from its center. To the left of this vertical line are three asterisks (***) and an arrow pointing downwards.
brothers	 The SignWriting symbol for 'brothers' consists of a circle with a small square on its upper right edge. An arrow points from the circle down to a horizontal line. Below this line is a small square with a vertical line extending downwards from its center. To the left of this vertical line are two asterisks (**).
brown	 The SignWriting symbol for 'brown' consists of a circle with a small square on its upper right edge. An arrow points from the circle down to a horizontal line. Below this line is a small square with a vertical line extending downwards from its center. To the left of this vertical line is a small circle with a dot in the center, and an arrow pointing downwards.




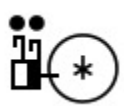
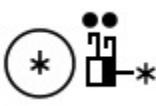
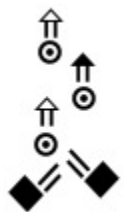


# American Sign Language Dictionary

Spoken Word	Sign Writing
brown	
brown	
brown	
brown	
brown	
browse	
brush	
brush-hair	

# American Sign Language Dictionary

Spoken Word	SignWriting
Bubble	
bubbles	
buck teeth	
bucket	
bucket	
Buddha	
Buffalo	

# American Sign Language Dictionary






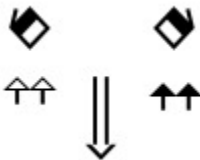



Spoken Word	Sign Writing
buffalo	
buffalo	
buffalo	
bug	
bug	
build	
build	
building	

# American Sign Language Dictionary




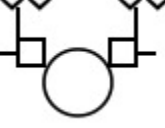



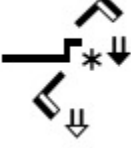
Spoken Word	SignWriting
building	The sign is composed of a building icon (a rectangle with a chimney) positioned above a hand icon (a hand with fingers spread).
building	The sign is composed of a building icon (a rectangle with a chimney) positioned above a hand icon (a hand with fingers spread).
building	The sign is composed of a building icon (a rectangle with a chimney) positioned above a hand icon (a hand with fingers spread).
building there	The sign is composed of a building icon (a rectangle with a chimney) positioned above a hand icon (a hand with fingers spread).
buildings	The sign is composed of a building icon (a rectangle with a chimney) positioned above a hand icon (a hand with fingers spread).
Bulgaria	The sign is composed of a building icon (a rectangle with a chimney) positioned above a hand icon (a hand with fingers spread).
Bulgarian	The sign is composed of a building icon (a rectangle with a chimney) positioned above a hand icon (a hand with fingers spread).



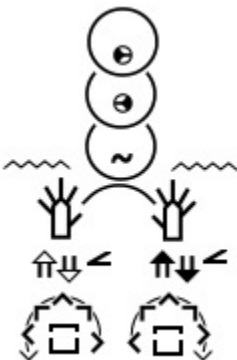




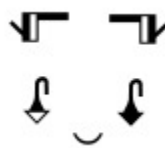
# American Sign Language Dictionary

Spoken Word	SignWriting
bull	
bull	
bull	
bull	
bull	
bulletin board	
bump	
bump-on-hand	
bumpy	



# American Sign Language Dictionary

Spoken Word	Sign Writing
bungee jumping	
bunny	
bunny	
bunny	
bunny	
Burbank, California	
burden	
burden	


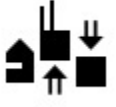






# American Sign Language Dictionary

Spoken Word	SignWriting
burn up	
burn up	
burning	
burning	
burrito	
bury	

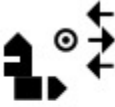

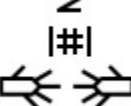



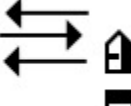




# American Sign Language Dictionary

Spoken Word	SignWriting
bus	 The SignWriting symbol for the first sign of 'bus'. It consists of a vertical line with a small 'u' shape at the top, a small 'b' shape in the middle, and a small 's' shape at the bottom.
bus	 The SignWriting symbol for the second sign of 'bus'. It consists of two vertical lines, each with a small 'u' shape at the top, a small 'b' shape in the middle, and a small 's' shape at the bottom. Below the lines are two asterisks (**).










# American Sign Language Dictionary

Spoken Word	Sign Writing
bus	
bus	
bushes	
bushes	
business	
business	
business	
businessman	

# American Sign Language Dictionary

Spoken Word	SignWriting
businessman	 
busted	
busy	
busy	
busy	
Busy	
but	 
but	
but	

# American Sign Language Dictionary

Spoken Word	SignWriting
but2	
butter	
butter	
butter	
butterfly	
butterfly	
butterfly	
butterfly-landing	
buttons	

# American Sign Language Dictionary

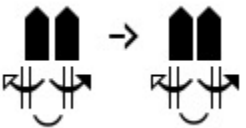








Spoken Word	SignWriting
buttons	
buttons	
buy	
buy	
buying	
buzz	
by	
by	
By the way	
bye	
bye	






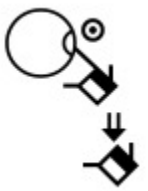

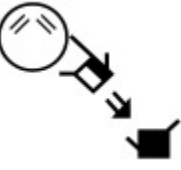
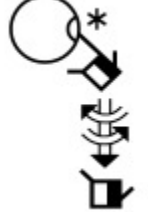

# American Sign Language Dictionary

Spoken Word	SignWriting
Byron	
C	
C	
cab	
cabaleireiro	
cabana	
cabbage	
cabinet	
cabinet	









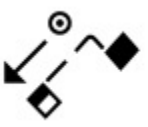
# American Sign Language Dictionary

Spoken Word	SignWriting
cabinet	
cactus	
cafeteria	
cafeteria	
cage	
cage	
cake	
cake	
Calculator	





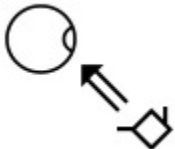


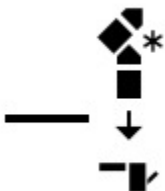
# American Sign Language Dictionary

Spoken Word	SignWriting
calculus	
Caldwell, Idaho	
calendar	
California	
California	
California	
California	
California	








# American Sign Language Dictionary

Spoken Word	SignWriting
California	
California	
call	
call	
call	
call	
call	
call	
call	





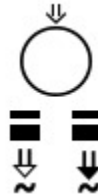


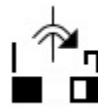


# American Sign Language Dictionary

Spoken Word	SignWriting
call	
call	
call	
call	
call me	
call-me-to-another	
call-to-me	
call-upon-God	




# American Sign Language Dictionary

Spoken Word	SignWriting
called	
calm	
calm	
calm	
calm	
Cambodia	
camel	

# American Sign Language Dictionary










Spoken Word	SignWriting
camera	
camera	
camp	
camping	
can	
can	
can't	
can't	
Canada	
Canada	

# American Sign Language Dictionary

Spoken Word	SignWriting
Canada	
Canada	
Canadian	



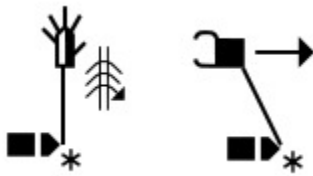
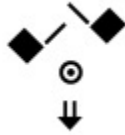
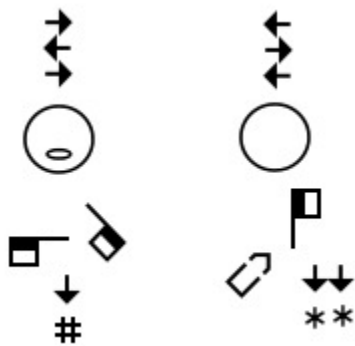


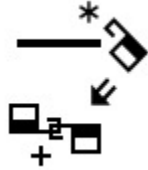

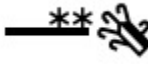
# American Sign Language Dictionary

Spoken Word	Sign Writing
cancel	
cancer	
candid	
candle	
candle burning	
candle burning	
candy	
candy	
candy	








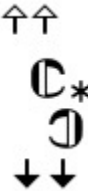

# American Sign Language Dictionary

Spoken Word	SignWriting
cane	The sign for 'cane' is represented by a small square, a diagonal line, and a curved arrow pointing downwards and to the right.
cannons	The sign for 'cannons' is represented by a small square, an upward arrow, a downward arrow, and another upward arrow.
cannons	The sign for 'cannons' is represented by a small square, an upward arrow, a downward arrow, and another upward arrow, with a small curved line below the downward arrow.
cannot	The sign for 'cannot' is represented by a small square, a circle with a dot inside, and a downward arrow.
cannot	The sign for 'cannot' is represented by a small square, a circle with a dot inside, a plus sign, and a downward arrow.
canoe	The sign for 'canoe' is represented by a diamond shape, a curved arrow, and another curved arrow.
canoe	The sign for 'canoe' is represented by a horizontal line, a small square, and a curved arrow.

# American Sign Language Dictionary

Spoken Word	SignWriting
canopy	
cant	
cant afford	
cantor	
cap	
cape	
captain	
captain	






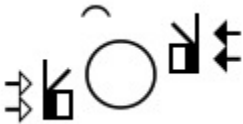


# American Sign Language Dictionary

Spoken Word	SignWriting
captain	
captions	
captions	
capture	
car	
car	
car	
car	
car	






# American Sign Language Dictionary

Spoken Word	SignWriting
car	
car	
car	
car	
car turn around	
car turn right	
card	
card playing	
care	

# American Sign Language Dictionary

Spoken Word	SignWriting
care	
care-self	
career	
careful	
careless	
careless	
careless	
cari turn around	

# American Sign Language Dictionary




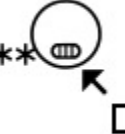

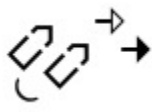
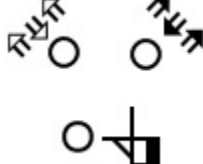
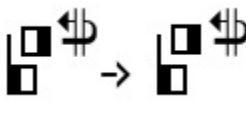

Spoken Word	SignWriting
Carmen Miranda	 The SignWriting for 'Carmen Miranda' consists of a sequence of symbols: a closed eye, a hand with fingers spread, a horizontal line with an arrow pointing right, a hand with fingers spread, a horizontal line with an arrow pointing right, a closed eye, a horizontal line with an arrow pointing right, a hand with fingers spread, a horizontal line with an arrow pointing right, and a hand with fingers spread.
Carmen-Miranda	 The SignWriting for 'Carmen-Miranda' is identical to the one for 'Carmen Miranda', consisting of a sequence of symbols: a closed eye, a hand with fingers spread, a horizontal line with an arrow pointing right, a hand with fingers spread, a horizontal line with an arrow pointing right, a closed eye, a horizontal line with an arrow pointing right, a hand with fingers spread, a horizontal line with an arrow pointing right, and a hand with fingers spread.
carnival	 The SignWriting for 'carnival' consists of two symbols: a hand with fingers spread and a hand with fingers spread.
carnival	 The SignWriting for 'carnival' consists of two symbols: a hand with fingers spread and a hand with fingers spread.
carnival	 The SignWriting for 'carnival' consists of two symbols: a hand with fingers spread and a hand with fingers spread.

# American Sign Language Dictionary


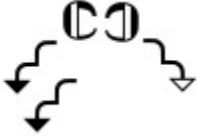
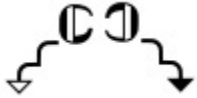


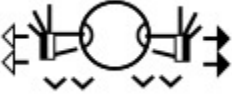



Spoken Word	SignWriting
carnival midway	The sign for 'carnival midway' is composed of three parts: a small square with a horizontal line, two asterisks above two vertical lines, and two upward-pointing arrows.
carol	The sign for 'carol' is composed of two parts: a hand with fingers spread and a small square, and a hand with fingers spread and a small square.
carosel	The sign for 'carosel' is composed of two parts: a hand with fingers spread and a small square, and a hand with fingers spread and a small square.
carousel	The sign for 'carousel' is composed of two parts: a hand with fingers spread and a small square, and a hand with fingers spread and a small square.
carousel horse	The sign for 'carousel horse' is composed of two parts: a hand with fingers spread and a small square, and a hand with fingers spread and a small square.
carpenter	The sign for 'carpenter' is composed of two parts: a hand with fingers spread and a small square, and a hand with fingers spread and a small square.
Carrie Fisher	








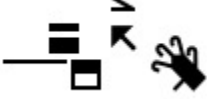
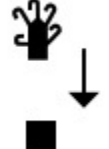

# American Sign Language Dictionary

Spoken Word	SignWriting
carrot	
carrot	
carrot	
carrot	
carry	
carry-on	
cars ok	
cases	
cash register	


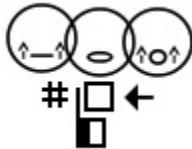

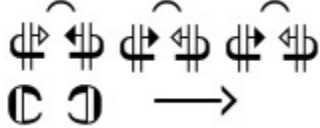

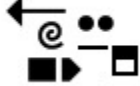



# American Sign Language Dictionary

Spoken Word	SignWriting
cassette tape	
castle	
castle	
casual sex	
casually	
cat	
cat	
cat	
cat	

# American Sign Language Dictionary

Spoken Word	SignWriting
cat	
catalina	
catalogue	
cataract	
catch	
catch	
catch	
catch	







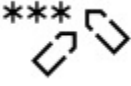

# American Sign Language Dictionary

Spoken Word	SignWriting
catch	
catch an illness	
catch-up	
categories	
category	
caterpillar	
Catholic	
Catholic	
Catholic	









# American Sign Language Dictionary

Spoken Word	SignWriting
catholic	The SignWriting symbol for 'catholic' consists of a circle with a vertical line through its center. Above the circle is a horizontal line with a downward-pointing arrow. To the right of the circle is a small square with a horizontal line extending from its left side.
Cats-Meow	The SignWriting symbol for 'Cats-Meow' features a central circle with a horizontal line through its center. Above the circle is a horizontal line with a downward-pointing arrow. To the left of the circle is a small square with a horizontal line extending from its left side. The entire symbol is surrounded by several asterisks.
cattle	The SignWriting symbol for 'cattle' consists of a circle with a vertical line through its center. Above the circle is a horizontal line with a downward-pointing arrow. To the right of the circle is a small square with a horizontal line extending from its left side.




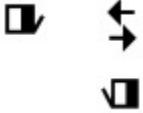






# American Sign Language Dictionary

Spoken Word	SignWriting
cattle	
cattle	
cattle	
cattle	
caucasian	
cause	
caution	
cave	

# American Sign Language Dictionary


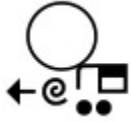


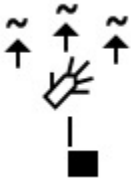




Spoken Word	SignWriting
cave	
cease	
ceiling	
ceiling	
celebrate	
celebrate	
celebrate	
celebration	

# American Sign Language Dictionary

Spoken Word	SignWriting
celebration	
Cell	
cellar	
cello	
Cemetary	
cent	
center	
center	
central	
central	



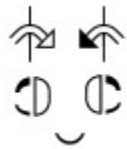






# American Sign Language Dictionary

Spoken Word	SignWriting
cereal	
cereal	
cereal	
cereal	
certain	
Chaeismatic	
chain	
chair	
chair	








# American Sign Language Dictionary

Spoken Word	SignWriting
chair	The sign for 'chair' is formed by two diamond shapes, each with a double horizontal line through its center. These diamonds are positioned diagonally, one above the other, with two asterisks (**) above the upper diamond. Below the lower diamond, there are two downward-pointing arrows.
chairperson	The sign for 'chairperson' consists of a horizontal line on the left, followed by a diamond shape with a double horizontal line through its center. To the right of the diamond is a stylized hand symbol, and below the diamond are two asterisks (**).
chairperson	The sign for 'chairperson' consists of a horizontal line on the left, followed by a diamond shape with a double horizontal line through its center. To the right of the diamond is a stylized hand symbol, and below the diamond are two asterisks (**).
chairperson	The sign for 'chairperson' is formed by two diamond shapes, each with a double horizontal line through its center. These diamonds are positioned diagonally, one above the other, with a plus sign (+) above the upper diamond. Below the lower diamond, there are two downward-pointing arrows.
chalk	The sign for 'chalk' is formed by two diamond shapes, each with a double horizontal line through its center. These diamonds are positioned diagonally, one above the other, with a plus sign (+) above the upper diamond. Below the lower diamond, there are two downward-pointing arrows.
challenge	The sign for 'challenge' consists of two diamond shapes, each with a double horizontal line through its center. These diamonds are positioned diagonally, one above the other, with a plus sign (+) above the upper diamond. Below the lower diamond, there are two downward-pointing arrows.
champagne	The sign for 'champagne' consists of two diamond shapes, each with a double horizontal line through its center. These diamonds are positioned diagonally, one above the other, with a plus sign (+) above the upper diamond. Below the lower diamond, there are two downward-pointing arrows.
champagne	The sign for 'champagne' consists of two diamond shapes, each with a double horizontal line through its center. These diamonds are positioned diagonally, one above the other, with a plus sign (+) above the upper diamond. Below the lower diamond, there are two downward-pointing arrows.
champagne	The sign for 'champagne' consists of two diamond shapes, each with a double horizontal line through its center. These diamonds are positioned diagonally, one above the other, with a plus sign (+) above the upper diamond. Below the lower diamond, there are two downward-pointing arrows.

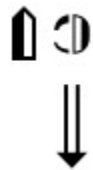







# American Sign Language Dictionary

Spoken Word	SignWriting
chance	 The sign is composed of four parts: two hands with index fingers pointing up and thumbs pointing out, palms facing each other; two hands with index fingers pointing up and thumbs pointing out, palms facing each other; and a small curved line below the hands.
chance	 The sign is composed of three parts: a hand with index finger pointing up and thumb pointing out, palm facing left; a hand with index finger pointing up and thumb pointing out, palm facing right; and a small circle with a dot in the center.
Chanel	 The sign is a vertical sequence of five parts: a hand with index finger pointing up and thumb pointing out, palm facing left; a hand with index finger pointing up and thumb pointing out, palm facing right; a hand with index finger pointing up and thumb pointing out, palm facing left; a hand with index finger pointing up and thumb pointing out, palm facing right; and a small horizontal line at the bottom.
change	 The sign is composed of three parts: a hand with index finger pointing up and thumb pointing out, palm facing left; a hand with index finger pointing up and thumb pointing out, palm facing right; and a small circle with a dot in the center.
change	 The sign is composed of two parts: a hand with index finger pointing up and thumb pointing out, palm facing left; and a small circle with a dot in the center.
change	 The sign is composed of three parts: a hand with index finger pointing up and thumb pointing out, palm facing left; a hand with index finger pointing up and thumb pointing out, palm facing right; and a small circle with a dot in the center.
change	 The sign is composed of two parts: a hand with index finger pointing up and thumb pointing out, palm facing left; and a small circle with a dot in the center.

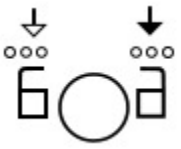
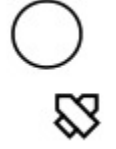


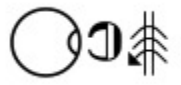
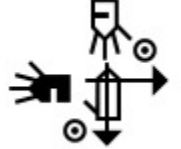
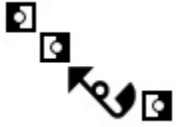
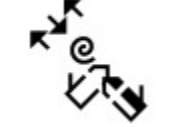
# American Sign Language Dictionary

Spoken Word	SignWriting
change	 The sign is composed of three parts: a hand with fingers curled and thumb up, a hand with fingers spread and thumb down, and a hand with fingers spread and thumb down.
change	 The sign is composed of three parts: a hand with fingers spread and thumb down, a hand with fingers spread and thumb down, and a hand with fingers spread and thumb down.
change in balance	 The sign is composed of three parts: a hand with fingers spread and thumb down, a hand with fingers spread and thumb down, and a hand with fingers spread and thumb down.
chant	 The sign is composed of three parts: a hand with fingers spread and thumb down, a hand with fingers spread and thumb down, and a hand with fingers spread and thumb down.
chaos	 The sign is composed of three parts: a hand with fingers spread and thumb down, a hand with fingers spread and thumb down, and a hand with fingers spread and thumb down.
chaos	 The sign is composed of three parts: a hand with fingers spread and thumb down, a hand with fingers spread and thumb down, and a hand with fingers spread and thumb down.
chapstick	 The sign is composed of three parts: a hand with fingers spread and thumb down, a hand with fingers spread and thumb down, and a hand with fingers spread and thumb down.



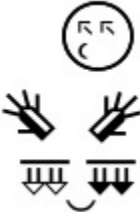





# American Sign Language Dictionary

Spoken Word	SignWriting
Chapter	
chapter	
character	
character looking in the distance	
character shift left coyote	
character shift right	
charge	
Chargers	


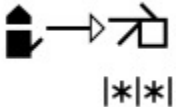


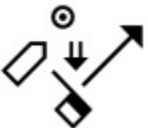
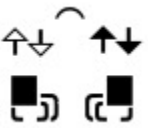

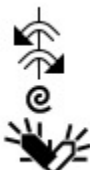
# American Sign Language Dictionary

Spoken Word	SignWriting
Chargers	
charity	
charity	
charity	
Charles	
chart	
chase	
chat	

# American Sign Language Dictionary







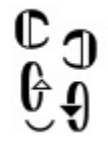

Spoken Word	Sign Writing
chat	
chat	
chat-left	
cheap	
cheap	
cheap	
cheat	
cheat	

# American Sign Language Dictionary



Spoken Word	SignWriting
cheat	
cheat	
Check	
check	
check	
checkers	
checking	
cheese	









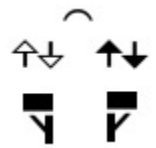
# American Sign Language Dictionary

Spoken Word	SignWriting
cheese	 The sign for 'cheese' is composed of two parts. The top part is a vertical line with a downward arrow, a horizontal line, and a rightward arrow. The bottom part is a hand with fingers spread, a horizontal line, and a rightward arrow.
cheese	 The sign for 'cheese' is composed of two parts. The top part is a vertical line with a downward arrow, a horizontal line, and a rightward arrow. The bottom part is a hand with fingers spread, a horizontal line, and a rightward arrow.
Cheesecake	 The sign for 'Cheesecake' is composed of two parts. The left part is a hand with fingers spread, a horizontal line, and a rightward arrow. The right part is a hand with fingers spread, a horizontal line, and a rightward arrow.
Cheetah	 The sign for 'Cheetah' is composed of two parts. The top part is a circle with a horizontal line through it. The bottom part is a hand with fingers spread, a horizontal line, and a rightward arrow.
chemist	 The sign for 'chemist' is composed of two parts. The top part is a hand with fingers spread, a horizontal line, and a rightward arrow. The bottom part is a hand with fingers spread, a horizontal line, and a rightward arrow.
chemist	 The sign for 'chemist' is composed of two parts. The top part is a hand with fingers spread, a horizontal line, and a rightward arrow. The bottom part is a hand with fingers spread, a horizontal line, and a rightward arrow.
chemistry	 The sign for 'chemistry' is composed of two parts. The top part is a hand with fingers spread, a horizontal line, and a rightward arrow. The bottom part is a hand with fingers spread, a horizontal line, and a rightward arrow.
chemistry	 The sign for 'chemistry' is composed of two parts. The top part is a hand with fingers spread, a horizontal line, and a rightward arrow. The bottom part is a hand with fingers spread, a horizontal line, and a rightward arrow.









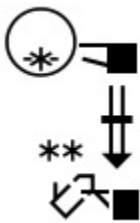

# American Sign Language Dictionary

Spoken Word	SignWriting
Chemistry	 The SignWriting for 'Chemistry' consists of two diamond-shaped handshapes at the top. Below each handshape is a circular movement arrow. The left arrow points clockwise, and the right arrow points counter-clockwise. A small curved line is positioned between the two circular arrows.
chemotherapy	 The SignWriting for 'chemotherapy' features a horizontal line above a handshape with fingers spread. Below the handshape is an asterisk symbol.



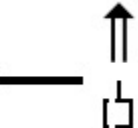


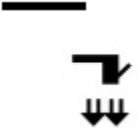




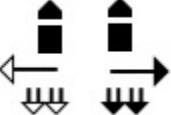
# American Sign Language Dictionary

Spoken Word	SignWriting
Cherie Wren	
cherish	
cherish	
cherish	
cherry	
cherry	
chess	


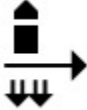
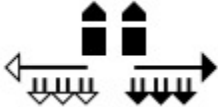




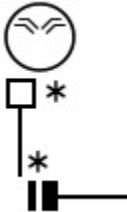
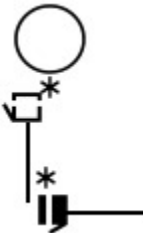
# American Sign Language Dictionary

Spoken Word	SignWriting
chestnut	
chewing	
chewing	
chewing	
chicago	
Chicago, Illinois	
Chicago, Illinois	
chicken	
chicken	
chicken	

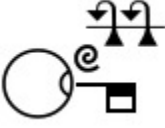

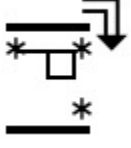

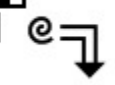
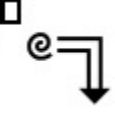
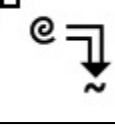

# American Sign Language Dictionary

Spoken Word	SignWriting
chicken (coward)	
chief	
chief	
chihuahua	
child	
child	
child	
child (left hand)	
child (right hand)	
children	
children	

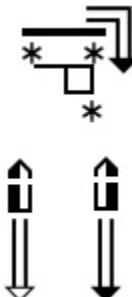








# American Sign Language Dictionary

Spoken Word	SignWriting
children	
children	
children	
children	
chilly	
chin	
chin	
chin on hand	
chin resting on hand	

# American Sign Language Dictionary








Spoken Word	SignWriting
China	
China	
China	
china	
china	
china	
Chinese	
Chinese	

# American Sign Language Dictionary

Spoken Word	SignWriting
Chinese	
chips	
chocolate	
chocolate	
choices	
choices	
choke	
cholesterol	
choose	



# American Sign Language Dictionary

Spoken Word	SignWriting
choose	
choose	
chop	
chop	
chores	
Christ	
Christ-2	



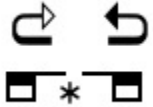


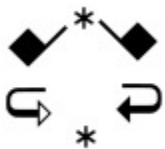




# American Sign Language Dictionary

Spoken Word	SignWriting
Christian	
Christian	
Christmas	
Christmas	
chrysalis	
chubby	
chubby	



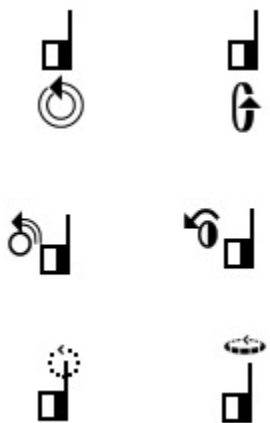



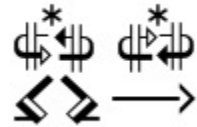
# American Sign Language Dictionary

Spoken Word	SignWriting
chug	
church	
church	
church	
church	
church	
cigarette	
cigarette	
Cilicia	







# American Sign Language Dictionary

Spoken Word	SignWriting
Cinderella	
cinza	
circle	
circle	
circle	
circle	
circle	
circle	
circle forward left hand	
Circle K	






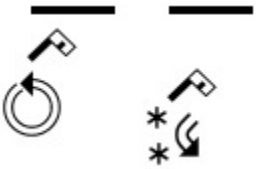


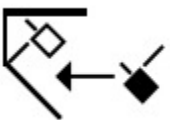
# American Sign Language Dictionary

Spoken Word	SignWriting
circle up and forward	
circles1	
Circular Movement	
circus	
city	
city	
city	

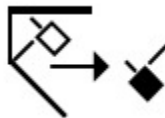



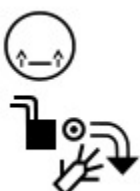
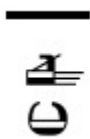



# American Sign Language Dictionary

Spoken Word	SignWriting
city	
city	
city	
city	
cl-1	
cl-1	

# American Sign Language Dictionary




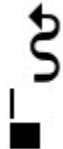
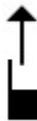
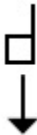


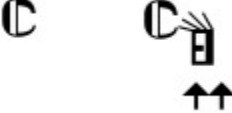
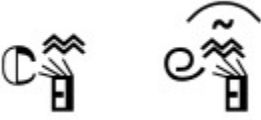
Spoken Word	SignWriting
cl-1	
cl-1 dropping	
cl-2	
cl-blood-flow	
cl-blood-flow	
cl-breast-exam-lump	
CL-C-POSSESSIVE	
cl-draw-blood-arm	
cl-draw-blood-arm-share	

# American Sign Language Dictionary

Spoken Word	SignWriting
cl-draw-blood-arm-share	
cl-draw-blood-hand	
cl-eye-tension	
CL-FF	
cl-going-each-person	
cl-growth	
cl-insert-hole-middle	
cl-insert-to-hole	
cl-list-next	



# American Sign Language Dictionary

Spoken Word	SignWriting
cl-list-throw	
cl-list-throw-four	
cl-modV-left	
cl-move	
cl-person walking forward	
cl-person walking toward	
cl-person-move	
cl-picture-breast	
cl-pipe-flow	
cl-pipe-slow-flow	

# American Sign Language Dictionary

Spoken Word	SignWriting
cl-spouse-dead	
cl-spread	
CL-tall-narrow-pole	
CL-tall-vertical-pole	
cl-thin	
cl-throw-face	
cl-throw-face	
cl-throw-in-mouth	


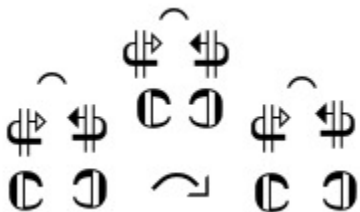
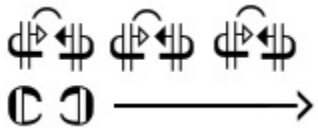



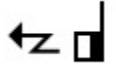
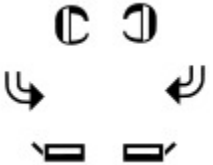
# American Sign Language Dictionary

Spoken Word	SignWriting
cl-tub	
cl-tube	
cl-wall (left)	
CL1	
cl:3 moving	
Clam	
clap	
clap	
class	
class	

# American Sign Language Dictionary

Spoken Word	SignWriting
class	
class	
class	
class	
classes	
classes	
classes	


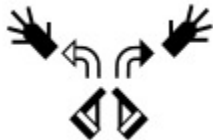
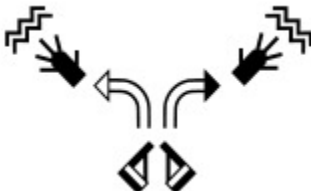

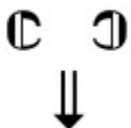
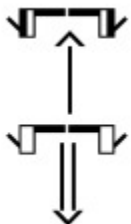

# American Sign Language Dictionary

Spoken Word	SignWriting
classes	
classes	
classes	
classical	
classifier	
classifier (linguistic)	
classifier walk zigzag to left	
classify	

# American Sign Language Dictionary

Spoken Word	SignWriting
classroom	The sign for 'classroom' is composed of two parts. The first part consists of two handshapes: the left hand is a 'C' shape with the thumb pointing up, and the right hand is a 'C' shape with the thumb pointing down. The second part consists of two handshapes: the left hand is a 'C' shape with the thumb pointing up, and the right hand is a 'C' shape with the thumb pointing down, with a small arrow pointing from the right hand to the left hand.
claw classifier	The sign for 'claw classifier' is a single handshape: a 'C' shape with the thumb pointing up, and a small arrow pointing from the thumb down.
claw comparison	The sign for 'claw comparison' is composed of two parts. The first part consists of two handshapes: the left hand is a 'C' shape with the thumb pointing up, and the right hand is a 'C' shape with the thumb pointing down. The second part consists of two handshapes: the left hand is a 'C' shape with the thumb pointing up, and the right hand is a 'C' shape with the thumb pointing down, with a small arrow pointing from the right hand to the left hand.
clean	The sign for 'clean' is a single handshape: a 'C' shape with the thumb pointing up, and a small arrow pointing from the thumb down.
clean repeatedly	The sign for 'clean repeatedly' is composed of two parts. The first part consists of two handshapes: the left hand is a 'C' shape with the thumb pointing up, and the right hand is a 'C' shape with the thumb pointing down. The second part consists of two handshapes: the left hand is a 'C' shape with the thumb pointing up, and the right hand is a 'C' shape with the thumb pointing down, with a small arrow pointing from the right hand to the left hand.

# American Sign Language Dictionary

Spoken Word	SignWriting
clean-over-time	
clear	
clear	
click	
client	
cliff edge	
climate	

# American Sign Language Dictionary

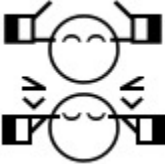

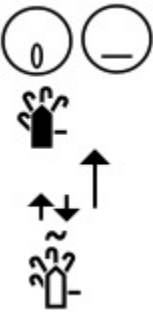




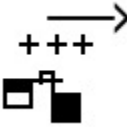
Spoken Word	SignWriting
climax	
climb	
climb	
clinic	
Clinton	
clock	
clock	



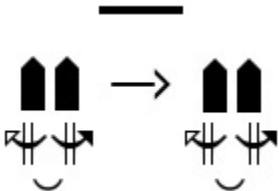
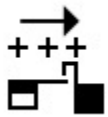

# American Sign Language Dictionary

Spoken Word	SignWriting
clock	<p>The SignWriting symbol for 'clock' consists of two parts. The top part shows two stylized clock faces, each with a tilde (~) above it, connected by a horizontal line. The bottom part shows a hand with a horizontal line above it, a vertical line with an asterisk (*) to its left, and a small square below it.</p>
clock	<p>The SignWriting symbol for 'clock' consists of two parts. The top part shows a hand with a horizontal line above it, a vertical line with an asterisk (*) to its left, and a small square below it. The bottom part shows two stylized clock faces, each with a tilde (~) above it, connected by a horizontal line.</p>
clock	<p>The SignWriting symbol for 'clock' consists of two parts. The top part shows a hand with a horizontal line above it, a vertical line with an asterisk (*) to its left, and a small square below it. The bottom part shows two stylized clock faces, each with a tilde (~) above it, connected by a horizontal line.</p>
close	<p>The SignWriting symbol for 'close' consists of two parts. The top part shows two stylized clock faces, each with a tilde (~) above it, connected by a horizontal line. The bottom part shows a hand with a horizontal line above it, a vertical line with an asterisk (*) to its left, and a small square below it.</p>
close book	<p>The SignWriting symbol for 'close book' consists of two parts. The top part shows two stylized clock faces, each with a tilde (~) above it, connected by a horizontal line. The bottom part shows a hand with a horizontal line above it, a vertical line with an asterisk (*) to its left, and a small square below it.</p>
close book	<p>The SignWriting symbol for 'close book' consists of two parts. The top part shows two stylized clock faces, each with a tilde (~) above it, connected by a horizontal line. The bottom part shows a hand with a horizontal line above it, a vertical line with an asterisk (*) to its left, and a small square below it.</p>
close door	<p>The SignWriting symbol for 'close door' consists of two parts. The top part shows two stylized clock faces, each with a tilde (~) above it, connected by a horizontal line. The bottom part shows a hand with a horizontal line above it, a vertical line with an asterisk (*) to its left, and a small square below it.</p>
close door	<p>The SignWriting symbol for 'close door' consists of two parts. The top part shows two stylized clock faces, each with a tilde (~) above it, connected by a horizontal line. The bottom part shows a hand with a horizontal line above it, a vertical line with an asterisk (*) to its left, and a small square below it.</p>
close doors	<p>The SignWriting symbol for 'close doors' consists of two parts. The top part shows two stylized clock faces, each with a tilde (~) above it, connected by a horizontal line. The bottom part shows a hand with a horizontal line above it, a vertical line with an asterisk (*) to its left, and a small square below it.</p>




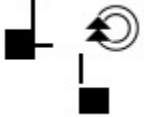


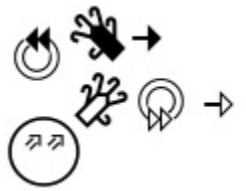
# American Sign Language Dictionary

Spoken Word	SignWriting
close eyes	
close eyes	
close wide open mouth	
close window	
close-window	
close-window	
closet	
closet	

# American Sign Language Dictionary

Spoken Word	SignWriting
closet	
closet	
closing-your-eyes	


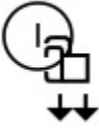








# American Sign Language Dictionary

Spoken Word	SignWriting
cloth	
clothes	
clothes	
clothes dryer	
clothing	
cloud	
cloud	

# American Sign Language Dictionary

Spoken Word	SignWriting
clouds	<p>The sign for 'clouds' is composed of three parts: a top part with two hands, palms facing each other, fingers spread, with a curved line above them; a middle part with two hands, palms facing each other, fingers spread, with a right-pointing arrow between them; and a bottom part with a circle containing two upward-pointing arrows.</p>
clouds	<p>The sign for 'clouds' is composed of three parts: a top part with two hands, palms facing each other, fingers spread, with a curved line above them; a middle part with two hands, palms facing each other, fingers spread, with a right-pointing arrow between them; and a bottom part with a circle containing two upward-pointing arrows.</p>
cloudy	<p>The sign for 'cloudy' is composed of three parts: a top part with a hand, palm facing up, fingers spread, with a curved line above it; a middle part with a hand, palm facing up, fingers spread, with a right-pointing arrow between them; and a bottom part with a circle containing two upward-pointing arrows.</p>
cloudy	<p>The sign for 'cloudy' is composed of three parts: a top part with a hand, palm facing up, fingers spread, with a curved line above it; a middle part with a hand, palm facing up, fingers spread, with a right-pointing arrow between them; and a bottom part with a circle containing two upward-pointing arrows.</p>
clown	<p>The sign for 'clown' is composed of two parts: a top part with a hand, palm facing up, fingers spread, with a curved line above it; and a bottom part with two hands, palms facing each other, fingers spread, with a right-pointing arrow between them.</p>
clown	<p>The sign for 'clown' is composed of two parts: a top part with a hand, palm facing up, fingers spread, with a curved line above it; and a bottom part with two hands, palms facing each other, fingers spread, with a right-pointing arrow between them.</p>











# American Sign Language Dictionary

Spoken Word	SignWriting
clown	
clown	
clown	
club	
club	
club	
coach	
coach	
coarse	
coat	

# American Sign Language Dictionary

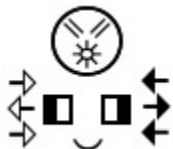








Spoken Word	SignWriting
coat	
cobra	
cochlear implant	
cockroach	
Coco	
coconut	
coconut	
cocount	
Cody	

# American Sign Language Dictionary










Spoken Word	SignWriting
coffee	
coffee	
coffee	
coin	
coins	
coins	
Coke	
Coke	
Coke	
cold	







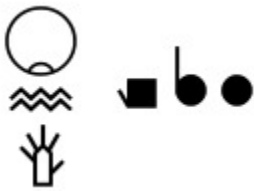
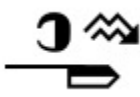


# American Sign Language Dictionary

Spoken Word	SignWriting
cold	 The sign is composed of a circle with a sun-like symbol inside, positioned above two small squares. To the left of the squares is a vertical line with three arrows pointing right, and to the right is a vertical line with three arrows pointing left. A curved line is positioned below the two squares.
cold	 The sign features a circle with an asterisk inside, positioned above a small square. Below the square is a vertical line with three arrows pointing right. To the right of the square is a vertical line with three arrows pointing left.
cold	 The sign consists of a circle with an asterisk inside, positioned above a small square. Below the square is a vertical line with three arrows pointing right. To the right of the square is a vertical line with three arrows pointing left.
collar	 The sign shows a circle above a small square. To the left of the square is a vertical line with three arrows pointing right, and to the right is a vertical line with three arrows pointing left. A curved line is positioned below the square.
collar	 The sign features a circle above a small square. To the left of the square is a vertical line with three arrows pointing right, and to the right is a vertical line with three arrows pointing left. A curved line is positioned below the square.
collect	 The sign is composed of a circle with an asterisk inside, positioned above two small squares. To the left of the squares is a vertical line with three arrows pointing right, and to the right is a vertical line with three arrows pointing left. A curved line is positioned below the two squares.
college	 The sign shows a circle above a small square. To the left of the square is a vertical line with three arrows pointing right, and to the right is a vertical line with three arrows pointing left. A curved line is positioned below the square.
college	 The sign features a circle above a small square. To the left of the square is a vertical line with three arrows pointing right, and to the right is a vertical line with three arrows pointing left. A curved line is positioned below the square.
college	 The sign consists of a circle with an asterisk inside, positioned above two small squares. To the left of the squares is a vertical line with three arrows pointing right, and to the right is a vertical line with three arrows pointing left. A curved line is positioned below the two squares.

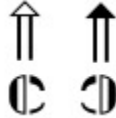
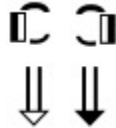


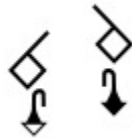

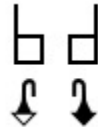
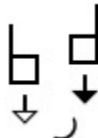

# American Sign Language Dictionary

Spoken Word	SignWriting
Colombia	
Colombia	
Colombia	
colon	
color	
color	
color	
color	
color	

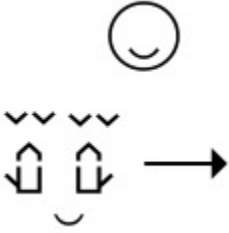

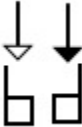
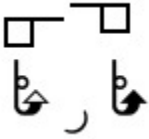
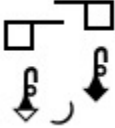
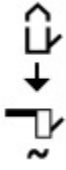
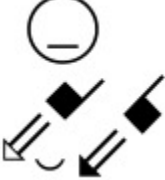
# American Sign Language Dictionary

Spoken Word	SignWriting
Color (LSA)	
Colorado	
Colorado	
Colorado	
Colorado	
Colorado	
colorful	
column	

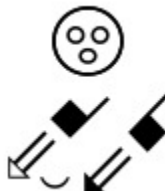

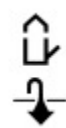
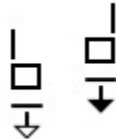



# American Sign Language Dictionary

Spoken Word	SignWriting
column	
column top down	
comb	
come	
come	
come	
come	
come	
come	




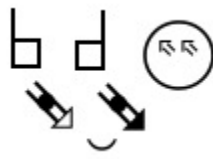





# American Sign Language Dictionary

Spoken Word	SignWriting
come	
come	
come	
come	
come	
come here	
come-	






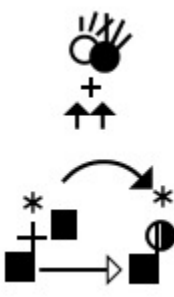

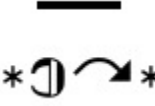

# American Sign Language Dictionary

Spoken Word	SignWriting
come-2	
come-down	
come-here	
come-here	
come-here-boy	
come-on	
comfort	

# American Sign Language Dictionary

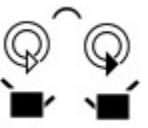

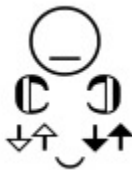
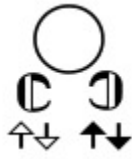
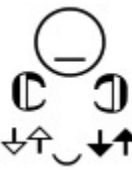


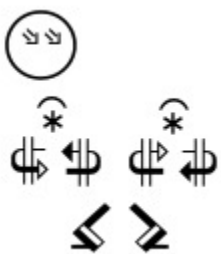
Spoken Word	SignWriting
comfortable	
comfortable	
comic	
coming	
comma	
comma	
comma	
comma	
comma	

# American Sign Language Dictionary

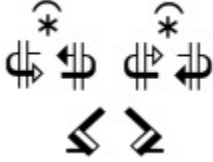







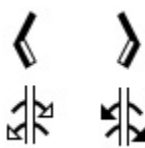
Spoken Word	Sign Writing
command	
command	
commandment	
commandments	
commend	
commensalism	
commercial	
committee	
common	



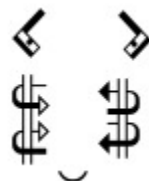
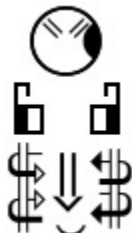


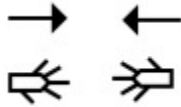
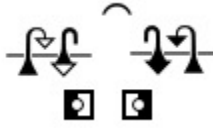
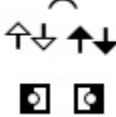

# American Sign Language Dictionary

Spoken Word	Sign Writing
common	
common	
communicate	
communicate	
communication	
communion	
communist	
community	


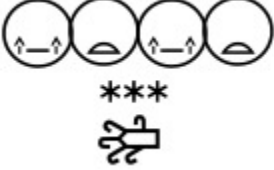

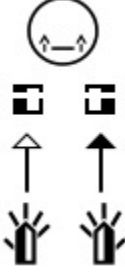
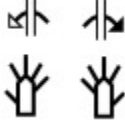

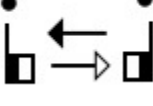
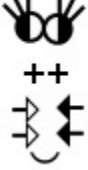
# American Sign Language Dictionary

Spoken Word	Sign Writing
community	
community	
community	
community	
community	
commute	
companion	
company	
compare	








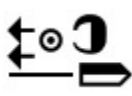

# American Sign Language Dictionary

Spoken Word	Sign Writing
compare	
comparison	
comparison	
compass	
compatible	
compete	
compete	
competent	




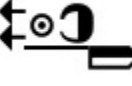






# American Sign Language Dictionary

Spoken Word	Sign Writing
complain	
complaining	
complete	
complete	
complete	
completed	
complex	
compound	









# American Sign Language Dictionary

Spoken Word	Sign Writing
compound	
compromise	
Computechnodigitronic	
Computer	
computer	
computer	
computer	
computer	
computer	

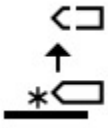

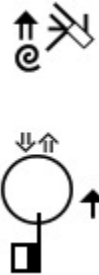





# American Sign Language Dictionary

Spoken Word	Sign Writing
computer	
computer	
computer	
computer	
computer	
computer mouse	
comrade	
concept	
concern	
concise	

# American Sign Language Dictionary




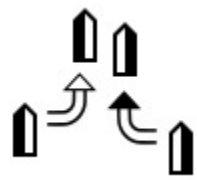
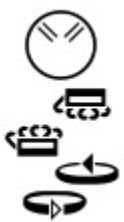


Spoken Word	Sign Writing
condensation	
condition	
condom	
Conduction	
cone	
confederate	
confess	
confess	

# American Sign Language Dictionary

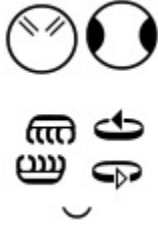


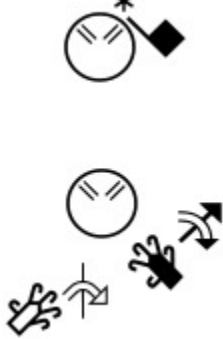

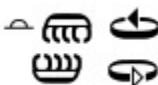

Spoken Word	Sign Writing
confession	
confidence	
confident	
confidential	
confirm	
conflict	
conflict	
conflict	










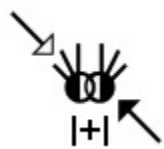
# American Sign Language Dictionary

Spoken Word	Sign Writing
conflict	
conflict	
conflict	
confront	
confused	
Confused	
confused	

# American Sign Language Dictionary

Spoken Word	Sign Writing
confused	
confused	
confused	
confused	
confused	
confusion	
confusion	




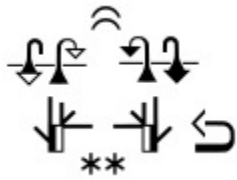





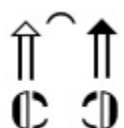

# American Sign Language Dictionary

Spoken Word	Sign Writing
congratulations	
congratulations	
congress	
congress	
congressman	
connect	
connect	
connect	
Connect 4 game	


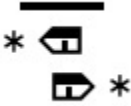




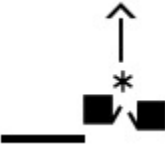


# American Sign Language Dictionary

Spoken Word	SignWriting
connected with	
connected with	
Connecticut	
Connecticut	
conscience	
consider	
consider	
consider	
consideration	
CONSTANCY	

# American Sign Language Dictionary

Spoken Word	SignWriting
constant	
constitution	
constitution	
contact	
contact	
contact	
contact	
contact	
contacts	
container	
container	


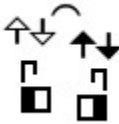

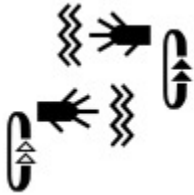

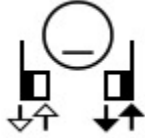
# American Sign Language Dictionary

Spoken Word	SignWriting
contemplation	
contended	
contended	
content	
contented	
continual	
continue	
continue	
continue	

# American Sign Language Dictionary


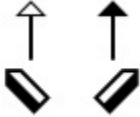
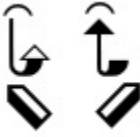




Spoken Word	SignWriting
continue	
continue	
continue	
continue	
continue indefinitely	
continue-indefinitely	
continuous	
continuously-broke	
contract	
contray	

# American Sign Language Dictionary






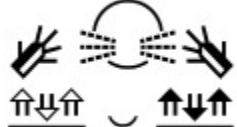


Spoken Word	SignWriting
contribution	
control	
controversy	
convection	
Convection	
conversation	



# American Sign Language Dictionary

Spoken Word	SignWriting
convict	
convince	
convince	
cook	
cook	
cookie	
cookie	


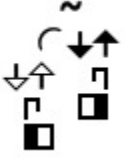

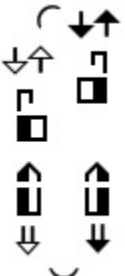


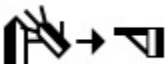
# American Sign Language Dictionary

Spoken Word	SignWriting
cookie	
cookie	
cookie	
cooking	
cool	
cool	
cool	
cool	

# American Sign Language Dictionary

Spoken Word	SignWriting
cool	
cool	
cool	
cool	
cool	
cool	
cool	
cool	
cool	
cool	
cool	
cool	
cool	
cool	
cool	
cool	
cool	
cool	
cool	
cool	
cool	
cool	
cool	
cool	
cool	
cool	
cool	
cool	
cool	
cool	
cool	
cool	
cool	
cool	
cool	
cool	
cool	
cool	
cool	
cool	
cool	
cool	
cool	
cool	
cool	
cool	
cool	
cool	
cool	
cool	
cool	
cool	
cool	
cool	
cool	
cool	
cool	
cool	
cool	
cool	
cool	
cool	
cool	
cool	
cool	
cool	
cool	
cool	
cool	
cool	
cool	
cool	
cool	
cool	
cool	
cool	
cool	
cool	
cool	
cool	
cool	
cool	
cool	
cool	
cool	
cool	
cool	
cool	
cool	
cool	
cool	
cool	
cool	
cool	
cool	
cool	
cool	
cool	
cool	
cool	

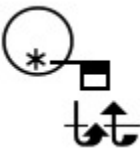

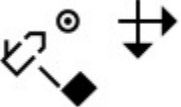







# American Sign Language Dictionary

Spoken Word	SignWriting
coordinated	
coordinator	
coordinator	
coordinator	
coordinator	
cop	
copy	






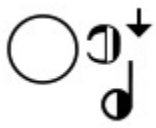


# American Sign Language Dictionary

Spoken Word	SignWriting
copy	
copy	
copy me	
copy you	
copy-me	
copy-me	
corn	









# American Sign Language Dictionary

Spoken Word	SignWriting
corn	
corner	
correct	
correct	
cosmetics	
cost	
couch	 
couch	 

# American Sign Language Dictionary


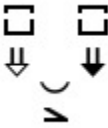
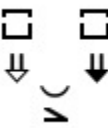
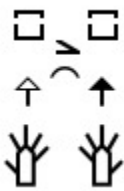





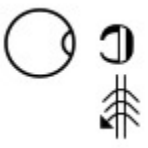
Spoken Word	SignWriting
couch	
cough	
cough	
cough	
cough	
could	
could	
Count	

# American Sign Language Dictionary









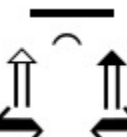
Spoken Word	SignWriting
count	 The sign is formed by a right hand with fingers spread, palm facing left, moving from the forehead down to the chin. A small circle with a dot inside is positioned near the chin.
count	 The sign is formed by a right hand with fingers spread, palm facing left, moving from the forehead down to the chin. A small circle with a dot inside is positioned near the chin.
count	 The sign is formed by a right hand with fingers spread, palm facing left, moving from the forehead down to the chin. A small circle with a dot inside is positioned near the chin.
count	 The sign is formed by a right hand with fingers spread, palm facing left, moving from the forehead down to the chin. A small circle with a dot inside is positioned near the chin.
Countess	 The sign is formed by a right hand with fingers spread, palm facing left, moving from the forehead down to the chin. A small circle with a dot inside is positioned near the chin.
country	 The sign is formed by a right hand with fingers spread, palm facing left, moving from the forehead down to the chin. A small circle with a dot inside is positioned near the chin.
country	 The sign is formed by a right hand with fingers spread, palm facing left, moving from the forehead down to the chin. A small circle with a dot inside is positioned near the chin.
country	 The sign is formed by a right hand with fingers spread, palm facing left, moving from the forehead down to the chin. A small circle with a dot inside is positioned near the chin.



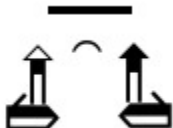







# American Sign Language Dictionary

Spoken Word	SignWriting
country	
courage	
courageous	
courageous	
course	
course	
court	
courteous	
courteous	
cousin	

# American Sign Language Dictionary

Spoken Word	SignWriting
cousin	
cousin	
cousin	
cousin	
cousin-female	
cousin-male	
cousin-male	
cover	
cover	







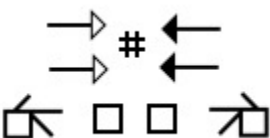

# American Sign Language Dictionary

Spoken Word	SignWriting
cover	
cover-heart	
COW	
COW	
COW	
COW	
COW	
coward	
Coyote	

# American Sign Language Dictionary

Spoken Word	SignWriting
Coyote character licks lips while on motorcycle	A circular face with a tongue sticking out and licking the lips. Below the face is a stylized motorcycle. At the bottom are two small horizontal bars.
coyote character name	A circular face with a tongue sticking out. Below the face is a stylized 'C' shape. At the bottom is a stylized hand with fingers spread.
coyote teeth description	A circular face with a tongue sticking out. Below the face is a stylized hand with fingers spread. At the bottom is a stylized hand with fingers spread.
crab	Two stylized crab legs, one on the left and one on the right.
crab	Two stylized crab legs, one on the left and one on the right.
crab	Two stylized crab legs, one on the left and one on the right.
crab	Two stylized crab legs, one on the left and one on the right.
crab	Two stylized crab legs, one on the left and one on the right.


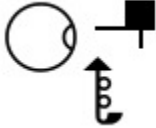

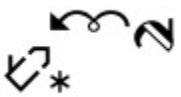

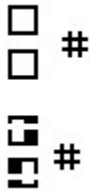


# American Sign Language Dictionary

Spoken Word	Sign Writing
crab	
crack	
cracker	
cracker	
cramps	
crap	
crash	
crash	






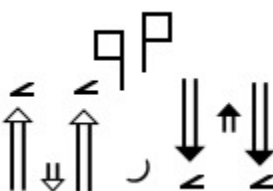
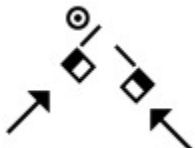

# American Sign Language Dictionary

Spoken Word	SignWriting
crash-sad	
crawl	
crawl-in-bed	
crawling	
Crazy	
crazy	
crazy	
crazy	

# American Sign Language Dictionary

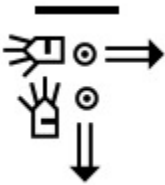



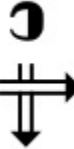


Spoken Word	SignWriting
crazy for	
crazy-L	
cream	
cream	
create	
create	
create	
create	

# American Sign Language Dictionary

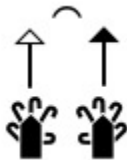





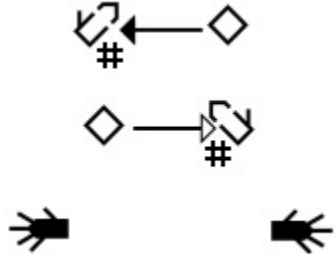
Spoken Word	SignWriting
creativity	
credit card	
credit card	
credit card	
credit card test	
crippled	
crisis	
criticize	





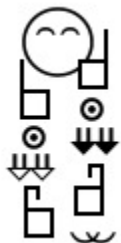

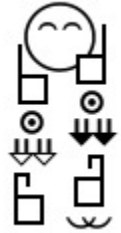
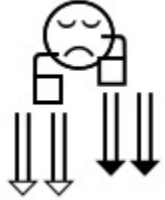

# American Sign Language Dictionary

Spoken Word	SignWriting
Croatia	
crocodile	
crocodile	
Crooked	
cross	
cross-your-heart	
crossroads	




# American Sign Language Dictionary

Spoken Word	SignWriting
crowd	
crowd-look-at-me	
crowd-look-at-you	
crowded	
crown	
crucified	
crucify	









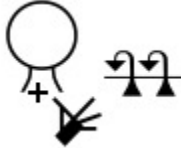
# American Sign Language Dictionary

Spoken Word	Sign Writing
crumble paper	
crunch	
cry	
cry	
cry	
cry and cry	
Cuba	

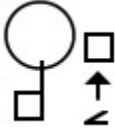


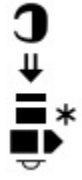

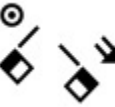
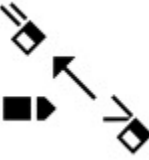

# American Sign Language Dictionary

Spoken Word	SignWriting
Cuba	
cube	
cube	

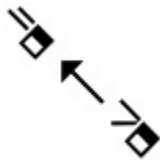






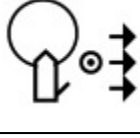

# American Sign Language Dictionary

Spoken Word	SignWriting
cucumber	
culture	
cup	
cup	
cup	
curcuit	
curious	
Curious	
curious	










# American Sign Language Dictionary

Spoken Word	SignWriting
curse	
curse	
custody	
custom	
custom	
cut	
cut	
cut	

# American Sign Language Dictionary







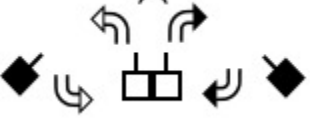


Spoken Word	SignWriting
cut with scissors	
cute	
cute	
cute	
cycling	
Czech	
Czech	
Czech	
Czech	

# American Sign Language Dictionary

Spoken Word	SignWriting
Czechoslovakia	
Czechoslovakian	
D	
D	
dad up left	
dad up right	
Dallas	
damned	
dance	



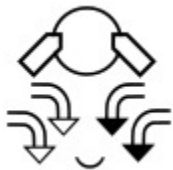






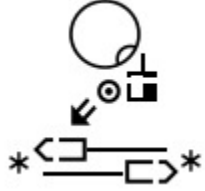
# American Sign Language Dictionary

Spoken Word	SignWriting
dance	
danger	
danger	
danger	
Danish	
Danish	
Dar	
dare	
dare	
dark	



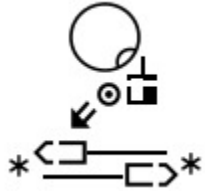
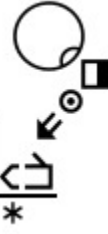
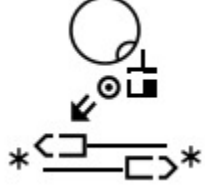

# American Sign Language Dictionary

Spoken Word	SignWriting
dark	
dark	
dark	
dark	
dark blue	
dark green	
dark grey	

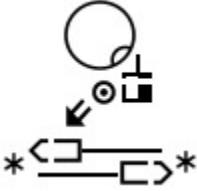
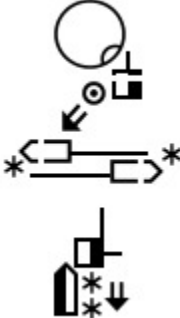

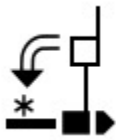
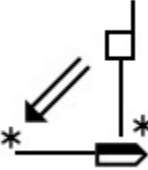

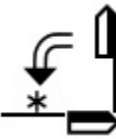
# American Sign Language Dictionary

Spoken Word	SignWriting
dark night	
dark yellow	
DAS Sign	
dash	
date	
date	
date	
daughter	
daughter	


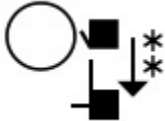
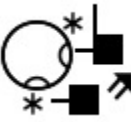
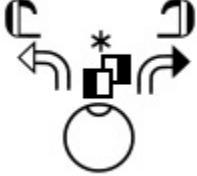

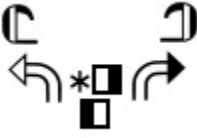


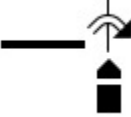
# American Sign Language Dictionary

Spoken Word	SignWriting
daughter	 The SignWriting symbol for 'daughter' in the first variation. It features a circle with a dot inside, a small square with a dot, and a small square with a dot. Arrows indicate the movement of the hands. A small asterisk is at the bottom.
daughter	 The SignWriting symbol for 'daughter' in the second variation. It features a circle with a dot inside, a small square with a dot, and a small square with a dot. Arrows indicate the movement of the hands. A small asterisk is at the bottom.
daughter	 The SignWriting symbol for 'daughter' in the third variation. It features a circle with a dot inside, a small square with a dot, and a small square with a dot. Arrows indicate the movement of the hands. A small asterisk is at the bottom.
daughter	 The SignWriting symbol for 'daughter' in the fourth variation. It features a circle with a dot inside, a small square with a dot, and a small square with a dot. Arrows indicate the movement of the hands. A small asterisk is at the bottom.
daughter	 The SignWriting symbol for 'daughter' in the fifth variation. It features a circle with a dot inside, a small square with a dot, and a small square with a dot. Arrows indicate the movement of the hands. A small asterisk is at the bottom.
daughter	 The SignWriting symbol for 'daughter' in the sixth variation. It features a circle with a dot inside, a small square with a dot, and a small square with a dot. Arrows indicate the movement of the hands. A small asterisk is at the bottom.

# American Sign Language Dictionary

Spoken Word	SignWriting
daughter	
daughter-in-law	
David	
day	
day	
day	
day	








# American Sign Language Dictionary

Spoken Word	SignWriting
day after tomorrow	
day before yesterday	
day before yesterday	
daydream	
daydream	
daydream	
DC	
dead	
dead	

# American Sign Language Dictionary






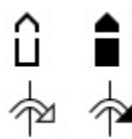


Spoken Word	SignWriting
dead	
Deaf	
Deaf	
Deaf	
deaf	
Deaf	
deaf	
deaf	
deaf	

# American Sign Language Dictionary

Spoken Word	SignWriting
deaf	
deaf	
deaf	
deaf	
Deaf church	
Deaf Unity	
deaf-power	
deaf-school	



# American Sign Language Dictionary

Spoken Word	SignWriting
deafblind	
deafblind	
dear	
dear	
dearest	
death	
debate	
debate	





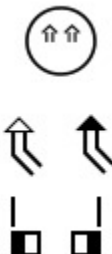


# American Sign Language Dictionary

Spoken Word	SignWriting
deceit	
deceive	
decelerate motorcycle	
December	
deception	
decide	
decide	









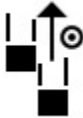
# American Sign Language Dictionary

Spoken Word	SignWriting
decide	
deciduous	
decipher	
decision	
declaration	
declare	
decline	










# American Sign Language Dictionary

Spoken Word	SignWriting
decorating	
decrease	
decrease	
decrease	
dedicate-to-God	
deduct	
deed	










# American Sign Language Dictionary

Spoken Word	SignWriting
deep	
deep	
deer	
deer	
defecate	
defend	
defer	
deflated-esteem	
defraud	




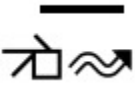





# American Sign Language Dictionary

Spoken Word	SignWriting
degrade	
degree	
degree of temperature	
Delaware	
Delaware	
DELAY	
delegs	
delete	
delete	

# American Sign Language Dictionary






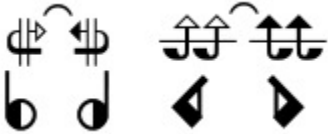
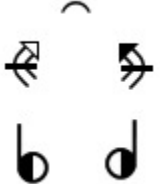
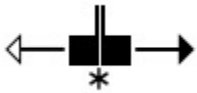

Spoken Word	SignWriting
delete	
delete	
delicious	
deliver	
demand	
democracy	
democrat	
Democrat	
demon	

# American Sign Language Dictionary


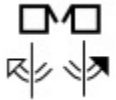
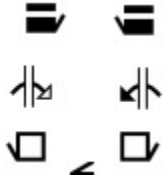
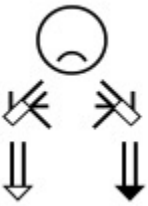
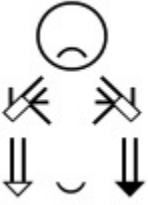


Spoken Word	SignWriting
demonstrate	
demonstrate	
Denmark	
Denmark	
Denmark	
denomination	
denomination	
dentist	
dentist	





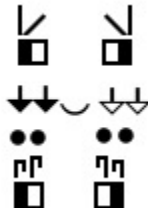
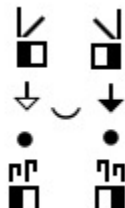
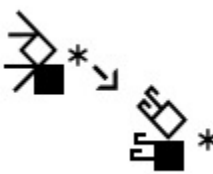

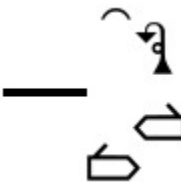
# American Sign Language Dictionary

Spoken Word	SignWriting
dentist	
Denver	
deny	
Deodorant	
department	
department-store	
department2	
departure	
depend	

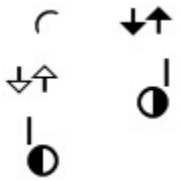
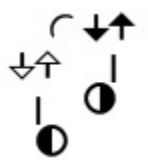

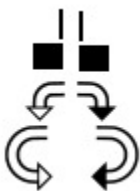

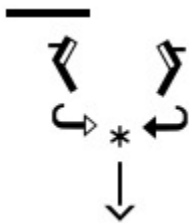
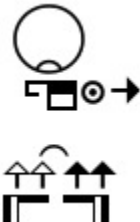
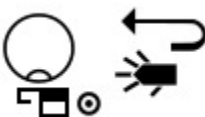
# American Sign Language Dictionary

Spoken Word	SignWriting
deplete	
deposit	
deposit	
depressed	
depressed	
depressed	
depression	


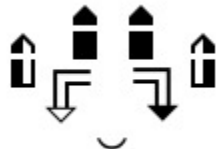
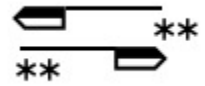

# American Sign Language Dictionary

Spoken Word	SignWriting
depression	
depression	
derivation	
derive	
derive	
derive	
descendents	

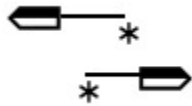
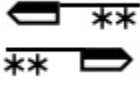


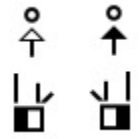
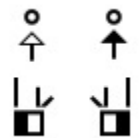


# American Sign Language Dictionary

Spoken Word	SignWriting
describe	
describe	
describe a small circular object	
describe bike seat shape	
describe handlebars	
describe motorcycle tank	
desert	
desert	

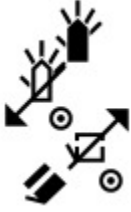

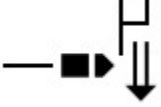


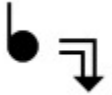


# American Sign Language Dictionary

Spoken Word	SignWriting
Design	
desk	
desk	
desk	



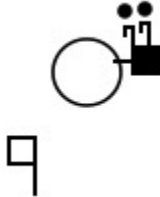

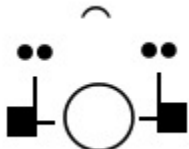
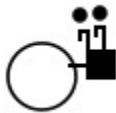



# American Sign Language Dictionary

Spoken Word	SignWriting
desk	
desk	
desk	
desk	
despise	
despised	
dessert	
Destino	

# American Sign Language Dictionary

Spoken Word	Sign Writing
destroy	
destroy fast	
detail	
detective	
detest	
Detroit	
Detroit, Michigan	
develop	

# American Sign Language Dictionary


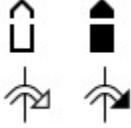
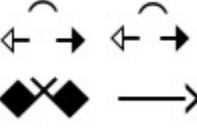



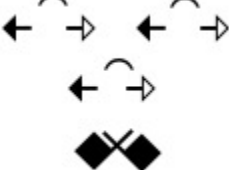


Spoken Word	SignWriting
develop	
develop	
devil	
devil	
devil	
Devil	
Devil - Benedictine	
devil3	
devil4	





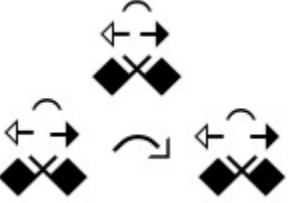



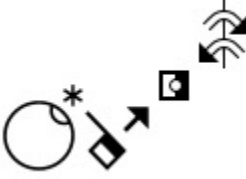
# American Sign Language Dictionary

Spoken Word	SignWriting
dia	
dialogue	
diamond	
diaper	
diaper	
diarrhea	
dice	
dictionary	
did	


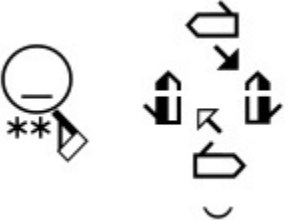
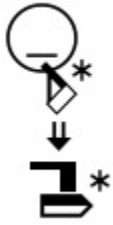




# American Sign Language Dictionary

Spoken Word	SignWriting
did you say?	
die	
different	
different	
different	
different	
different	
different	
different	


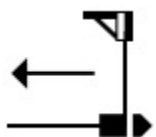




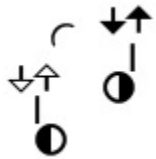

# American Sign Language Dictionary

Spoken Word	SignWriting
different	
different	
different	
difficult	
difficult	
diffusion	
dime	

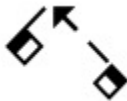
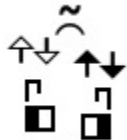



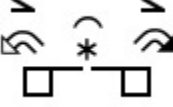
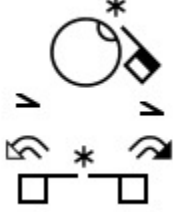
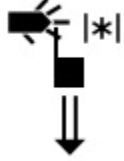
# American Sign Language Dictionary

Spoken Word	SignWriting
dining room	
dining-room	
dinner	
dinner	
dinner	
dinner	
dinner	

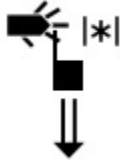



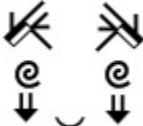


# American Sign Language Dictionary

Spoken Word	SignWriting
dinner	
dinosaur	
dinosaur	
dip	
diploma	
dipping	
direction	
directly	

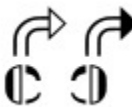


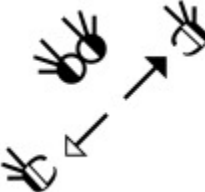


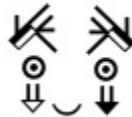

# American Sign Language Dictionary

Spoken Word	SignWriting
directly	
director	
dirt	
dirty	
disability	
disagree	
disagree	
disappear	

# American Sign Language Dictionary







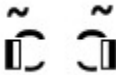
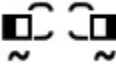
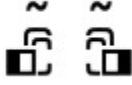
Spoken Word	SignWriting
disappear	
disappear	
disappearing into the distance down a cliff	
disappointed	
disappointed	
disbelief	
disbelief	

# American Sign Language Dictionary




Spoken Word	SignWriting
discard	
disciple	
discipline	
disconnect	
discount	
discount	
discouraged	
discover	






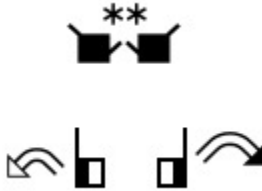



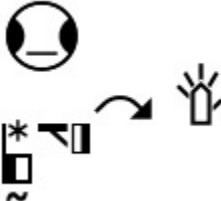
# American Sign Language Dictionary

Spoken Word	SignWriting
discuss	
discuss	
discuss	
disease	
DISFELLOWSHIP	
disgust	
dish	
dishes	
disk, with depth	

# American Sign Language Dictionary

Spoken Word	SignWriting
Disneyland	
Disperse	
dispute	

# American Sign Language Dictionary

Spoken Word	SignWriting
dissappointed	
dissolve	
dissolve	
distance (measuring distance apart)	
distant future	
distaste-for	
distracton	
distribute-to	

# American Sign Language Dictionary

Spoken Word	SignWriting
disturb	
dive	
dive in	
diver	
divide	
divide-2	

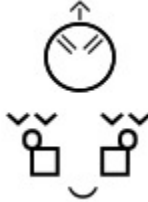



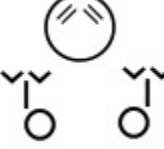
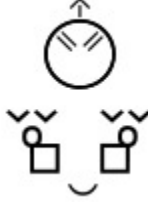
# American Sign Language Dictionary

Spoken Word	SignWriting
dividend	<p>The SignWriting for 'dividend' consists of three parts. The top part is a circle with two diagonal lines inside, representing the letter 'D'. Below this is a series of symbols: a small square with two asterisks, a triangle, and a diamond. The middle part is a square with a small square inside, and a diamond. The bottom part is a circle with a small circle inside, and a series of symbols: a small square, a triangle, and a diamond.</p>
divine-help	<p>The SignWriting for 'divine-help' consists of three parts. The top part is a diamond with a small square inside. Below this is a series of symbols: a small square, a triangle, and a diamond. The middle part is a square with a small square inside, and a diamond. The bottom part is a circle with a small circle inside, and a series of symbols: a small square, a triangle, and a diamond.</p>
division	<p>The SignWriting for 'division' consists of three parts. The top part is a circle with a small circle inside, and a series of symbols: a small square, a triangle, and a diamond. The middle part is a square with a small square inside, and a diamond. The bottom part is a circle with a small circle inside, and a series of symbols: a small square, a triangle, and a diamond.</p>
divisor	<p>The SignWriting for 'divisor' consists of three parts. The top part is a circle with a small circle inside, and a series of symbols: a small square, a triangle, and a diamond. The middle part is a square with a small square inside, and a diamond. The bottom part is a circle with a small circle inside, and a series of symbols: a small square, a triangle, and a diamond.</p>


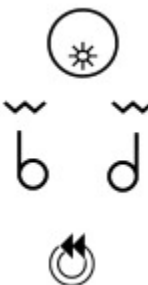




# American Sign Language Dictionary

Spoken Word	SignWriting
divorce	
divorce	
divorce	
divorce	
dizzy	
do	
do	
do	

# American Sign Language Dictionary

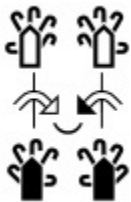






Spoken Word	SignWriting
do	 The SignWriting symbol for 'do' consists of a circle with two diagonal lines inside, an upward arrow above it, and two hands below it. Each hand is represented by a square with a checkmark and a small circle, with a curved line connecting them at the bottom.
do	 The SignWriting symbol for 'do' consists of a circle with two diagonal lines inside, an upward arrow above it, and a single hand below it. The hand is represented by a square with a checkmark and a small circle.
do	 The SignWriting symbol for 'do' consists of a circle with two diagonal lines inside, an upward arrow above it, and two hands below it. Each hand is represented by a square with a checkmark and a small circle, with a curved line connecting them at the bottom.
do	 The SignWriting symbol for 'do' consists of a circle with two diagonal lines inside, an upward arrow above it, and two hands below it. Each hand is represented by a square with a checkmark and a small circle, with a curved line connecting them at the bottom.
do	 The SignWriting symbol for 'do' consists of a circle with two diagonal lines inside, and two hands below it. Each hand is represented by a square with a checkmark and a small circle.
do do	 The SignWriting symbol for 'do do' consists of a circle with two diagonal lines inside, an upward arrow above it, and two hands below it. Each hand is represented by a square with a checkmark and a small circle, with a curved line connecting them at the bottom.

# American Sign Language Dictionary

Spoken Word	SignWriting
do errands	
do errands	
do laundry	
do not know	
do not know	
do not want	











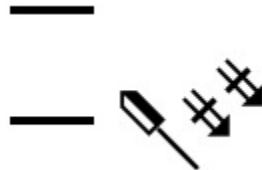
# American Sign Language Dictionary

Spoken Word	Sign Writing
do not want	
do not want	
Do you love me?	
Do you love me?	
do you mind?	
do you mind?	
do-do	
do-do	
do-do?	

# American Sign Language Dictionary

Spoken Word	SignWriting
do-do?	
do-do?	
do-not	
do-not-like	
do?	
do_not_know	
doctor	
doctor	
doctor	


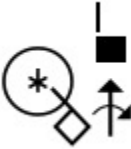



# American Sign Language Dictionary

Spoken Word	SignWriting
doctor	
dog	
dog	
dog	
dog	
dog	
dog	
dog bark	
dog petting	

# American Sign Language Dictionary

Spoken Word	SignWriting
doing?	
doll	
dollar	
dollar	
dolphin	
dolphin	
dom	
domingo	
dominoes	

# American Sign Language Dictionary

Spoken Word	SignWriting
Don Bosco	
don't care	
don't do that	
don't know	
don't like	




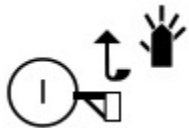





# American Sign Language Dictionary

Spoken Word	SignWriting
don't like	The sign 'don't like' is represented by a sequence of five symbols: a circle with a hand icon, a hand with fingers spread, a hand with fingers spread, a hand with fingers spread, and a hand with fingers spread.
don't like	The sign 'don't like' is represented by a sequence of five symbols: a circle with a hand icon, a hand with fingers spread, a hand with fingers spread, a hand with fingers spread, and a hand with fingers spread.
don't mind	The sign 'don't mind' is represented by a sequence of three symbols: a circle with a hand icon, a hand with fingers spread, and a hand with fingers spread.
don't mind	The sign 'don't mind' is represented by a sequence of three symbols: a circle with a hand icon, a hand with fingers spread, and a hand with fingers spread.
don't understand	The sign 'don't understand' is represented by a sequence of two symbols: a circle with a hand icon and a hand with fingers spread.

# American Sign Language Dictionary

Spoken Word	SignWriting
don't want	The sign 'don't want' is represented by two vertical hand configurations. The left hand starts with the index finger pointing up, then moves to the palm facing the viewer, and finally the thumb points up. The right hand starts with the index finger pointing up, then moves to the palm facing the viewer, and finally the thumb points up. A small 'u' shape is placed between the two hands.
Donald	The sign 'Donald' is represented by a vertical sequence of shapes: a circle, a circle, a square, a square, a square, and a circle.
donate	The sign 'donate' is represented by two vertical hand configurations. The left hand starts with the index finger pointing up, then moves to the palm facing the viewer, and finally the thumb points up. The right hand starts with the index finger pointing up, then moves to the palm facing the viewer, and finally the thumb points up.
donate blood	The sign 'donate blood' is represented by two vertical hand configurations. The left hand starts with the index finger pointing up, then moves to the palm facing the viewer, and finally the thumb points up. The right hand starts with the index finger pointing up, then moves to the palm facing the viewer, and finally the thumb points up.
donation	The sign 'donation' is represented by a vertical sequence of shapes: a square, a square, and a circle.
done	The sign 'done' is represented by a vertical sequence of shapes: a circle with a horizontal line through it, and two hands with the index finger pointing up and the thumb pointing down.

# American Sign Language Dictionary











Spoken Word	SignWriting
donkey	
dont	
dont understand	
dont-care	
dont-like	
dont-mind	
door	
door	
door	



# American Sign Language Dictionary

Spoken Word	SignWriting
door	The SignWriting symbol for 'door' consists of two vertical rectangular shapes side-by-side, representing door panels. Above the left panel is a small circle with a dot in the center, representing a doorknob. Below the two panels is a vertical line with a small horizontal bar at the bottom, representing a door handle.









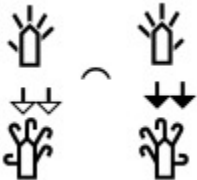
# American Sign Language Dictionary

Spoken Word	SignWriting
door close	
door open	
doorbell	
dorm	
dormitory	
dot	
dotted-on-vertical	
double	
doubt	
doubt	


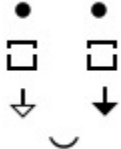
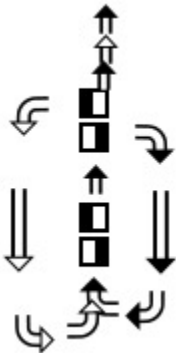

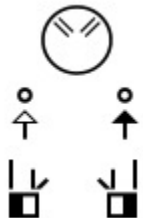


# American Sign Language Dictionary

Spoken Word	SignWriting
doula	The SignWriting for 'doula' consists of a vertical sequence of five symbols: a circle with a horizontal line extending to the left, a solid black circle, a square with a horizontal line extending to the right, a solid black square, and a square with a horizontal line extending to the left.
down	The SignWriting for 'down' consists of a square with a horizontal line extending to the right, followed by a double-lined arrow pointing downwards.
down	The SignWriting for 'down' consists of two solid black squares, each with a double-lined arrow pointing downwards, and a small curved line below the second arrow.
down left	The SignWriting for 'down left' consists of a square with a horizontal line extending to the right, followed by a double-lined arrow pointing downwards and to the left.
down-down	The SignWriting for 'down-down' consists of a square with a horizontal line extending to the right, followed by two double-lined arrows pointing downwards.
download	The SignWriting for 'download' consists of a solid black square with a horizontal line extending to the right, a double-lined arrow pointing downwards, and a solid black square with a horizontal line extending to the right.
download	The SignWriting for 'download' consists of a solid black square with a horizontal line extending to the right, a double-lined arrow pointing downwards, and a solid black square with a horizontal line extending to the right.

# American Sign Language Dictionary

Spoken Word	SignWriting
download-from-heaven	
downstairs	
downstairs	
Dr. William C. Stokoe, Jr.	
dragon	
drama	
draw	
draw	
drawer	





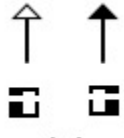
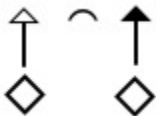


# American Sign Language Dictionary

Spoken Word	SignWriting
drawer	 The sign is composed of two parts. The first part shows two hands with fingers spread, palms facing each other, with two downward arrows below each hand. A curved line connects the two hands. The second part shows two hands with fingers spread, palms facing each other, with two downward arrows below each hand.
drawer	 The sign is composed of two parts. The first part shows two hands with fingers spread, palms facing each other, with two downward arrows below each hand. A curved line connects the two hands. The second part shows two hands with fingers spread, palms facing each other, with two downward arrows below each hand.
drawing-water	 The sign is composed of two parts. The first part shows a hand with fingers spread, palm facing up, with a curved arrow pointing up and to the right. The second part shows a hand with fingers spread, palm facing up, with a curved arrow pointing up and to the right. The third part shows a hand with fingers spread, palm facing up, with a curved arrow pointing up and to the right. The fourth part shows a hand with fingers spread, palm facing up, with a curved arrow pointing up and to the right.
dread	 The sign is composed of two parts. The first part shows two hands with fingers spread, palms facing each other, with two downward arrows below each hand. A curved line connects the two hands. The second part shows two hands with fingers spread, palms facing each other, with two downward arrows below each hand.
dreadful	 The sign is composed of two parts. The first part shows a hand with fingers spread, palm facing up, with a curved arrow pointing up and to the right. The second part shows a hand with fingers spread, palm facing up, with a curved arrow pointing up and to the right.
dream	 The sign is composed of two parts. The first part shows a hand with fingers spread, palm facing up, with a curved arrow pointing up and to the right. The second part shows a hand with fingers spread, palm facing up, with a curved arrow pointing up and to the right.
dream	 The sign is composed of two parts. The first part shows a hand with fingers spread, palm facing up, with a curved arrow pointing up and to the right. The second part shows a hand with fingers spread, palm facing up, with a curved arrow pointing up and to the right.



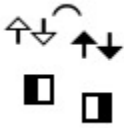


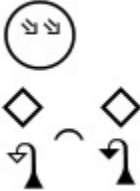
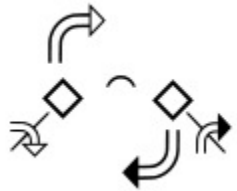
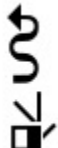
# American Sign Language Dictionary

Spoken Word	SignWriting
dream	The sign for 'dream' is composed of three parts: two hands at the top, palms facing each other with fingers spread, and a face below them with closed eyes and a slight smile.
Dream	The sign for 'Dream' is composed of a circle on the left, followed by a hand with a star above it, and then a hand with an arrow pointing up and to the right.
dreaming	The sign for 'dreaming' is composed of two hands at the top, palms facing each other with fingers spread, and a circle below them with wavy lines above it.
dress	The sign for 'dress' is composed of two hands at the top, palms facing each other with fingers spread, and a circle below them with a dot in the center.
dress	The sign for 'dress' is composed of two hands at the top, palms facing each other with fingers spread, and a circle below them with a dot in the center.
drift	The sign for 'drift' is composed of a hand with a star above it, followed by a hand with an arrow pointing up and to the right.
drink	The sign for 'drink' is composed of a circle on the left, followed by a hand with a star above it, and then a hand with an arrow pointing up and to the right.
drink	The sign for 'drink' is composed of a circle on the left, followed by a hand with a star above it, and then a hand with an arrow pointing up and to the right.
drink	The sign for 'drink' is composed of a circle on the left, followed by a hand with a star above it, and then a hand with an arrow pointing up and to the right.

# American Sign Language Dictionary


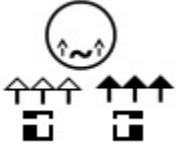





Spoken Word	SignWriting
drink	
drink	
drink	
drink	
drive	
drive	
drive	
drive	

# American Sign Language Dictionary








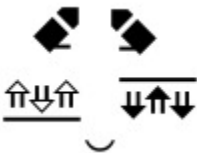
Spoken Word	SignWriting
drive	
drive	
drive	
drive	
drive for awhile	
drive here	
drive turn right	
drive vehicle	



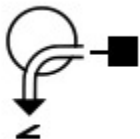



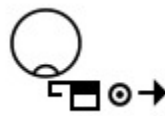



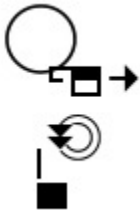
# American Sign Language Dictionary

Spoken Word	SignWriting
drive-by	
drive-mm	
driver	
driver	
driver	
drool	
drop	


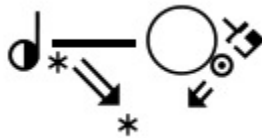
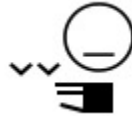



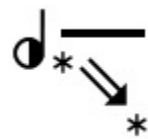



# American Sign Language Dictionary

Spoken Word	SignWriting
drop	
drop	
drop out of school	
dropping-things	
drown	
drugs	
drugs	
drum	


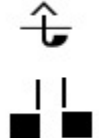
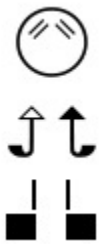

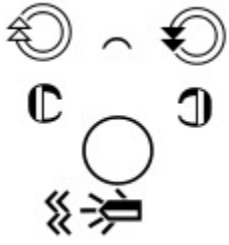
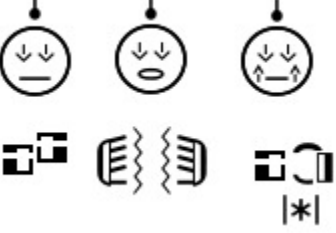
# American Sign Language Dictionary

Spoken Word	SignWriting
drunk	
drunk	
drunk	
drunkard	
dry	
dry	
dry	
dryer	
dryer	

# American Sign Language Dictionary

Spoken Word	SignWriting
dua	
Duchess	
duck	
duck	
due	
due	
Duke	
dull	
dumb	
dumb	

# American Sign Language Dictionary

Spoken Word	SignWriting
during	
during	
during	
dusk	
dust cloud	
dust explosion at bottom of cliff	





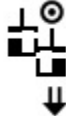



# American Sign Language Dictionary

Spoken Word	SignWriting
dust trail behind	<p>The SignWriting for 'dust trail behind' consists of a circle with a triangle pointing right, a vertical line, a curved line, and a small square with a line extending from it.</p>
dust trail forming behind distant object open mouth	<p>The SignWriting for 'dust trail forming behind distant object open mouth' consists of three circles with arrows pointing right, a vertical line, a curved line, a small square with a line extending from it, a solid black circle, a curved line, and a small square with a line extending from it.</p>

# American Sign Language Dictionary

Spoken Word	SignWriting
dutch	The sign for 'dutch' is represented by a circle with an asterisk inside, a small square, and a wavy line with an upward arrow.
Dutch	The sign for 'Dutch' is represented by a circle, a small square, and two wavy lines with downward arrows.
Dutch	The sign for 'Dutch' is represented by a circle with an asterisk inside, a small square, and a wavy line with an upward arrow.
duties	The sign for 'duties' is represented by a circle with a dot inside, a small square, and two wavy lines with downward arrows.
duty	The sign for 'duty' is represented by a circle with a dot inside, a small square, and two wavy lines with downward arrows.
dwarfs	The sign for 'dwarfs' is represented by a circle, a small square, and two wavy lines with downward arrows.
dwarfs	The sign for 'dwarfs' is represented by a circle, a small square, and two wavy lines with downward arrows.

# American Sign Language Dictionary

Spoken Word	SignWriting
dwell on	
E	
each	
each	
each (singular) - right hand	
each (singular) left hand	
each of three	
each of you (left)	








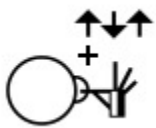



# American Sign Language Dictionary

Spoken Word	SignWriting
each of yourselves - left hand	The sign is represented by a circle with a tilde (~) inside, indicating a plural or group. Below it, there are two sets of hands, each with a tilde (~) and arrows pointing outwards, representing the 'each of yourselves' concept. The hands are positioned to indicate the left hand.
each one	The sign is represented by a single hand with a tilde (~) and an arrow pointing outwards, indicating 'each one'.
each other	The sign is represented by two hands, each with a tilde (~) and an arrow pointing towards the other hand, indicating 'each other'.
each other	The sign is represented by two hands, each with a tilde (~) and an arrow pointing towards the other hand, indicating 'each other'.
each other - left hand primary	The sign is represented by two hands, each with a tilde (~) and an arrow pointing towards the other hand, indicating 'each other'. The left hand is the primary hand.
each-of-yours	The sign is represented by a single hand with a tilde (~) and an arrow pointing outwards, indicating 'each-of-yours'.
each-of-yours-left	The sign is represented by a single hand with a tilde (~) and an arrow pointing outwards, indicating 'each-of-yours-left'.
eager	The sign is represented by a single hand with a tilde (~) and an arrow pointing outwards, indicating 'eager'.
eager	The sign is represented by a single hand with a tilde (~) and an arrow pointing outwards, indicating 'eager'.






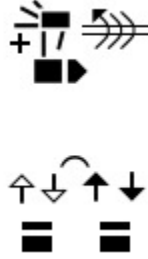
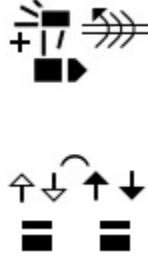
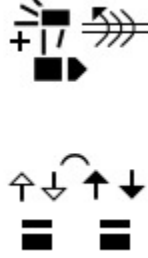
# American Sign Language Dictionary

Spoken Word	SignWriting
eager	
eagle	
ear	
ear on head	
earl	
early	
early	
early facial	
early lexicalized	





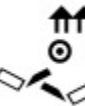




# American Sign Language Dictionary

Spoken Word	SignWriting
early morning	
earn	
earn	
earn	
earn	
earring	
earring	
earring	
ears	

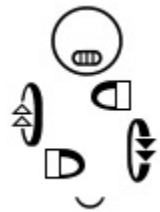







# American Sign Language Dictionary

Spoken Word	SignWriting
earth	 The sign for 'earth' is composed of a square base with a diagonal line from the bottom-left to the top-right, and a curved line above it that starts from the top-right and goes up and to the right.
earth	 The sign for 'earth' is composed of a square base with a diagonal line from the bottom-left to the top-right, and a curved line above it that starts from the top-right and goes up and to the right. There is a plus sign to the left of the square.
earth	 The sign for 'earth' is composed of two 'e' shapes, one above the other, with a curved line below them that starts from the bottom-right and goes up and to the right.
earth	 The sign for 'earth' is composed of a square base with a diagonal line from the bottom-left to the top-right, and a curved line above it that starts from the top-right and goes up and to the right.
Earth	 The sign for 'Earth' is composed of a square base with a diagonal line from the bottom-left to the top-right, and a curved line above it that starts from the top-right and goes up and to the right. There is a plus sign to the left of the square.
Earthquake	 The sign for 'Earthquake' is composed of a square base with a diagonal line from the bottom-left to the top-right, and a curved line above it that starts from the top-right and goes up and to the right. There is a plus sign to the left of the square. Below the square are two arrows pointing up and down.
Earthquake	 The sign for 'Earthquake' is composed of a square base with a diagonal line from the bottom-left to the top-right, and a curved line above it that starts from the top-right and goes up and to the right. There is a plus sign to the left of the square. Below the square are two arrows pointing up and down.
earthquake	 The sign for 'earthquake' is composed of a square base with a diagonal line from the bottom-left to the top-right, and a curved line above it that starts from the top-right and goes up and to the right. There is a plus sign to the left of the square. Below the square are two arrows pointing up and down.

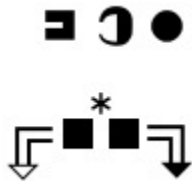

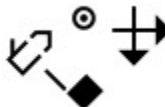
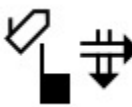
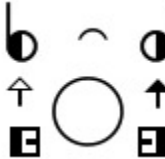



# American Sign Language Dictionary

Spoken Word	SignWriting
east	
Easter	
Easter	
easy	
easy	
eat	
eat	
eat	
eat	

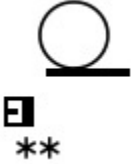




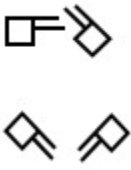


# American Sign Language Dictionary

Spoken Word	SignWriting
eat-a-lot	
eat-verb	
eat-verb-left	
echo	
eco-friendly	
ecology	
Economics	
economy	

# American Sign Language Dictionary

Spoken Word	SignWriting
ecosystem	
Ecumenicon	
edit	
edit	
education	
education	
education	
education	

# American Sign Language Dictionary

Spoken Word	SignWriting
Edward	
ee mouth head tilt	
ee mth eyes squint	
egg	
egg	
egg	
egg	
egg	




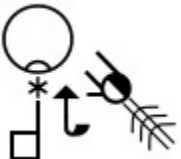






# American Sign Language Dictionary

Spoken Word	SignWriting
egg	
eggs	
egotistic	
Egypt	
Egypt	
Egyptian	
Eid	
eight dollars	

# American Sign Language Dictionary

Spoken Word	SignWriting
eight hours	
eight minutes	
eight o'clock	
eight of them	
eight of us	
eight of us (left hand)	
eight of us (right hand)	
eight weeks	
eight years old	






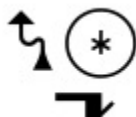
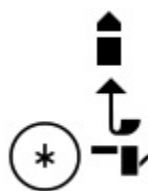

# American Sign Language Dictionary

Spoken Word	SignWriting
eight-of-us	
eighteen years old	
eighth	
eighth (in a series) (left hand)	
eighty nine	
eighty seven	
eighty six	
either	


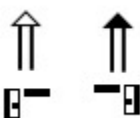


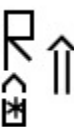




# American Sign Language Dictionary

Spoken Word	SignWriting
elaborate	
elastic	
elbow	
elbow slapping side	
elbow slapping side	
elder	
elder	
election	
electric	


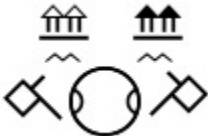


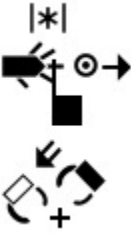


# American Sign Language Dictionary

Spoken Word	SignWriting
electric current	
electron	
element	
elementary	
elementary	
elephant	
elephant	
elephant trunk	


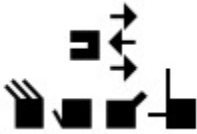






# American Sign Language Dictionary

Spoken Word	SignWriting
elephant trunk	
elevate	
elevator	
elevator	
elevator	
elevator	
eleven	
eleven	
eleven o'clock	

# American Sign Language Dictionary

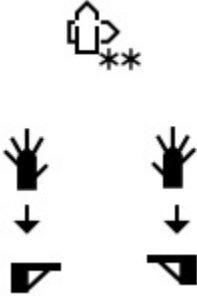

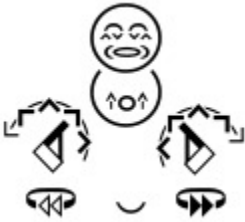
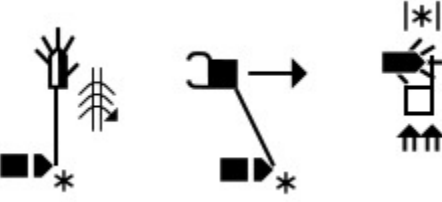



Spoken Word	SignWriting
eleven years old	
elf	
Ella	
Elon	
elope	
Eloy	
email	

# American Sign Language Dictionary


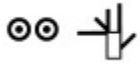
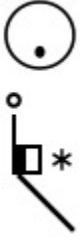






Spoken Word	SignWriting
email	
email	
email	
embarrass	
embarrass	
embarrassed	
embarrassed	
embedded	




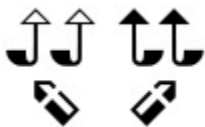
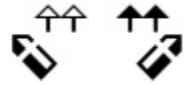
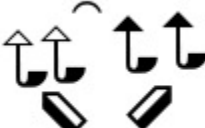
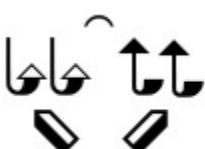



# American Sign Language Dictionary

Spoken Word	SignWriting
embezzle	
emergency	
emergency vehicle	
Emergent Layer	
emotion	
emotion	
emotion	

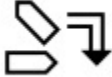
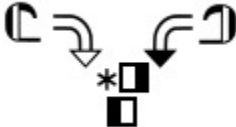
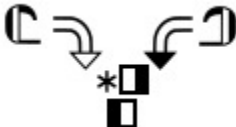




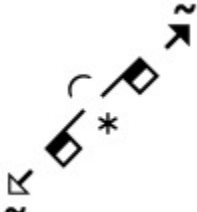
# American Sign Language Dictionary

Spoken Word	SignWriting
emotion	
emotion	
empathy	
emperor	
emphasis	
emphasize	
empire	
empty	
empty	

# American Sign Language Dictionary

Spoken Word	SignWriting
enable	
encourage	
encourage	
encourage	
encourage	
encyclopedia	
Encyclopedia	
encyclopedia American Sign Language	
Encyclopedia, American Sign Language	
Encyclopedia, American Sign Language	









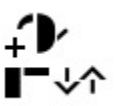
# American Sign Language Dictionary

Spoken Word	SignWriting
end	
end of thought	
end of vision	
endanger	
endure	
endure	
endure	
enemy	






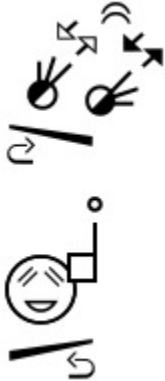

# American Sign Language Dictionary

Spoken Word	SignWriting
enemy	
enemy	
energy	
engaged	
engine	
engineer	
engineer	
engineer	










# American Sign Language Dictionary

Spoken Word	SignWriting
engineering	
England	
England	
England	
English	
English	
English	
English	
english	

# American Sign Language Dictionary



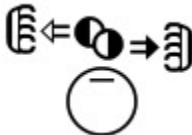


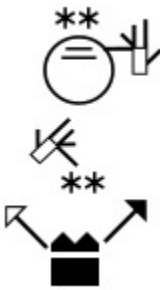



Spoken Word	SignWriting
enigneering	
Enjoy	
enjoy	
enjoy	
enjoy	
enlighten	
enough	

# American Sign Language Dictionary


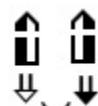







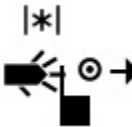
Spoken Word	SignWriting
enough	
enough	
enter	
enter	
enter	
enthusiasm	
enthusiasm	
entice	
entire	




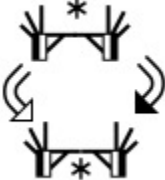

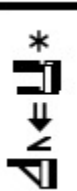





# American Sign Language Dictionary

Spoken Word	SignWriting
entire	
environment	
envision	
envy	
envy	
epidemic	
equal	
equal	
equality	



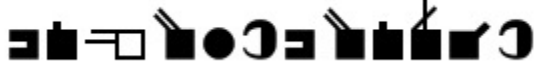






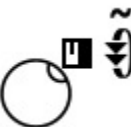
# American Sign Language Dictionary

Spoken Word	SignWriting
equator	
er	
erase	
erase (board)	
erase (paper)	
eraser for board	
error	
escape	
escape	
Escape	

# American Sign Language Dictionary

Spoken Word	SignWriting
Esperanto	
essential	
establish	
esteem-deflated	
estranged	
etc	
etc	
etc	
etc	

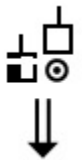
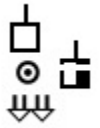




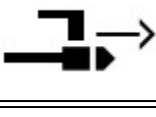
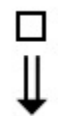
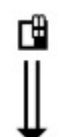
# American Sign Language Dictionary

Spoken Word	SignWriting
etc	
Ethiopia	
Ethnocentric	
Euphorigenic	
Europe	
Europe	
Europe	
Europe	
europe	
European	

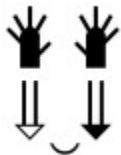







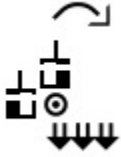
# American Sign Language Dictionary

Spoken Word	SignWriting
evaluate	
evaluate	
evaporate	
evening	
event	
events	
ever	
every	
every	

# American Sign Language Dictionary

Spoken Word	SignWriting
every	
every - left hand primary	
every afternoon	
every friday	
every Monday	
every morning	
every night	
every Saturday	
Every Saturday	

# American Sign Language Dictionary

Spoken Word	SignWriting
every sunday	
every Thursday	
every Tuesday	
every two weeks	
every Wednesday	
every-Saturday	
everyday	
everyday	
everyone	

# American Sign Language Dictionary

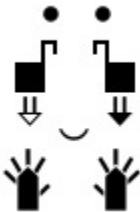

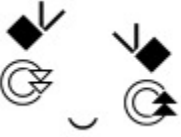
Spoken Word	SignWriting
everything	
everything	
everywhere (left)	
everywhere (right)	
evidence	
evidence	
evil	
evil	
evil	









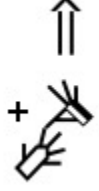


# American Sign Language Dictionary

Spoken Word	SignWriting
Evolution	
exact	
exact	
exalt	
exam	
exam	
exam	


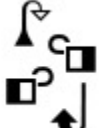





# American Sign Language Dictionary

Spoken Word	SignWriting
exam -2	
examination	
examine	



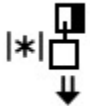





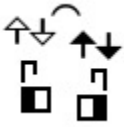

# American Sign Language Dictionary

Spoken Word	SignWriting
example	
example	
example	
exceed	
excel	
excellency	
except	
except	
exceptional	




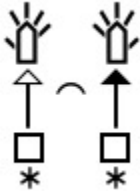
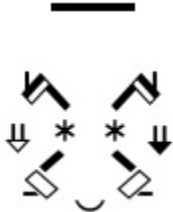
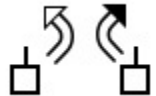
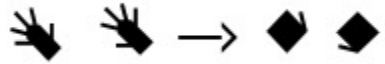

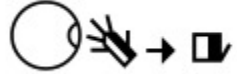
# American Sign Language Dictionary

Spoken Word	SignWriting
exchange	 The sign is formed by two hands. The left hand is in a '5' position (all fingers extended) with the palm facing up. The right hand is in a '5' position with the palm facing down. The hands move in a circular, reciprocal motion, indicating a swap or exchange.
exchange	 The sign is formed by two hands. The left hand is in a '5' position with the palm facing up. The right hand is in a '5' position with the palm facing down. The hands move in a circular, reciprocal motion, indicating a swap or exchange.
exchange	 The sign is formed by two hands. The left hand is in a '5' position with the palm facing up. The right hand is in a '5' position with the palm facing down. The hands move in a circular, reciprocal motion, indicating a swap or exchange.
excite	 The sign is formed by two hands. The left hand is in a '5' position with the palm facing up. The right hand is in a '5' position with the palm facing down. The hands move in a circular, reciprocal motion, indicating a swap or exchange.
excited	 The sign is formed by two hands. The left hand is in a '5' position with the palm facing up. The right hand is in a '5' position with the palm facing down. The hands move in a circular, reciprocal motion, indicating a swap or exchange.
excited	 The sign is formed by two hands. The left hand is in a '5' position with the palm facing up. The right hand is in a '5' position with the palm facing down. The hands move in a circular, reciprocal motion, indicating a swap or exchange.
excited	 The sign is formed by two hands. The left hand is in a '5' position with the palm facing up. The right hand is in a '5' position with the palm facing down. The hands move in a circular, reciprocal motion, indicating a swap or exchange.

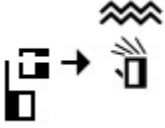

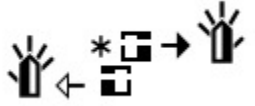







# American Sign Language Dictionary

Spoken Word	SignWriting
exclamation-point	
exclude	
excrement	
excuse	
excuse	
excuse	
excuse-me	
execute	
Executive	
exempt	

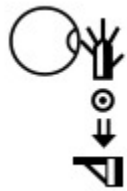

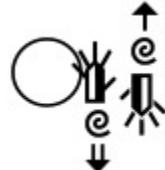


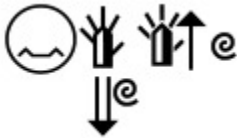

# American Sign Language Dictionary

Spoken Word	SignWriting
exempt	
exercise	
exercise	
exhausted	
exhausted	
exist	
exit	
exit	
exit	

# American Sign Language Dictionary

Spoken Word	SignWriting
expand	
expand	
expand	
expand	
expect to get answer	
expectations	
expedite	
expense	
expensive	
expensive	

# American Sign Language Dictionary


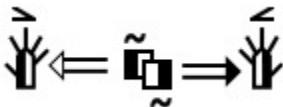


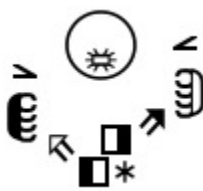



Spoken Word	Sign Writing
experience	
experience	
experience thoroughly	
experience-rest	 
experience-thoroughly	
experiences	








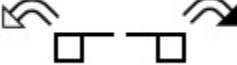



# American Sign Language Dictionary

Spoken Word	SignWriting
experiment	
experiment	
expert	
explain	
explain	
explain	
explain	



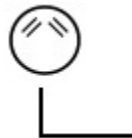


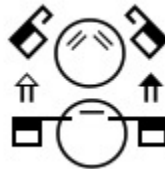



# American Sign Language Dictionary

Spoken Word	SignWriting
explode	
explode	
explode	
explore	
explosion	
export data	
expose	
express (v) I express	












# American Sign Language Dictionary

Spoken Word	SignWriting
expression	 The sign is composed of a central face with closed, downward-slanting eyes. To the left of the face is a hand symbol with an upward arrow, and to the right is a hand symbol with a downward arrow. Below the face is a small upward arrow.
expression	 The sign is composed of a central face with a wide, open-mouthed smile. To the left of the face is a hand symbol with an upward arrow, and to the right is a hand symbol with a downward arrow. Below the face is a small upward arrow.
expressly	 The sign is composed of three hand symbols arranged in a triangular pattern. The top hand has an upward arrow, the bottom-left hand has a downward arrow, and the bottom-right hand has a downward arrow.
extend	 The sign is composed of two hand symbols with fingers spread, facing each other. An asterisk is placed between them. An arrow points from the right hand towards the top right.
extra	 The sign is composed of three asterisks arranged in a horizontal line, with a hand symbol on each end.
extreme	 The sign is composed of two hand symbols with fingers spread, facing each other. An arrow points from the left hand towards the top left, and another arrow points from the right hand towards the top right.
eye	 The sign is composed of a central face with a single eye open and the other closed. A hand symbol is positioned near the open eye.
eye contact	 The sign is composed of two hand symbols, one above the other. The top hand has an upward arrow, and the bottom hand has a downward arrow. A small 'z' symbol is placed between them.
eye contact broken	 The sign is composed of two hand symbols, one above the other. The top hand has an upward arrow, and the bottom hand has a downward arrow. A small 'z' symbol is placed between them. Below the hands is a face with a wide, open-mouthed smile.






# American Sign Language Dictionary

Spoken Word	SignWriting
eyebrow	
eyebrows	
eyebrows raised	
eyebrows raised	
eyebrows raised	
eyebrows up	
eyebrows up	
eyebrows up	
eyebrows up	

# American Sign Language Dictionary

Spoken Word	SignWriting
eyebrows up mouth open	
eyegaze down	
eyegaze left	
eyegaze right	
eyegaze right	
eyelashes	
eyelashes	
eyelid	
eyes	
eyes squint	
F	



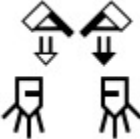




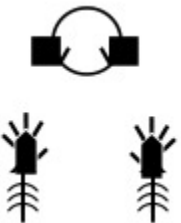
# American Sign Language Dictionary

Spoken Word	SignWriting
F	
fabric	
face	
face	
face God	

# American Sign Language Dictionary




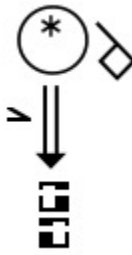

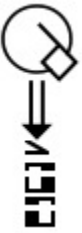


Spoken Word	SignWriting
face scared	
face to face	
face to face	
facial	
facial	
facial	
facial	
facial	
facial expression	

# American Sign Language Dictionary







Spoken Word	SignWriting
facilitate	
fact	
factoring	
factory	
fade	
fahrenheit	
fail	
faint	



# American Sign Language Dictionary

Spoken Word	SignWriting
fair	
fairy	
faith	
faith	
faith	
faith	
faith-in-God	
faithful	

# American Sign Language Dictionary

Spoken Word	SignWriting
faithfulness	
fake	
fall	
fall	
fall asleep	
fall down	





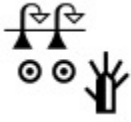




# American Sign Language Dictionary

Spoken Word	SignWriting
fall in love	The SignWriting for 'fall in love' consists of a circle with a vertical line and a horizontal line, followed by a downward arrow, then a house icon, and finally a heart icon.
fall-down	The SignWriting for 'fall-down' consists of a downward arrow, followed by a house icon, and finally a heart icon.
fall-flat	The SignWriting for 'fall-flat' consists of a downward arrow, followed by a house icon, and finally a heart icon.
fall-in-love	The SignWriting for 'fall-in-love' consists of a circle with a vertical line and a horizontal line, followed by a downward arrow, then a house icon, and finally a heart icon.
falling	The SignWriting for 'falling' consists of a downward arrow, followed by a house icon, and finally a heart icon.
false	The SignWriting for 'false' consists of a circle with a vertical line and a horizontal line, followed by a downward arrow, then a house icon, and finally a heart icon.
false	The SignWriting for 'false' consists of a circle with a vertical line and a horizontal line, followed by a downward arrow, then a house icon, and finally a heart icon.








# American Sign Language Dictionary

Spoken Word	SignWriting
false	
false	
false	
false	
false-start	
family	
family	
family	

# American Sign Language Dictionary

Spoken Word	SignWriting
family	
famous	
fancy	
fancy	
fancy - left hand	
FAQ	
far	
far	
far	

# American Sign Language Dictionary

Spoken Word	SignWriting
far	
far-out	
farm	
farm	
farmer	
farout	
fart	

# American Sign Language Dictionary




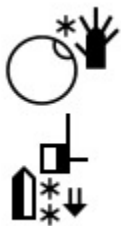


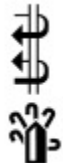

Spoken Word	SignWriting
fascinate	
fascinate	
fascinating	
fascination	
fast	
fast	
fast	

# American Sign Language Dictionary

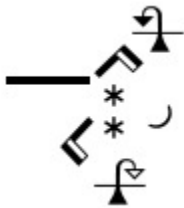

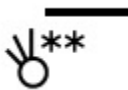






Spoken Word	SignWriting
fast	
fasten	
fat	
fat	
father	
father	
father	
father	
father	
father	







# American Sign Language Dictionary

Spoken Word	SignWriting
father	
father	
father	
father-in-law	
father-left-hand	
fatso	
faucet	
faucet	

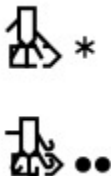


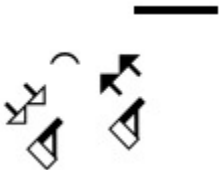
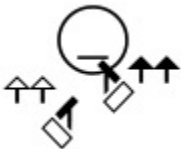


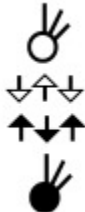
# American Sign Language Dictionary

Spoken Word	SignWriting
fault	
fault	
Fauntaye	
favorite	
favorite	
fear-holy	
February	
February	
February	








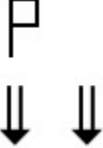
# American Sign Language Dictionary

Spoken Word	SignWriting
feces	
fed-up	
federal	
feeble	

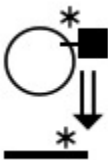

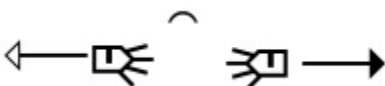





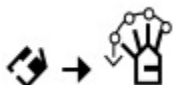
# American Sign Language Dictionary

Spoken Word	SignWriting
feeble	
feeble-minded	
feed	
feed	
feed	
feedback	
feedback	
feedback	





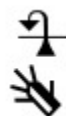





# American Sign Language Dictionary

Spoken Word	SignWriting
feel	
feel	
feel-sore	
feeling	
feeling	
feelings	
feels-people-touching	
feet	









# American Sign Language Dictionary

Spoken Word	SignWriting
fellow	
feminist	
fence	
fence	
ferris-wheel	
FERRIS-WHEEL	
fever	
fever	
few	

# American Sign Language Dictionary

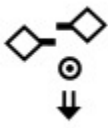
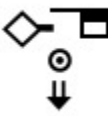






Spoken Word	Sign Writing
few	
field	
field trip	
fifteen years old	
fifth	
fifth-in-a-list	
fifteen years old	
fight	
fighting	
figure	

# American Sign Language Dictionary










Spoken Word	SignWriting
file	
file	
film	
film	
filter	
filthy	
filthy	
filthy	







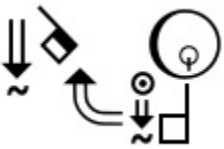



# American Sign Language Dictionary

Spoken Word	SignWriting
final	
final	
finally	
finance	
find	
find	
find	
find	


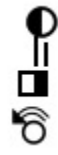




# American Sign Language Dictionary

Spoken Word	SignWriting
find	
find-me	
fine	
fine	
fine	
fine	
fine	
fine	
fine	








# American Sign Language Dictionary

Spoken Word	SignWriting
fine	
fine - ticket	
fine-leftt-hand	
finger brushes tongue	
finger brushes tongue	
finger injury	
fingernail	
fingernail-polish	

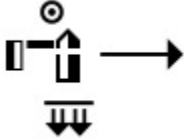
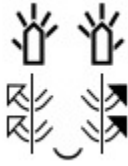

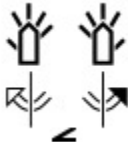
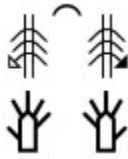
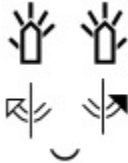

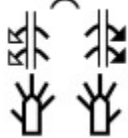
# American Sign Language Dictionary

Spoken Word	SignWriting
fingers	
fingers check vagina	
fingers in ears of another person	
fingerspell	
Fingerspeller	
Fingerspeller	
Fingerspeller is cool!	








# American Sign Language Dictionary

Spoken Word	SignWriting
fingerspelling	
fingerspelling	
finish	
finish	
finish	
finish	
finish	

# American Sign Language Dictionary

Spoken Word	Sign Writing
finish	
finish	
finish	
finish	
finish	
finish	
finish-test	
finished	

# American Sign Language Dictionary


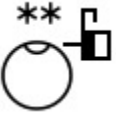

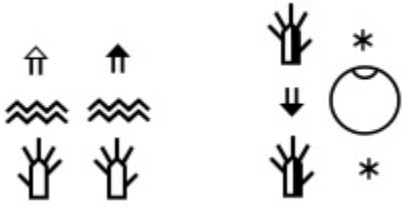


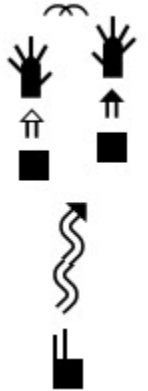
Spoken Word	SignWriting
Finland	
Finland	
Finland	
fire	
fire	
fire	
fire	

# American Sign Language Dictionary



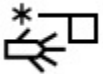



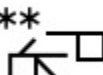


Spoken Word	SignWriting
fire	The SignWriting for 'fire' consists of two identical vertical sequences. Each sequence starts with a hand symbol (a vertical line with three fingers) at the bottom, followed by a wavy line representing flames, and ends with an upward-pointing arrow at the top. A small curved line is positioned above the space between the two sequences.
fire-from-job	The SignWriting for 'fire-from-job' features a hand symbol at the bottom, followed by a wavy line, and then a curved arrow pointing upwards and to the right.
firefighter	The SignWriting for 'firefighter' shows a hand symbol at the bottom, followed by a wavy line, and then a small house icon with two asterisks (**) to its right.





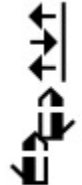




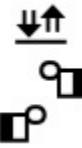
# American Sign Language Dictionary

Spoken Word	SignWriting
firefighter	
fireman	
fireman	
fireman	
fireman	
fireworks	
fireworks	



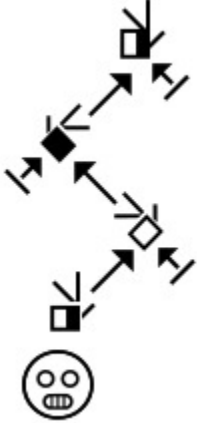




# American Sign Language Dictionary

Spoken Word	SignWriting
firing-cannon-right	
first - left hand	
first of five	
first of three	
first of three	
first of two	
first on the list of three	
first with emphasis	
first-of-three	










# American Sign Language Dictionary

Spoken Word	SignWriting
first-second-third	
fish	
fish	
fish	
fish	
fish	
fishing	
fishing	



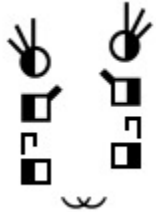

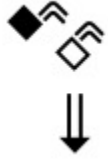


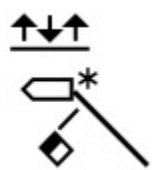
# American Sign Language Dictionary

Spoken Word	SignWriting
fishing	
fishing reel	
fishtail	
five cents	
five dollars	
five hours	
five hundred	

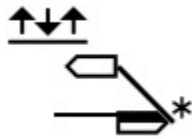
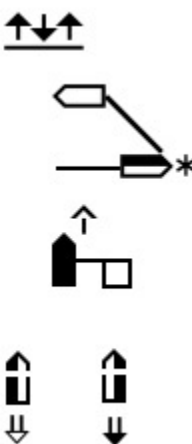

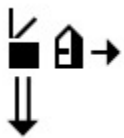
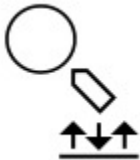
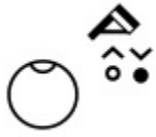
# American Sign Language Dictionary

Spoken Word	SignWriting
five minutes	
five minutes	
five o'clock	
five of us	
five years old	
five-left-hand	
five-of-us	
five-of-us	
five-of-us (left hand)	








# American Sign Language Dictionary

Spoken Word	SignWriting
five-of-us (right hand)	 The sign is represented by a circular arrow pointing right, with a hand icon below it showing the fingers spread.
fix	 The sign is represented by a crescent moon at the top, followed by three arrows pointing up, down, and up, and a hand icon below showing the index finger pointing up.
fix	 The sign is represented by two hand icons, one on the left and one on the right, both showing the index finger pointing up, with a crescent moon at the bottom.
fix	 The sign is represented by three arrows pointing up, down, and up, with a hand icon below showing the index finger pointing up.
flabbergasted	 The sign is represented by a diamond shape, followed by a hand icon showing the index finger pointing up, and a downward arrow.
flag	 The sign is represented by three arrows pointing up, down, and up, followed by a hand icon showing the index finger pointing up, and a star.
flag	 The sign is represented by three arrows pointing up, down, and up, followed by a hand icon showing the index finger pointing up, and a diamond shape.
flag	 The sign is represented by three arrows pointing up, down, and up, followed by a hand icon showing the index finger pointing up, and a star.

# American Sign Language Dictionary







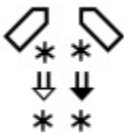


Spoken Word	SignWriting
flag	
flag waver	
flag-wave	
Flanders	
flapper	
Flash the Light	

# American Sign Language Dictionary



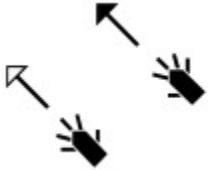
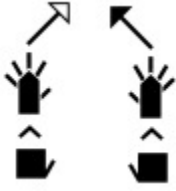




Spoken Word	SignWriting
flash the lights	
flash-the-light	
flash-the-light	
flash-the-light	
flash-the-light	
flash-the-light	
flash-the-light	





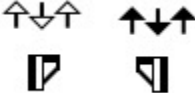
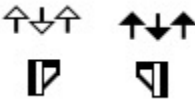

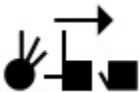
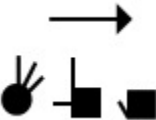
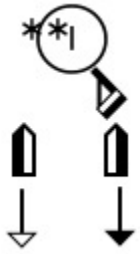

# American Sign Language Dictionary

Spoken Word	SignWriting
flash-the-light	
flash-the-light	
flashing lights	
Flashlight	
flat object classifier	
flatter	
flesh	
flick	
flirt	

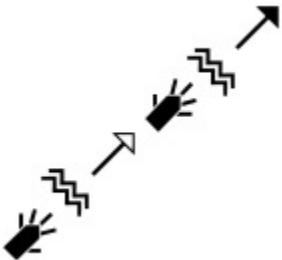

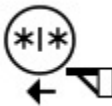


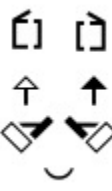

# American Sign Language Dictionary

Spoken Word	SignWriting
flirt	
float	
flock	
flock to	
flood	
flood	
floor	
floor	






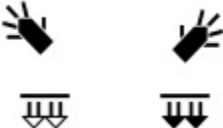
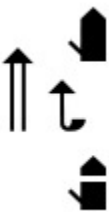
# American Sign Language Dictionary

Spoken Word	SignWriting
floor	
floor	
floppy	
floppy	
Florida	
Florida	
Florida	
florist	
flow	


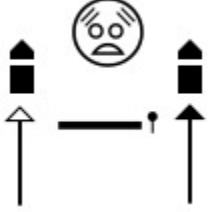





# American Sign Language Dictionary

Spoken Word	SignWriting
flow-right	
flower	
flower	
flower	
flower	
fluent	
fluff-pillow	

# American Sign Language Dictionary

Spoken Word	SignWriting
Fluid	
flunk	
flutter	
fly	
fly	
fly	
fly	








# American Sign Language Dictionary

Spoken Word	SignWriting
fly	
fly forward	
fly right	
fly-flick	
fly-on-and-on	
fly-on-and-on	
focus	

# American Sign Language Dictionary






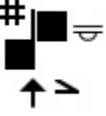



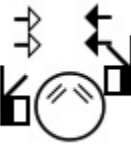

Spoken Word	SignWriting
focus	
focus	
focus on God	
foe	
Fog	
Fog	
fold	
folder	

# American Sign Language Dictionary


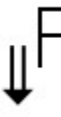

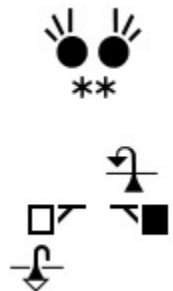


Spoken Word	SignWriting
folk	
follow	
follow	
follow	
follow winding road	
food	
food	



# American Sign Language Dictionary

Spoken Word	SignWriting
food service	 
food-store	  
fool	
fool	
foolish	
foolish	
foolish	
foolish	


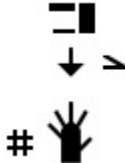



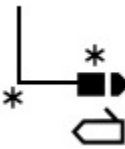

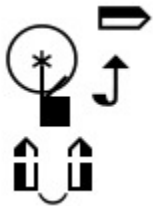
# American Sign Language Dictionary

Spoken Word	SignWriting
foot	
foot	
foot care	
foot injury	
football	
football	



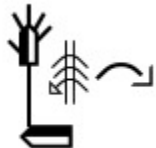



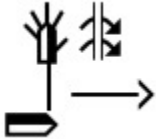
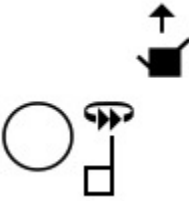
# American Sign Language Dictionary

Spoken Word	SignWriting
football helmet	<p>The sign for 'football helmet' is composed of two parts. The top part shows a circular motion with arrows indicating a clockwise direction, with a small 'h' and 't' symbol below it. The bottom part shows a circle with two small squares on either side, each with a downward arrow, and a small 'h' and 't' symbol below it.</p>
for	<p>The sign for 'for' is composed of a circle with two diagonal lines inside, and a small 'h' and 't' symbol to the right.</p>
for	<p>The sign for 'for' is composed of a circle with two diagonal lines inside, and a small 'h' and 't' symbol to the right.</p>
for	<p>The sign for 'for' is composed of a circle with two diagonal lines inside, and a small 'h' and 't' symbol to the right.</p>
for	<p>The sign for 'for' is composed of a circle with two diagonal lines inside, and a small 'h' and 't' symbol to the right.</p>
for	<p>The sign for 'for' is composed of a circle with two diagonal lines inside, and a small 'h' and 't' symbol to the right.</p>
for-example	<p>The sign for 'for-example' is composed of a circle with two diagonal lines inside, and a small 'h' and 't' symbol to the right.</p>








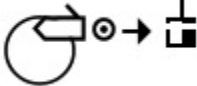


# American Sign Language Dictionary

Spoken Word	SignWriting
for-for	
forbid	
forbid-2	
force	
force	
forearm	
forecast	
forecaster	








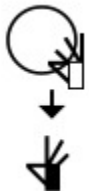

# American Sign Language Dictionary

Spoken Word	SignWriting
forehead	
foresee	
forest	
forest	
forest	
forest	
forest	
forever	



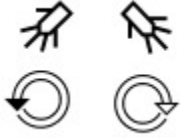





# American Sign Language Dictionary

Spoken Word	SignWriting
forever	
forget	
forget	
forget	
Forget	
forgive	
forgive	
forgot	
fork	
fork	

# American Sign Language Dictionary

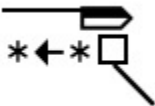


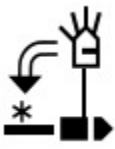




Spoken Word	SignWriting
fork	
form	
Formal	
formal	
formal two handed	
formula	
formula	
fortunate	
fortunate	

# American Sign Language Dictionary

Spoken Word	SignWriting
forward movement	
fossil	
foster	
foster	
found	
found-from-above	
foundation	
foundation	












# American Sign Language Dictionary

Spoken Word	SignWriting
foundation	
foundation	
fountain	
four days	
four dollars	
four hours	
four hundred	
four minutes	

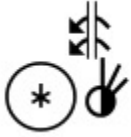
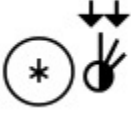




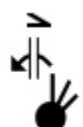
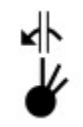

# American Sign Language Dictionary

Spoken Word	SignWriting
four o'clock	The sign is composed of two parts. The upper part shows a hand with fingers spread, palm facing left, with a vertical double-headed arrow to its right. The lower part shows a hand with the index finger pointing up and the thumb pointing left, with an asterisk to its left.
four of us	The sign consists of two vertically stacked hand icons. The top icon is a hand with fingers spread, palm facing left, with a circular arrow above it indicating a clockwise rotation. The bottom icon is a hand with fingers spread, palm facing left.
four of us	The sign consists of two vertically stacked hand icons. The top icon is a hand with fingers spread, palm facing left, with a circular arrow above it indicating a clockwise rotation. The bottom icon is a hand with fingers spread, palm facing left.
four of us	The sign consists of two vertically stacked hand icons. The top icon is a hand with fingers spread, palm facing left, with a circular arrow above it indicating a clockwise rotation. The bottom icon is a hand with fingers spread, palm facing left.
four of us (left hand)	The sign consists of two vertically stacked hand icons. The top icon is a hand with fingers spread, palm facing left, with a circular arrow above it indicating a clockwise rotation. The bottom icon is a hand with fingers spread, palm facing left.
four of us (right hand)	The sign consists of two vertically stacked hand icons. The top icon is a hand with fingers spread, palm facing left, with a circular arrow above it indicating a clockwise rotation. The bottom icon is a hand with fingers spread, palm facing left.








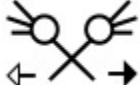

# American Sign Language Dictionary

Spoken Word	SignWriting
four of us (right hand)	 The sign is represented by a hand with four fingers extended, with a small circle above the index finger and a small square to the right.
four years old	 The sign is represented by a hand with four fingers extended, with a small circle above the index finger and a small square to the right.
four-of-us	 The sign is represented by a hand with four fingers extended, with a small circle above the index finger and a small square to the right.
four-to-six	 The sign is represented by a hand with four fingers extended, with a small circle above the index finger and a small square to the right.
fourteen years old	 The sign is represented by a hand with four fingers extended, with a small circle above the index finger and a small square to the right.
fourth of five	 The sign is represented by a hand with four fingers extended, with a small circle above the index finger and a small square to the right.
fourth-in-a-list	 The sign is represented by a hand with four fingers extended, with a small circle above the index finger and a small square to the right.
fourty four	 The sign is represented by a hand with four fingers extended, with a small circle above the index finger and a small square to the right.
fourty years old	 The sign is represented by a hand with four fingers extended, with a small circle above the index finger and a small square to the right.

# American Sign Language Dictionary

Spoken Word	SignWriting
fox	
fox	
fraction	
fragrance	
fragrance	
fragrance	
France	
France	
Frank	








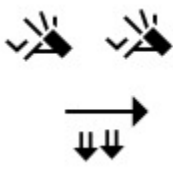
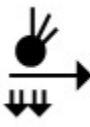
# American Sign Language Dictionary

Spoken Word	SignWriting
frank	
frankly	
fraternity	
fraud	
freak	
freckle	
freckles	
Free	
free	











# American Sign Language Dictionary

Spoken Word	SignWriting
free	
free	
free	
free	
free (fists)	
freeway	
freeze	
french	

# American Sign Language Dictionary




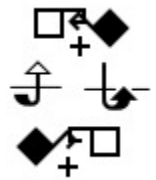


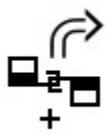


Spoken Word	SignWriting
french	
French (LSF)	
french fries	
french fries	
french fries	
french fries	
french fry	
french-fries	
french-fries	

# American Sign Language Dictionary

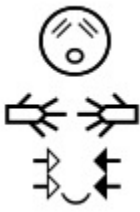
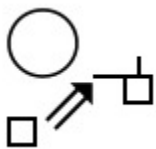




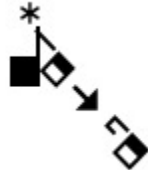

Spoken Word	SignWriting
frequent	
frequently	
frequently	
freshman	
freshman	
freshman	
freshman	
friction	
Friday	
Friday	







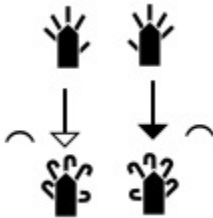

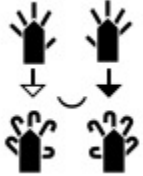


# American Sign Language Dictionary

Spoken Word	SignWriting
Fridays	
friend	
friend	
friend	
friend	
friendly	
friends	
friends	
friends	








# American Sign Language Dictionary

Spoken Word	Sign Writing
frightened	
frisbee	
frog	
frog	
frog	
from	
from	
from	




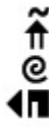





# American Sign Language Dictionary

Spoken Word	SignWriting
from	
from	
from-now-on	
front	
frost	
frown	
frozen	
fruit	
frustrate	





# American Sign Language Dictionary

Spoken Word	SignWriting
frustrate	
frustrate	
frustrate	
frustrated	
frustrated	
frustrated	
frustrated	





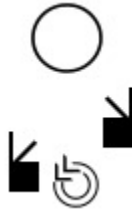
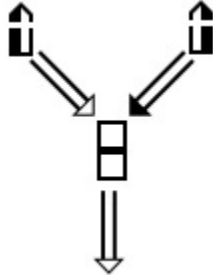

# American Sign Language Dictionary

Spoken Word	SignWriting
fry	
FS	
fuel	
full	
full	
full	
full	
full beard	
full-of-knowledge	



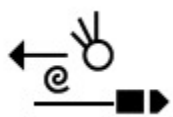
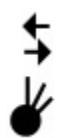

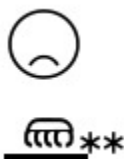


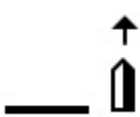
# American Sign Language Dictionary

Spoken Word	SignWriting
fullness	
fully	
fumble	
fun	

# American Sign Language Dictionary






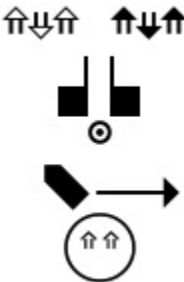



Spoken Word	SignWriting
fun	
fund	
fundamental	
funding	
funeral	
funnel	
funny	

# American Sign Language Dictionary

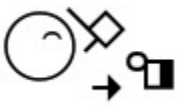
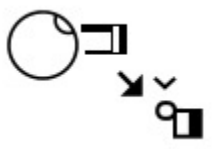
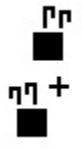




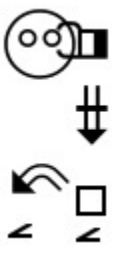

Spoken Word	SignWriting
funny	
funny	
fur	
furniture	
further	
fuss	
fussy	
future	
future	



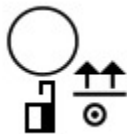
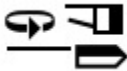








# American Sign Language Dictionary

Spoken Word	SignWriting
fuzzy	
G	
G	
GA	
Gala	
galaxy	
Gallaudet	
Gallaudet	
Gallaudet	







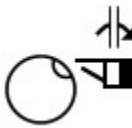


# American Sign Language Dictionary

Spoken Word	SignWriting
Gallaudet	
Gallaudet	
gallop	
galoshes	
game	
game	
game	
Gandhi	
garage	

# American Sign Language Dictionary

Spoken Word	SignWriting
garbage	
garden	
garden	
gas	
gas	
gas	
gas	
gas	
gather	
gather	

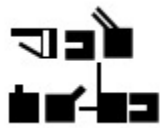




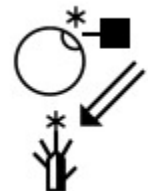

# American Sign Language Dictionary

Spoken Word	SignWriting
gay	
gay	
gay	
gay	
gay	
gee	
geek	
gene	
generally	

# American Sign Language Dictionary

Spoken Word	SignWriting
generally	The sign for 'generally' is composed of several elements: two hands with index fingers pointing up and outwards at the top; a central circle with a vertical line through it; two hands with index fingers pointing down and outwards; and a horizontal line with an asterisk in the center at the bottom.
generations	The sign for 'generations' starts with a horizontal line, followed by a hand with the index finger pointing up and to the right, then a hand with the index finger pointing down and to the right, and finally a hand with the index finger pointing up and to the right.
generations	The sign for 'generations' starts with a horizontal line, followed by a hand with the index finger pointing up and to the right, then a hand with the index finger pointing down and to the right, and finally a hand with the index finger pointing up and to the right.
generations	The sign for 'generations' starts with a horizontal line, followed by a hand with the index finger pointing up and to the right, then a hand with the index finger pointing down and to the right, and finally a hand with the index finger pointing up and to the right.
generations	The sign for 'generations' starts with a horizontal line, followed by a hand with the index finger pointing up and to the right, then a hand with the index finger pointing down and to the right, and finally a hand with the index finger pointing up and to the right.
Genesis	The sign for 'Genesis' is composed of a hand with the index finger pointing up and to the right, followed by a hand with the index finger pointing down and to the right, and finally a hand with the index finger pointing up and to the right.
genius	The sign for 'genius' is composed of a hand with the index finger pointing up and to the right, followed by a hand with the index finger pointing down and to the right, and finally a hand with the index finger pointing up and to the right.


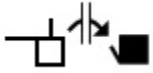
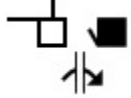






# American Sign Language Dictionary

Spoken Word	SignWriting
gentile	
gentle	
gentleman	
gentleman	
gentleman	
gentleman	
gentleman - left	

# American Sign Language Dictionary








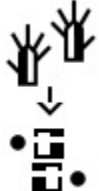
Spoken Word	SignWriting
gentleman - right	The sign is composed of a circle with a dot inside, a hand with fingers spread, a double arrow pointing down and to the right, and a hand with fingers spread.
gentleman-left	The sign is composed of a hand with fingers spread, a circle with a dot inside, a double arrow pointing down and to the left, and a hand with fingers spread.
geography	The sign is composed of a double arrow pointing up and to the left, a double arrow pointing down and to the right, a plus sign, and a hand with fingers spread.
geologist	The sign is composed of a plus sign, a hand with fingers spread, a double arrow pointing up and to the left, and a double arrow pointing down and to the right.
geology	The sign is composed of a plus sign, a hand with fingers spread, a double arrow pointing up and to the left, and a double arrow pointing down and to the right.
geometry	The sign is composed of a hand with fingers spread, a circle with a dot inside, a hand with fingers spread, and a double arrow pointing up and to the right.
George	The sign is composed of a smiley face, a hand with fingers spread, a circle with a dot inside, and a hand with fingers spread.
george	The sign is composed of a horizontal line, a hand with fingers spread, and a circle with a dot inside.

# American Sign Language Dictionary

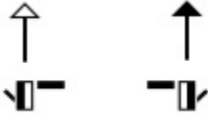


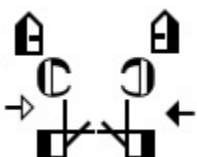




Spoken Word	SignWriting
George W. Bush	
Georgia	
Georgia	
Georgia	
geosphere	
German	
German	
German	
German Sign Language	




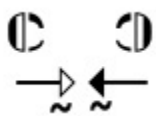



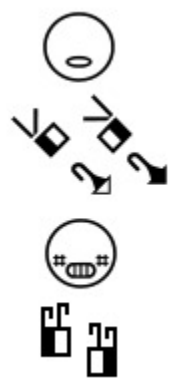

# American Sign Language Dictionary

Spoken Word	Sign Writing
Germany	
Germany	
Germany	
Germany	
gesture	
get	
get	
get	

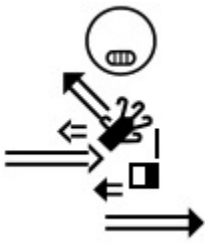

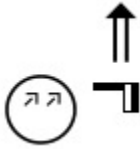



# American Sign Language Dictionary

Spoken Word	SignWriting
get along	
get away	
get back together	
get back together	
get gas	
get in bed	
get in bed	
get in vehicle	

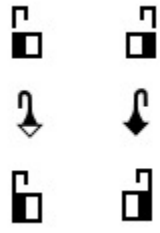

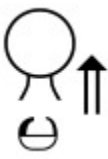





# American Sign Language Dictionary

Spoken Word	SignWriting
get out of vehicle	
get together	
get up	
get-in	
get-out-of	
get-sick	
get-up	





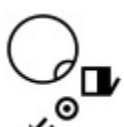




# American Sign Language Dictionary

Spoken Word	SignWriting
getting closer	
ghost	
giant	
gift	
gift - left hand	
gift - right hand	


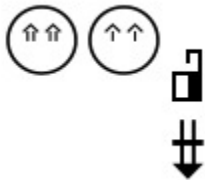




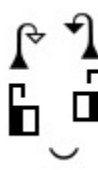

# American Sign Language Dictionary

Spoken Word	SignWriting
gift money	
gills	
girafa	
giraffe	
girl	
girl	
girl	
girl	

# American Sign Language Dictionary

Spoken Word	SignWriting
girl	 The sign is represented by a large circle with a small circle inside it. To the right of the large circle is a small square with a vertical line through it. Below the large circle is a small circle with a dot in the center, and below that is a small arrow pointing down and to the left.
girl	 The sign is represented by a large circle with a small circle inside it. To the right of the large circle is a small square with a vertical line through it. Below the large circle is a small circle with a dot in the center, and below that is a small arrow pointing down and to the left. There is also a small asterisk to the right of the large circle.
girl	 The sign is represented by a large circle with a small circle inside it. To the right of the large circle is a small square with a vertical line through it. Below the large circle is a small circle with a dot in the center, and below that is a small arrow pointing down and to the left. There is also a small asterisk to the right of the large circle.
girl	 The sign is represented by a large circle with a small circle inside it. To the right of the large circle is a small square with a vertical line through it. Below the large circle is a small circle with a dot in the center, and below that is a small arrow pointing down and to the left. There is also a small asterisk to the right of the large circle.
girl	 The sign is represented by a large circle with a small circle inside it. To the right of the large circle is a small square with a vertical line through it. Below the large circle is a small circle with a dot in the center, and below that is a small arrow pointing down and to the left.
girl	 The sign is represented by a large circle with a small circle inside it. To the right of the large circle is a small square with a vertical line through it. Below the large circle is a small circle with a dot in the center, and below that is a small arrow pointing down and to the left. There is also a small asterisk to the right of the large circle.
girl (left hand)	 The sign is represented by a large circle with a small circle inside it. To the left of the large circle is a small square with a vertical line through it. Below the large circle is a small circle with a dot in the center, and below that is a small arrow pointing down and to the left.
girl-left-hand	 The sign is represented by a large circle with a small circle inside it. To the left of the large circle is a small square with a vertical line through it. Below the large circle is a small circle with a dot in the center, and below that is a small arrow pointing down and to the left.
give	 The sign is represented by a small circle with a dot in the center, and below that is a small arrow pointing down and to the left.

# American Sign Language Dictionary

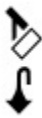

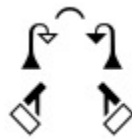






Spoken Word	SignWriting
give	
give	
give	
give	
give	
give	
give	
give	

# American Sign Language Dictionary


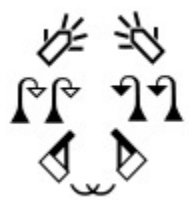
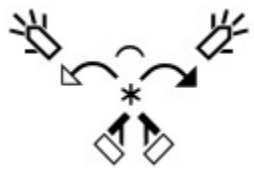

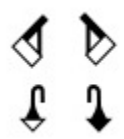
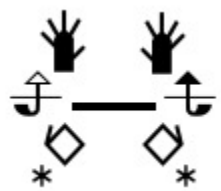
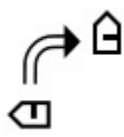
Spoken Word	SignWriting
give	
give	
give	
give	
give	
Give	
Give	





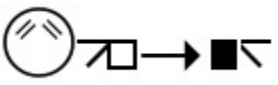






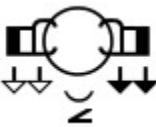
# American Sign Language Dictionary

Spoken Word	SignWriting
give (2) you give me	
give (2) you give me	
give (v) I give you	
give (v) I give you	
give myself baby	
give to me	
give-back	
give-cup-to	
give-cups-to-several-people	








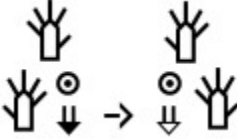

# American Sign Language Dictionary

Spoken Word	SignWriting
give-gift	
give-give	
give-out	
give-to	
give-to-me	
give-up	
GIVE-you	

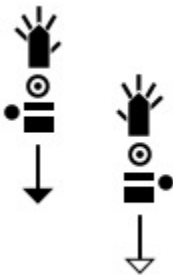

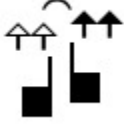

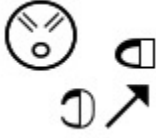
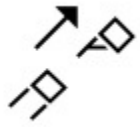

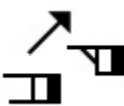
# American Sign Language Dictionary

Spoken Word	SignWriting
gives	
glad	
glance	
glass	
glass	
glass	
glasses	
glasses	
glasses	
glasses	

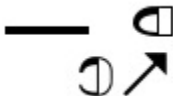
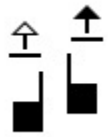

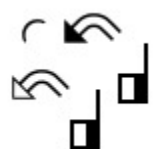
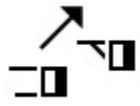

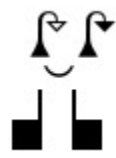
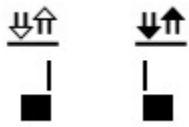

# American Sign Language Dictionary

Spoken Word	SignWriting
glimpse	
global	
globe	
globe	
glory	
glory	
glove	
gloves	
gloves	

# American Sign Language Dictionary

Spoken Word	SignWriting
gloves	
glue	
go	
go	
go	
go	
go	
go	

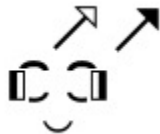
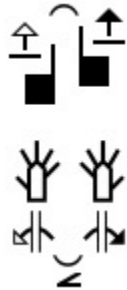
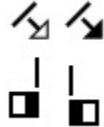
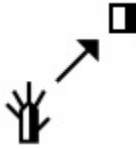
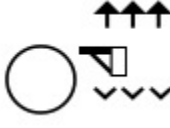

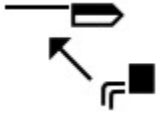

# American Sign Language Dictionary

Spoken Word	SignWriting
go	
go	
go	
go	
go	
go	
go	
go	
go	

# American Sign Language Dictionary

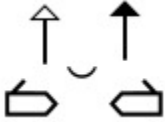
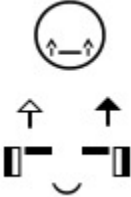

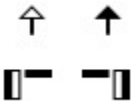

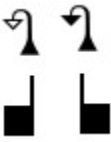

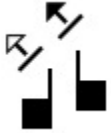
Spoken Word	SignWriting
go	The SignWriting for lowercase 'go' consists of two parts. The first part is a 'g' handshape (index and thumb extended, other fingers curled) with a counter-clockwise movement arrow. The second part is an 'o' handshape (open palm, fingers curled) with a clockwise movement arrow.
go	The SignWriting for lowercase 'go' consists of two parts. The first part is a 'g' handshape (index and thumb extended, other fingers curled) with a counter-clockwise movement arrow. The second part is an 'o' handshape (open palm, fingers curled) with a clockwise movement arrow.
Go	The SignWriting for uppercase 'Go' consists of two parts. The first part is a 'G' handshape (index and thumb extended, other fingers curled) with a counter-clockwise movement arrow. The second part is an 'O' handshape (open palm, fingers curled) with a clockwise movement arrow.

# American Sign Language Dictionary

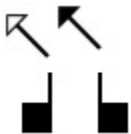

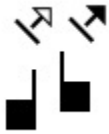


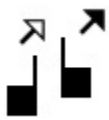
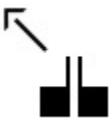
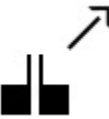


Spoken Word	SignWriting
go (plural)	 The sign is represented by two small squares, each with a curved arrow pointing upwards and to the right. A larger curved arrow below them indicates a sweeping motion from left to right.
go (v) went	 The sign is represented by two small squares, each with a small house icon on top. Below them are two hand icons with fingers spread, and a curved arrow indicating a sweeping motion from left to right.
go backwards right	 The sign is represented by two small squares, each with a small house icon on top. Below them are two hand icons with fingers spread, and a curved arrow indicating a sweeping motion from left to right.
go out	 The sign is represented by a hand icon with fingers spread, pointing upwards and to the right, towards a small square.
go out repeatedly	 The sign is represented by a circle on the left, followed by a hand icon with fingers spread, pointing upwards and to the right, towards a small square. Above the hand icon are three small upward-pointing arrows, and below it are three small downward-pointing arrows.
go through doorway	 The sign is represented by a small house icon on the left, followed by a hand icon with fingers spread, pointing upwards and to the right, towards a small square.
go under table	 The sign is represented by a horizontal line on the left, followed by a hand icon with fingers spread, pointing upwards and to the right, towards a small square.
go up years	 The sign is represented by a hand icon with fingers spread, pointing upwards and to the right, towards a small square.











# American Sign Language Dictionary

Spoken Word	SignWriting
go-ahead	
go-ahead	
go-ahead	
go-ahead	
go-away-	
go-down	
go-forward	
go-l	





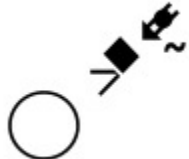
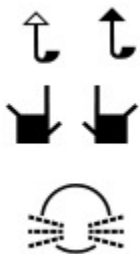

# American Sign Language Dictionary

Spoken Word	SignWriting
go-left	
go-plural-forward	
go-r	
go-r one handed	
go-right	
go-right	
go-together-left	
go-together-right	
goal	
goal	

# American Sign Language Dictionary

Spoken Word	SignWriting
Goal	
goal left	
goat	
goat	
goatee	
God	
God	
God	

# American Sign Language Dictionary

Spoken Word	SignWriting
God	
God	
God	
God himself	
God-look-down	
God-loves-you-much	
Goddess	


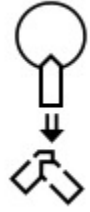




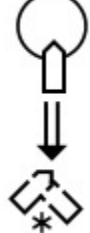
# American Sign Language Dictionary

Spoken Word	SignWriting
godly	<p>The SignWriting for 'godly' consists of two parts. The top part shows the signs for 'god' (two vertical lines with upward arrows) and 'ly' (a hand with fingers spread, a vertical line with a star, and a vertical line with a horizontal bar). The bottom part shows a smiley face with two upward arrows inside, representing the suffix '-ly'.</p>
gold	<p>The SignWriting for 'gold' consists of a circle representing the letter 'G' and a hand with the index finger pointing up, representing the letter 'D'.</p>
gold	<p>The SignWriting for 'gold' consists of a circle representing the letter 'G' and a hand with the index finger pointing up, representing the letter 'D'.</p>
gold	<p>The SignWriting for 'gold' consists of a circle representing the letter 'G' and a hand with the index finger pointing up, representing the letter 'D'.</p>
Goldilocks	<p>The SignWriting for 'Goldilocks' consists of a smiley face with two upward arrows inside, representing the letter 'G', and a hand with the index finger pointing up, representing the letter 'D'.</p>
Goldilocks	<p>The SignWriting for 'Goldilocks' consists of a smiley face with two upward arrows inside, representing the letter 'G', and a hand with the index finger pointing up, representing the letter 'D'.</p>
Goldilocks	<p>The SignWriting for 'Goldilocks' consists of a smiley face with two upward arrows inside, representing the letter 'G', and a hand with the index finger pointing up, representing the letter 'D'.</p>

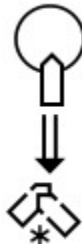

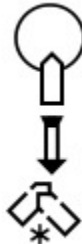

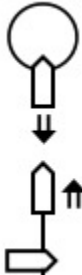
# American Sign Language Dictionary

Spoken Word	SignWriting
golf	The sign for 'golf' is represented by a stylized golf club head and a golf ball, with a small arrow indicating the direction of the club head.
gone	The sign for 'gone' is represented by a stylized hand with fingers spread, a vertical line with an asterisk, and a downward arrow.
gone	The sign for 'gone' is represented by a stylized hand with fingers spread, a vertical line with an asterisk, and a downward arrow.
gone	The sign for 'gone' is represented by a stylized hand with fingers spread, a vertical line with an asterisk, and a downward arrow.
gone	The sign for 'gone' is represented by a stylized hand with fingers spread, a vertical line with an asterisk, and a downward arrow.
gone	The sign for 'gone' is represented by a stylized hand with fingers spread, a vertical line with an asterisk, and a downward arrow.
gone	The sign for 'gone' is represented by a stylized hand with fingers spread, a vertical line with an asterisk, and a downward arrow.
gone	The sign for 'gone' is represented by a stylized hand with fingers spread, a vertical line with an asterisk, and a downward arrow.
good	The sign for 'good' is represented by a stylized hand with fingers spread, a vertical line with an asterisk, and a downward arrow.
good	The sign for 'good' is represented by a stylized hand with fingers spread, a vertical line with an asterisk, and a downward arrow.

# American Sign Language Dictionary

Spoken Word	SignWriting
good	
good	
good	
good	
good	
good	
good	

# American Sign Language Dictionary

Spoken Word	SignWriting
good	
good	
good	
good income	
good morning	







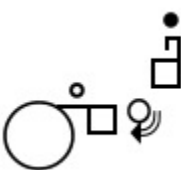




# American Sign Language Dictionary

Spoken Word	SignWriting
good night	The sign for 'good night' is represented by a circle with a horizontal line through its center. Below the circle are two asterisks, with a downward-pointing arrow between them. At the bottom is a stylized graphic of a bed with a pillow and blanket.
good point	The sign for 'good point' is represented by a circle containing a wavy line. To its right is a vertical sequence of symbols: a tilde (~), an upward-pointing arrow, a small circle, and a diamond.
good-friend	The sign for 'good-friend' is represented by a vertical sequence of symbols: a tilde (~), an upward-pointing arrow, a plus sign (+), a small square, and a diamond.
goodbye	The sign for 'goodbye' is represented by a stylized hand with fingers spread, followed by two rightward-pointing arrows.
goodbye	The sign for 'goodbye' is represented by a wavy line above a stylized graphic of a hand or arm.
Google	The sign for 'Google' is represented by a sequence of geometric shapes: a stylized 'G' (a square with a horizontal line), a circle, another circle, another stylized 'G', another square with a horizontal line, and a final square.
goose	The sign for 'goose' is represented by two leftward-pointing arrows on the left and a stylized graphic of a goose's head and neck on the right.
goosebumps	The sign for 'goosebumps' is represented by a stylized hand with fingers spread, with several small circles above it. To the left is a leftward-pointing arrow, and to the right are three vertical bars of increasing height.



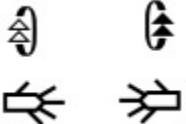

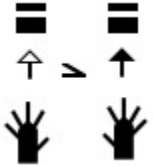



# American Sign Language Dictionary

Spoken Word	SignWriting
gorilla	<p>The SignWriting for 'gorilla' consists of two parts. The top part shows two hands with fingers spread, palms facing each other, with a small circle above each hand and a curved arrow indicating a downward movement. The bottom part shows two hands with fingers spread, palms facing each other, with a small circle above each hand and a curved arrow indicating a downward movement. The left hand has a single hash symbol (#) and a diamond shape below it. The right hand has a double hash symbol (##) and a diamond shape below it.</p>
gorilla	<p>The SignWriting for 'gorilla' consists of two parts. The top part shows two hands with fingers spread, palms facing each other, with a small circle above each hand and a curved arrow indicating a downward movement. The bottom part shows two hands with fingers spread, palms facing each other, with a small circle above each hand and a curved arrow indicating a downward movement. The left hand has a single hash symbol (#) and a diamond shape below it. The right hand has a double hash symbol (##) and a diamond shape below it.</p>
Gospel	<p>The SignWriting for 'Gospel' consists of a single hand with fingers spread, palm facing left, with a small circle above the hand and a curved arrow indicating a downward movement. The hand is positioned over a diamond shape.</p>
Gospel	<p>The SignWriting for 'Gospel' consists of a single hand with fingers spread, palm facing left, with a small circle above the hand and a curved arrow indicating a downward movement. The hand is positioned over a diamond shape.</p>
gossip	<p>The SignWriting for 'gossip' consists of two parts. The top part shows two hands with fingers spread, palms facing each other, with a small circle above each hand and a curved arrow indicating a downward movement. The bottom part shows two hands with fingers spread, palms facing each other, with a small circle above each hand and a curved arrow indicating a downward movement. The left hand has a single hash symbol (#) and a diamond shape below it. The right hand has a double hash symbol (##) and a diamond shape below it.</p>
gossiping	<p>The SignWriting for 'gossiping' consists of two parts. The top part shows two hands with fingers spread, palms facing each other, with a small circle above each hand and a curved arrow indicating a downward movement. The bottom part shows two hands with fingers spread, palms facing each other, with a small circle above each hand and a curved arrow indicating a downward movement. The left hand has a single hash symbol (#) and a diamond shape below it. The right hand has a double hash symbol (##) and a diamond shape below it.</p>

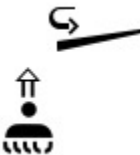
# American Sign Language Dictionary

Spoken Word	SignWriting
government	
government	
government	
government	
government	
government	
government	
government	
government	







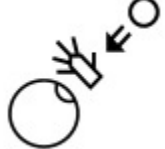
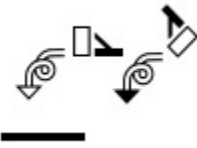
# American Sign Language Dictionary

Spoken Word	SignWriting
Government2	
Government3	
gown	
grab	
grab	
grab	
grab	
grab and lift rounded object	











# American Sign Language Dictionary

Spoken Word	SignWriting
grab bar shaped object on left	 <p>The SignWriting symbol consists of a stylized hand with fingers spread, positioned below a horizontal bar. Above the bar is a small upward-pointing arrow. To the right of the bar is a curved arrow pointing upwards and to the right, indicating a specific hand movement or orientation.</p>

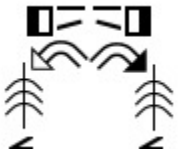
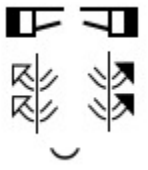






# American Sign Language Dictionary

Spoken Word	SignWriting
grab bar shaped object to left	
grab from left	
grab me	
grab me	
grab me	
grace	
grace	
gracious	

# American Sign Language Dictionary








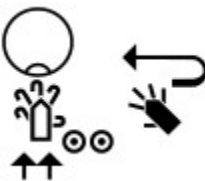
Spoken Word	SignWriting
grade	
grade A	
grade B	
grade C	
grade D	
grade F	
graduate	
graduate	
graduate school	
graduation	

# American Sign Language Dictionary

Spoken Word	Sign Writing
grammar	
grammar	
grammar	
grandfather	
grandfather	
grandfather	
grandmother	
grandmother	










# American Sign Language Dictionary

Spoken Word	SignWriting
grandparents	
grapes	
grapes	
grapes	
grass	
grass	
grass	
grassland	







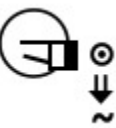


# American Sign Language Dictionary

Spoken Word	SignWriting
grassroots	
gratitude	
grave	
grave	
gravy	
gray	
gray	
grease	





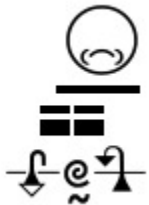
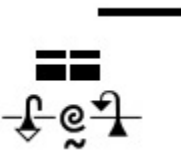
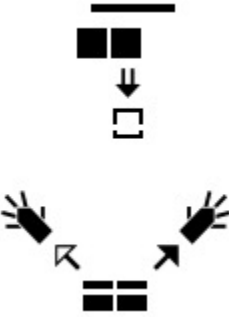
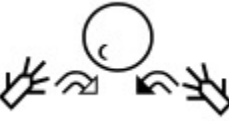
# American Sign Language Dictionary

Spoken Word	Sign Writing
Great Britain	
great grandfather	
great grandfather	
great grandmother	
great great grandfather	
great great grandfather	
great great grandmother	

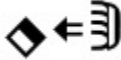

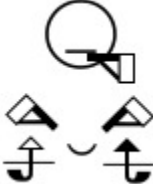

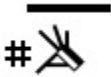


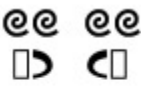

# American Sign Language Dictionary

Spoken Word	SignWriting
grecian	
Greece	
Greece	
Greece	
greed	
Greek	
Greek	
Greek	
green	



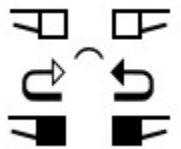


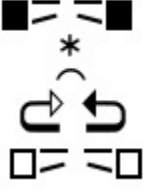
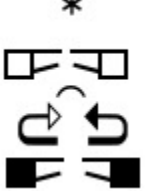
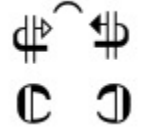
# American Sign Language Dictionary

Spoken Word	SignWriting
green	
green	
grey	
grey	
grief	
grief	
grief	
grim	

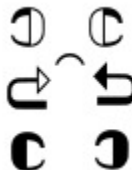
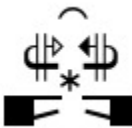




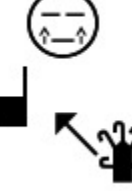

# American Sign Language Dictionary

Spoken Word	SignWriting
grip	
gripe	
grocery	
gross	
gross	
grouchy	
ground	
ground	 

# American Sign Language Dictionary

Spoken Word	Sign Writing
groundwater	 
group	
group	
group	
group	
group	
group	

# American Sign Language Dictionary





Spoken Word	SignWriting
group	
group	
group-3	
group-3times	
group-cl	
group-come-here	
group-go-towards	
group-levite-	



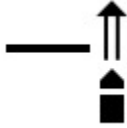









# American Sign Language Dictionary

Spoken Word	SignWriting
group-responsibility	
group-success	
groups	
groups	
groups	
groups	
groups	




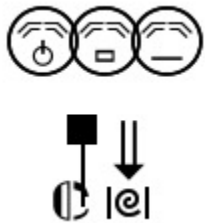


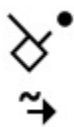

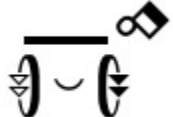
# American Sign Language Dictionary

Spoken Word	SignWriting
grow	
grow up	
grow-up	
grow-up	





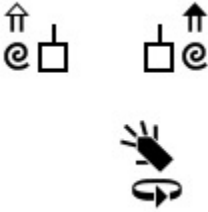



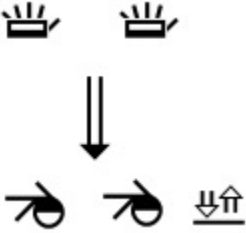
# American Sign Language Dictionary

Spoken Word	SignWriting
grow-up	
grumble	
grumpy	
guarani	
guess	
guess	
guffaw	
guide	
guide	
guilt	

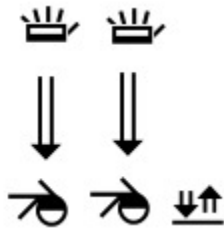

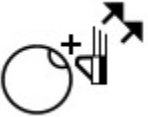





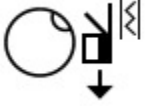

# American Sign Language Dictionary

Spoken Word	SignWriting
guilty	
guilty	
gullible	
gulp	
gum	
gum	
gun	
gym	
gym	

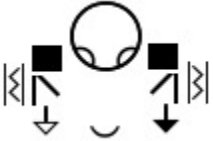
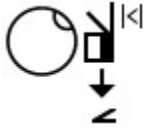

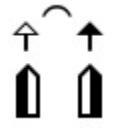
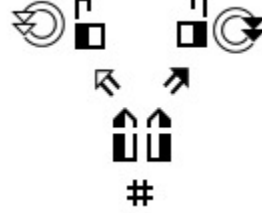
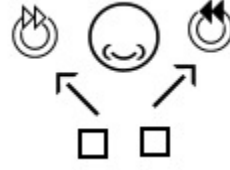
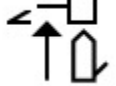


# American Sign Language Dictionary

Spoken Word	SignWriting
gymnastics	
H	
habit	
habit	
habitat	
hack	
haha	
haha	
Hail	


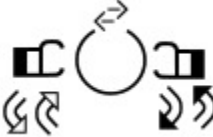

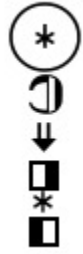


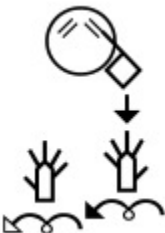
# American Sign Language Dictionary

Spoken Word	SignWriting
Hail	
hair	
hair	
hair	
hair dryer	 
hair stylist	 
haircut	
haircut	

# American Sign Language Dictionary


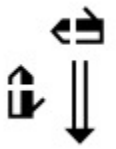





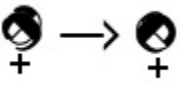

Spoken Word	SignWriting
haircut	
haircut	
half hour	
hall	
hallelujah	
hallelujah	
hallowed	
Halloween	
Halloween	

# American Sign Language Dictionary



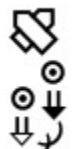
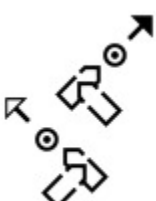





Spoken Word	SignWriting
Halloween Florida	
Halloween in Hawaii	
Halloween New York	
Halloween New York 2	
Halloween North Carolina	
Halloween North Dakota	
hallucination	



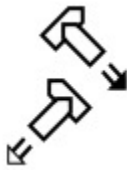


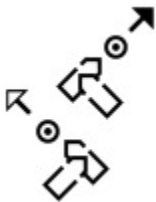
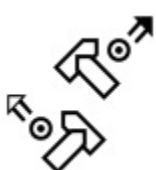
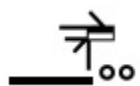


# American Sign Language Dictionary

Spoken Word	SignWriting
hallucinations	
halve	
ham	
Hamburg	
hamburger	
hamburger	
hamburger	
hamburger	
hamburger	





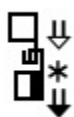

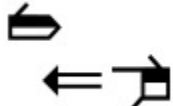


# American Sign Language Dictionary

Spoken Word	SignWriting
hammer	
hand	
hand	
hand	
hand (single)	
hand accident	  
handkerchief	



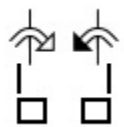
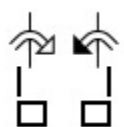

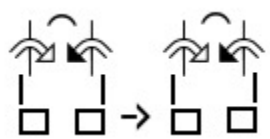




# American Sign Language Dictionary

Spoken Word	SignWriting
hands	
hands	 
hands	
hands	
hands off	
hands off	
handshapebopentthumb	





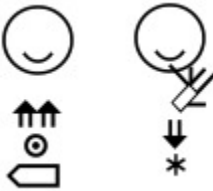

# American Sign Language Dictionary

Spoken Word	SignWriting
handsome	
handwave	
handwave	
handwave	
hang	
hang-up-	
hangar	
hangout	
hangover	










# American Sign Language Dictionary

Spoken Word	SignWriting
Hanukah	
Hanukkah	
happen	
happen	
happen	
happenings	
happily	
happy	
happy	
happy	



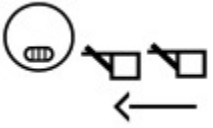




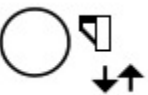


# American Sign Language Dictionary

Spoken Word	SignWriting
happy	
happy	
happy	
happy	
Happy Birthday	
Happy Birthday	

# American Sign Language Dictionary

Spoken Word	SignWriting
Happy excitement ;-)	
harass	
hard	
hard	
hard	
hard	
hard	
hard hearted	
hard of hearing	

# American Sign Language Dictionary







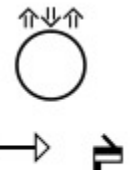

Spoken Word	SignWriting
hard-of-hearing	
Hardee	
harmonica	
harmony	
harsh	
harvest	
hassle	
Hat	
hat	
hat	



# American Sign Language Dictionary

Spoken Word	SignWriting
hat	
hat	
hatch	
hate	
hate	
hatred	
haunt	


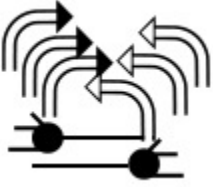






# American Sign Language Dictionary

Spoken Word	SignWriting
Haunt	
have	
have	
have	
have	
have	
have	
have	

# American Sign Language Dictionary

Spoken Word	SignWriting
have-done	<p>The sign 'have-done' is represented by a sequence of five symbols. The first symbol consists of two circles side-by-side; the left circle contains a horizontal wavy line, and the right circle contains a sun-like symbol with rays. The second symbol shows two hands with fingers spread, palms facing each other. The third symbol shows two hands with fingers spread, palms facing each other, with a small '1' below the right hand. The fourth symbol is a large circle. The fifth symbol shows a hand with fingers spread, palm facing down, with a small circle and an arrow pointing down below it.</p>
have-to	<p>The sign 'have-to' is represented by a sequence of three symbols. The first symbol is a diamond shape with a small '1' below it. The second symbol is a diamond shape with a small '1' below it. The third symbol is a diamond shape with a small '1' below it.</p>
Hawaii	<p>The sign 'Hawaii' is represented by a sequence of three symbols. The first symbol is a circle with an asterisk inside. The second symbol is a circle with a small circle inside it. The third symbol is a diamond shape with a small circle inside it.</p>
Hawaii	<p>The sign 'Hawaii' is represented by a sequence of three symbols. The first symbol is a circle with a small circle inside it. The second symbol is a circle with a small circle inside it. The third symbol is a diamond shape with a small circle inside it.</p>
Hawaii	<p>The sign 'Hawaii' is represented by a sequence of three symbols. The first symbol is a circle with a small circle inside it. The second symbol is a circle with a small circle inside it. The third symbol is a diamond shape with a small circle inside it.</p>
Hawaii	<p>The sign 'Hawaii' is represented by a sequence of three symbols. The first symbol is a circle with a small circle inside it. The second symbol is a circle with a small circle inside it. The third symbol is a diamond shape with a small circle inside it.</p>
Hawaii	<p>The sign 'Hawaii' is represented by a sequence of three symbols. The first symbol is a circle with a small circle inside it. The second symbol is a circle with a small circle inside it. The third symbol is a diamond shape with a small circle inside it.</p>
Hawaii	<p>The sign 'Hawaii' is represented by a sequence of three symbols. The first symbol is a circle with a small circle inside it. The second symbol is a circle with a small circle inside it. The third symbol is a diamond shape with a small circle inside it.</p>

# American Sign Language Dictionary

Spoken Word	SignWriting
Hawaiian	
Hay	
hazard	
hazy	
he	
he	
he	
he	








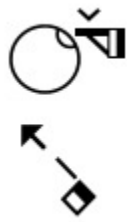

# American Sign Language Dictionary

Spoken Word	SignWriting
he	
he	
he	
he	
He - left hand - forward right	
He - left hand - to the right	
He - right hand - forward left	


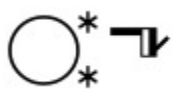

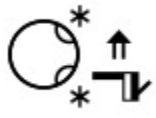

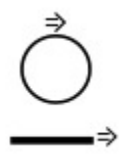



# American Sign Language Dictionary

Spoken Word	SignWriting
He - right hand - to the left	The sign is represented by a circle with a checkmark above it. To the right of the circle is a small square with a diagonal line. Below the circle is a horizontal line with an arrow pointing left, and a small square to its right.
he - straight ahead - left hand	The sign is represented by a circle with a checkmark above it. To the left of the circle is a small square with a diagonal line. Below the circle is a vertical line with an arrow pointing up, and a small square to its left.
he - straight ahead - right hand	The sign is represented by a circle with a checkmark above it. To the right of the circle is a small square with a diagonal line. Below the circle is a vertical line with an arrow pointing up, and a small square to its right.
He lives (there) in America	
He lives in America	
He to the left - left hand	The sign is represented by a circle with a checkmark above it. To the left of the circle is a small square with a diagonal line. Below the circle is a diagonal line with an arrow pointing up and to the left, and a small square to its right.
He-above	The sign is represented by a vertical line with an arrow pointing up, and a small square to its left. Below this is a circle containing two small upward-pointing arrows.
he-above	The sign is represented by a circle containing two small upward-pointing arrows. To the right of the circle is a vertical line with an arrow pointing up, and a small square to its left.

# American Sign Language Dictionary

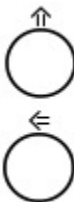








Spoken Word	SignWriting
He-above	
he-down-right	
he-down-right	
he-left	
he-left	
he-or-she	
he-right	
he-to-the-left	
He-up-right	

# American Sign Language Dictionary









Spoken Word	SignWriting
He_God	
head	
head	
head	
head	
head body shift right	
head forward eyebrows up	
head jerk	
head jerk forward	



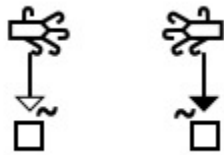
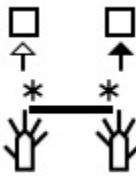
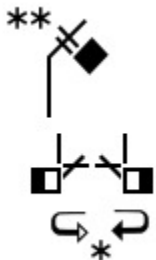
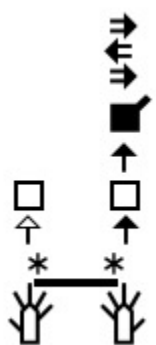
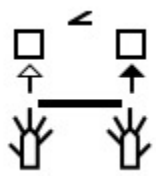


# American Sign Language Dictionary

Spoken Word	SignWriting
head move	
head nod	
head shake	
head tilt forward	
head tilt left	
head tilt right	
head up squint eyes	
head-neg	
head-over-heels	









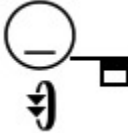
# American Sign Language Dictionary

Spoken Word	SignWriting
head-up	
headache	
headache	
headnod	
headnod-slow	
headnod-smile	
headtilt right	
headturn-R	


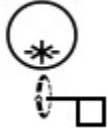
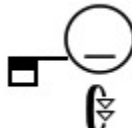





# American Sign Language Dictionary

Spoken Word	SignWriting
heal	
health	
health clinic	
health insurance	
healthy	
hear	
hear	






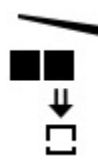


# American Sign Language Dictionary

Spoken Word	SignWriting
hearing	 A circle with a horizontal line inside, a small square to the right, and two asterisks (**).
hearing	 A circle with a horizontal line inside, a small square to the right, and a vertical line with three upward-pointing arrows below it.
hearing	 A circle with a horizontal line inside, a small square to the right, and a vertical line with three upward-pointing arrows below it.
hearing	 A circle with a horizontal line inside, a small square to the right, and a vertical line with three upward-pointing arrows below it.
hearing	 A circle with a horizontal line inside, a small square to the right, and a vertical line with three upward-pointing arrows below it.
hearing aid	 A circle with a horizontal line inside, a small square to the right, and two downward-pointing arrows below it.
hearing aid	 A circle with a horizontal line inside, a small square to the right, and two asterisks (**).
hearing person	 A circle with a horizontal line inside, a small square to the right, and a vertical line with three upward-pointing arrows below it.
hearing person	 A circle with a horizontal line inside, a small square to the right, and a vertical line with three upward-pointing arrows below it.



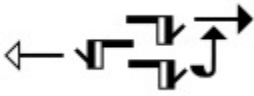
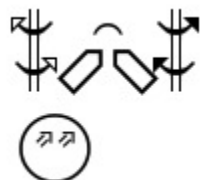
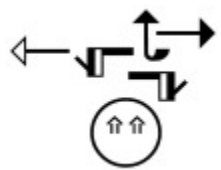

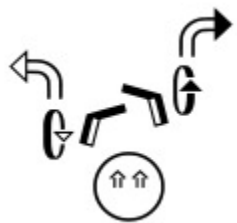
# American Sign Language Dictionary

Spoken Word	SignWriting
hearing person	
hearing person	
hearing-left	
heart	
heart	
heart	
heart	
heart	


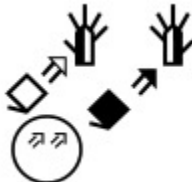
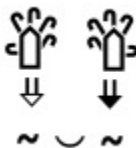



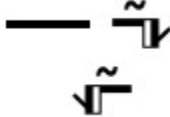
# American Sign Language Dictionary

Spoken Word	Sign Writing
heart	
heart	
heart attack	
heart beat	
heart beat	
heart-break	
heartbreak	
heat	

# American Sign Language Dictionary











Spoken Word	SignWriting
heat	
Heather	
heaven	
heaven	
heaven	
heaven	
heaven	

# American Sign Language Dictionary











Spoken Word	Sign Writing
heavenly	
Heavenly-Father	
heavy	
heavy	
heavy	
heavy rain	
height	



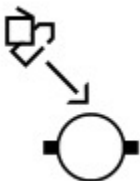


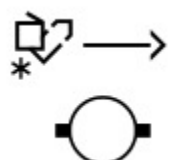

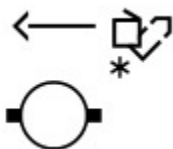

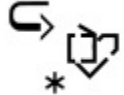
# American Sign Language Dictionary

Spoken Word	SignWriting
helicopter	 The sign for 'helicopter' is represented by a hand with fingers spread, palm facing right, with a wavy line above it indicating rotation. A small square is positioned below the hand.
helicopter	 The sign for 'helicopter' is represented by a hand with fingers spread, palm facing right, with a wavy line above it indicating rotation. A small square is positioned below the hand.
helicopter-left	 The sign for 'helicopter-left' is represented by a hand with fingers spread, palm facing left, with a wavy line above it indicating rotation. A small square is positioned below the hand.
hell	 The sign for 'hell' is represented by a hand with fingers spread, palm facing right, with a wavy line above it indicating rotation. A small square is positioned below the hand.
hell	 The sign for 'hell' is represented by a hand with fingers spread, palm facing right, with a wavy line above it indicating rotation. A small square is positioned below the hand.
hello	 The sign for 'hello' is represented by a hand with fingers spread, palm facing right, with a wavy line above it indicating rotation. A small square is positioned below the hand.
hello	 The sign for 'hello' is represented by a hand with fingers spread, palm facing right, with a wavy line above it indicating rotation. A small square is positioned below the hand.
hello	 The sign for 'hello' is represented by a hand with fingers spread, palm facing right, with a wavy line above it indicating rotation. A small square is positioned below the hand.
hello	 The sign for 'hello' is represented by a hand with fingers spread, palm facing right, with a wavy line above it indicating rotation. A small square is positioned below the hand.
hello	 The sign for 'hello' is represented by a hand with fingers spread, palm facing right, with a wavy line above it indicating rotation. A small square is positioned below the hand.









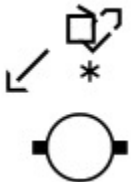
# American Sign Language Dictionary

Spoken Word	SignWriting
hello	
hello	
hello	
hello	
hello	
hello	
hello	
hello	
hello	
helmet	

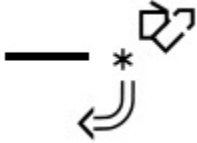







# American Sign Language Dictionary

Spoken Word	SignWriting
help	
help	
help	
help	
help	
help	
help	
help	


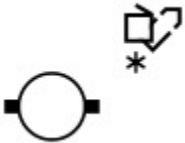
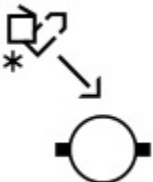

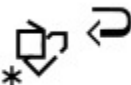




# American Sign Language Dictionary

Spoken Word	SignWriting
help	
help	
help	
help	
help	
help	
help	
help	
help	





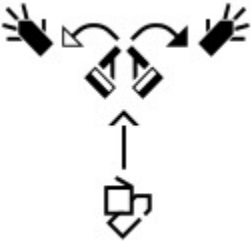



# American Sign Language Dictionary

Spoken Word	SignWriting
help	
help	
help	
help	
help	
help	
help	
help	


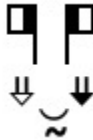
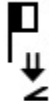




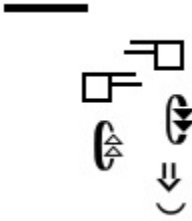
# American Sign Language Dictionary

Spoken Word	SignWriting
help	
help	
help	
help	
help	
help	
help	
help (2) you help me	
help (2) you help me	

# American Sign Language Dictionary


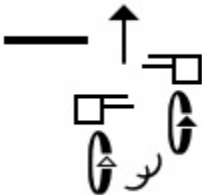

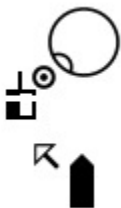


Spoken Word	SignWriting
help (v) they help me	
help (v) to help	
help all of you	
help all of you	
help all over	
helping	
hen	
herd	

# American Sign Language Dictionary



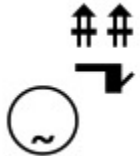


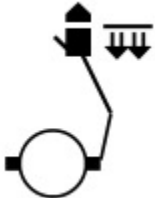

Spoken Word	Sign Writing
here	
here	
here	
here	
here	
here	
here	
heredity	







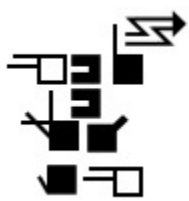
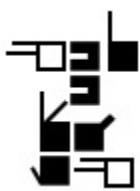
# American Sign Language Dictionary

Spoken Word	SignWriting
heredity	 The sign for 'heredity' is written in three strokes. The first stroke is a horizontal line. The second stroke is a vertical line with a downward arrow and a small circle. The third stroke is a vertical line with a downward arrow and a small circle.
heredity	 The sign for 'heredity' is written in three strokes. The first stroke is a horizontal line. The second stroke is a vertical line with an upward arrow and a small circle. The third stroke is a vertical line with a downward arrow and a small circle.
hers (right)	 The sign for 'hers (right)' is written in three strokes. The first stroke is a circle. The second stroke is a vertical line with a downward arrow and a small circle. The third stroke is a vertical line with a downward arrow and a small circle.
Hers-left hand	 The sign for 'Hers-left hand' is written in three strokes. The first stroke is a circle. The second stroke is a vertical line with a downward arrow and a small circle. The third stroke is a vertical line with a downward arrow and a small circle.
hers-to-the-left	 The sign for 'hers-to-the-left' is written in three strokes. The first stroke is a circle with two arrows pointing left. The second stroke is a vertical line with a downward arrow and a small circle. The third stroke is a vertical line with a downward arrow and a small circle.
hers-to-the-right	 The sign for 'hers-to-the-right' is written in three strokes. The first stroke is a circle with two arrows pointing right. The second stroke is a vertical line with a downward arrow and a small circle. The third stroke is a vertical line with a downward arrow and a small circle.



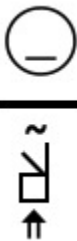

# American Sign Language Dictionary

Spoken Word	SignWriting
hesitate	
heterozygous	
hey	
hey	
hey	
hey	
hey	







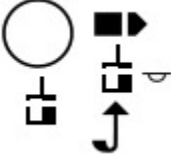
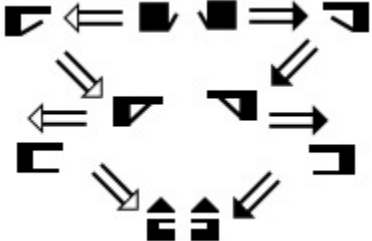
# American Sign Language Dictionary

Spoken Word	SignWriting
hey	
hey	
hey there	
hey there (person on left)	
Hezekiah	
Hezekiah	

# American Sign Language Dictionary

Spoken Word	SignWriting
Hezekiah	
Hezekiah	
HH	
hi	
hi	










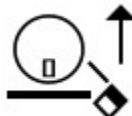
# American Sign Language Dictionary

Spoken Word	SignWriting
hi	
hi	
hi	
hi	
hi!	
hiccup	
hide	
hierarchy	


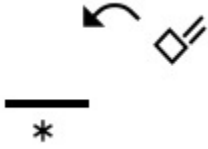





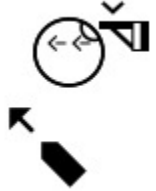
# American Sign Language Dictionary

Spoken Word	SignWriting
high	
high school	
higher	
Highest	
highway	
highway	
hiking	
hiking	
hill	
hill	

# American Sign Language Dictionary

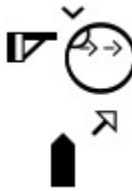





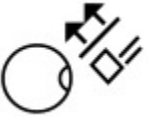

Spoken Word	SignWriting
hill	
him-left	
him-to-the-right	
himself	
himself	
himself	
himself	
himself (left)	
himself (right)	
hindsight	

# American Sign Language Dictionary

Spoken Word	SignWriting
hippo	
hire	
His	
his	
his (left)	
his above	
His Almighty	
his-to-the-left	








# American Sign Language Dictionary

Spoken Word	SignWriting
his-to-the-right	
historian	
historian	
historian	
history	
history	
history	
history	


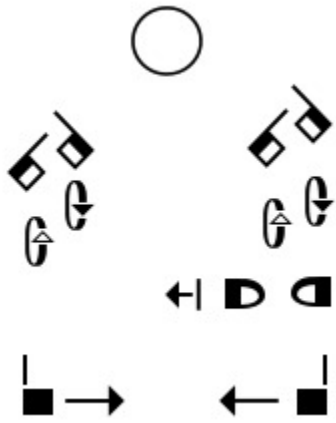

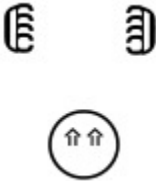
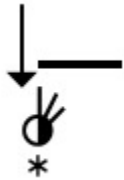


# American Sign Language Dictionary

Spoken Word	SignWriting
hit	
hit	
hit	
hit	
hit	
hit-head	
hit-stone	
hitch - trailer	
hitchhike	
hitchhiker	
hoarse	




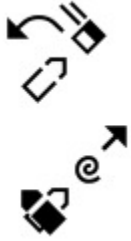





# American Sign Language Dictionary

Spoken Word	SignWriting
hockey	
hold	
hold	
hold	
hold	








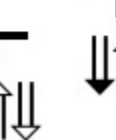
# American Sign Language Dictionary

Spoken Word	SignWriting
hold a grudge	
HOLD REDUCTION	
hold-on	
hold-with-joy	
hole-in-heart	
Holland	
Holland	




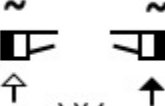




# American Sign Language Dictionary

Spoken Word	SignWriting
Holly	
Holly Sharer	
Hollywood	
holy	
home	
home	
home	
home	
home	



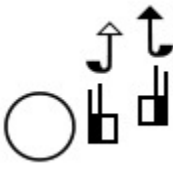
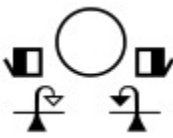

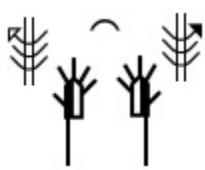

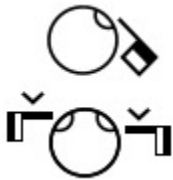

# American Sign Language Dictionary

Spoken Word	SignWriting
home	
home	
home	
home	
home-left	
home-right	
homeostasis	 

# American Sign Language Dictionary


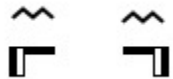
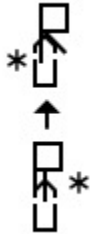
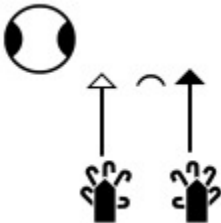

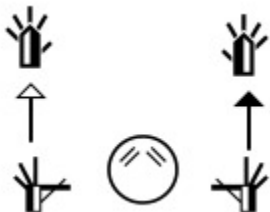
Spoken Word	SignWriting
homework	
homework	
homozygous dominant	
homozygous recessive	
honest	
honey	
Hong Kong	
Hong Kong	

# American Sign Language Dictionary

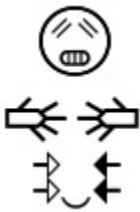






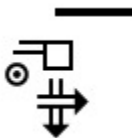
Spoken Word	SignWriting
honk	
Honolulu, Hawaii	
honor	
hood	
hooked	
hooray	
hop	
hope	
hope	



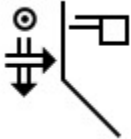
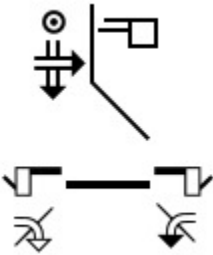






# American Sign Language Dictionary

Spoken Word	SignWriting
hope	
Hope	
hopscotch	
hopscotch rules	
horde	
horoscope	
horrible	




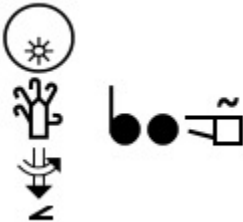
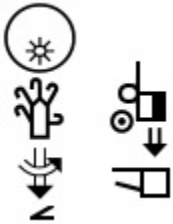




# American Sign Language Dictionary

Spoken Word	SignWriting
horrified	
horse	
horse	
hose	
hose	
hospital	
hospital	
hospital	










# American Sign Language Dictionary

Spoken Word	Sign Writing
hospital	
hospital gown	
host	
hostage	
hostile	
hot	
hot	
hot dog	

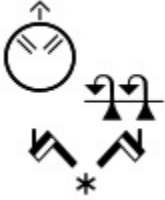
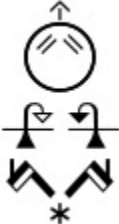


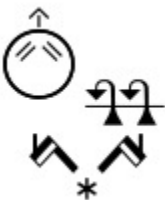


# American Sign Language Dictionary

Spoken Word	SignWriting
hotdog	
hotdog	
hotdog	
hotdog	
hotdog	
hotel	
hotel	
hour	
hour	







# American Sign Language Dictionary

Spoken Word	SignWriting
hour	
hour-5	
hourly	
house	
house	
house	
house	
Houston	
how	


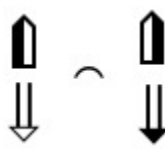


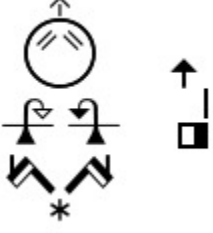
# American Sign Language Dictionary

Spoken Word	SignWriting
how	
how	
how	
how	
how	
how	
how	

# American Sign Language Dictionary

Spoken Word	SignWriting
how	 A SignWriting symbol for 'how'. It features two hands with fingers spread, palms facing each other, with curved arrows indicating a circular motion. A small asterisk is at the bottom.
how	 A SignWriting symbol for 'how'. It features two hands with fingers spread, palms facing each other, with curved arrows indicating a circular motion. A small asterisk is at the bottom.
how	 A SignWriting symbol for 'how'. It features a circular symbol with two parallel lines inside, and a series of small, stylized figures below it, with an asterisk.
how are you?	 A SignWriting symbol for 'how are you?'. It features a circular symbol with two parallel lines inside, and a series of small, stylized figures below it, with an asterisk.
How are you?	 A SignWriting symbol for 'How are you?'. It features a circular symbol with two parallel lines inside, and a series of small, stylized figures below it, with an asterisk.
how old?	 A SignWriting symbol for 'how old?'. It features a circular symbol with two parallel lines inside, and a series of small, stylized figures below it, with an asterisk.

# American Sign Language Dictionary

Spoken Word	SignWriting
How old?	
How to play tic-tac-toe	
how-2	
how-are-you	
how-are-you	





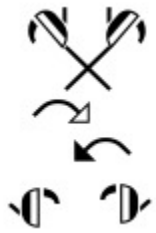




# American Sign Language Dictionary

Spoken Word	SignWriting
how-are-you	<p>The SignWriting for 'how-are-you' consists of three parts: a circle with two parallel diagonal lines inside, representing the word 'how'; two crossed hands with fingers pointing outwards, representing the word 'are'; and a single upward-pointing arrow, representing the word 'you'.</p>

# American Sign Language Dictionary

Spoken Word	SignWriting
how-many	
how-many	
how-much	
how-often	
how-to-deal	
however	





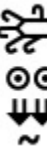




# American Sign Language Dictionary

Spoken Word	SignWriting
however	
hug	
hug	
hug	
hug	
huh?	
huh?	


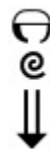
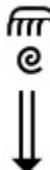
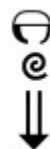


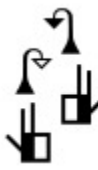
# American Sign Language Dictionary

Spoken Word	SignWriting
huh?	
hula-fish	
hum	
human	
human	
humble	
humble	
humble	
Humpty-Dumpty	

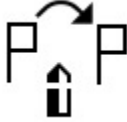


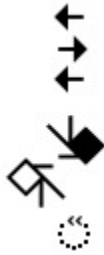


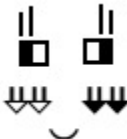

# American Sign Language Dictionary

Spoken Word	SignWriting
hundred	
hundred	
hundred	
hundreds	
Hungarian	
Hungary	
Hungary	
Hungary	
Hungary	


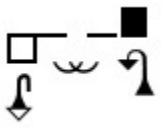
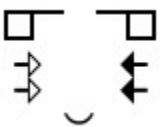
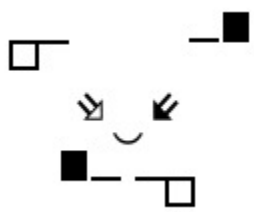

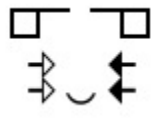



# American Sign Language Dictionary

Spoken Word	SignWriting
hungry	
hungry	
hungry	
hungry	
hunt	
hunter	
hunting	

# American Sign Language Dictionary


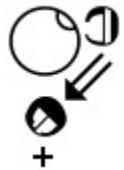



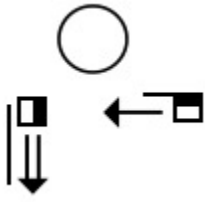
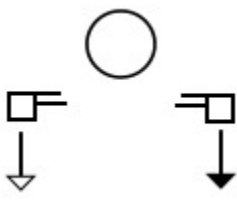
Spoken Word	SignWriting
hurdle	
hurray	
Hurricane	
Hurricane	
hurricane	
hurricane	
hurry	
hurry	

# American Sign Language Dictionary

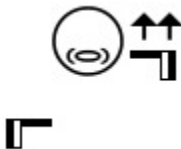



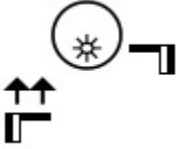
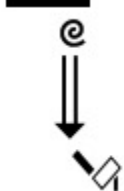



Spoken Word	Sign Writing
hurry	
hurt	
hurt	
hurt	
hurt	
hurts	
husband	
husband	
husband	












# American Sign Language Dictionary

Spoken Word	SignWriting
husband	 The sign is composed of a large circle with an asterisk at the top right, a smaller circle with a plus sign at the bottom left, and a double arrow pointing from the top circle towards the bottom circle.
husband	 The sign is composed of a large circle with a double arrow pointing from its right side towards a smaller circle with a plus sign below it.
Husband	 The sign is composed of a large circle with an asterisk at the top right, a smaller circle with a plus sign at the bottom left, and a double arrow pointing from the top circle towards the bottom circle.
husband ASL	 The sign is composed of a large circle with a double arrow pointing from its right side towards a smaller circle with a plus sign below it.
husband with mouth	 The sign is composed of a large circle with an asterisk at the top right, a smaller circle with a plus sign at the bottom left, and a double arrow pointing from the top circle towards the bottom circle.
Husk	 The sign is composed of a large circle at the top, a double arrow pointing down from the left, and a double arrow pointing left from the right.
hygiene	 The sign is composed of a large circle at the top, and two double arrows pointing down from the left and right sides.





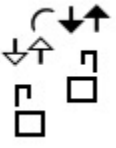



# American Sign Language Dictionary

Spoken Word	SignWriting
hypertonic	
Hyphen	
hypocrite	
hypothesis	
hypotonic	
I	
I	
I	
I (africa)	
I - left hand - fingerspelling	



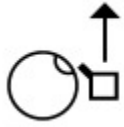




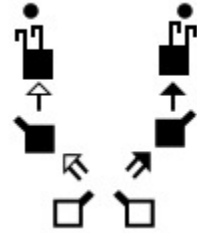

# American Sign Language Dictionary

Spoken Word	SignWriting
I am	
I hate you	
i love you	
I love you	
I love you	
I see	
I understand	
I understand well	
I'm not	

# American Sign Language Dictionary

Spoken Word	SignWriting
I-join-you	
I/ME HAPPY I/ME	
ice cream	
ice cream	
ice skates	
Iceland	
Icelandic	
icons in a vertical column	

# American Sign Language Dictionary

Spoken Word	SignWriting
Idaho	
Idaho	
idea	
idea	
idea with headnod	
ideas	
identical	
idiom	
idle	


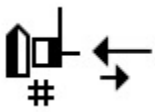








# American Sign Language Dictionary

Spoken Word	SignWriting
idol	The SignWriting for 'idol' consists of two identical handshapes. Each handshape is represented by a square icon with a small triangle pointing up and to the right, and a larger triangle pointing down and to the right. Below each square icon is a wavy line, and a small curved line connects the two wavy lines.
if	The SignWriting for 'if' consists of two handshapes. The first handshape is a square icon with a small triangle pointing up and to the right, and a larger triangle pointing down and to the right. The second handshape is a circle icon with a small triangle pointing up and to the right, and a larger triangle pointing down and to the right.

# American Sign Language Dictionary

Spoken Word	SignWriting
if	
If	
if not	
ignorant	
ignorant	
ignorant	
ignore	
ignore	
ill	

# American Sign Language Dictionary








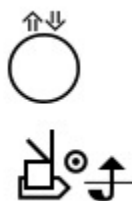

Spoken Word	SignWriting
Ill	
illegal	
Illinois	
Illinois	
image	
imagine	
imagine	
imagine	
immense	
impair	



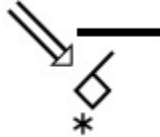
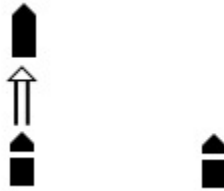
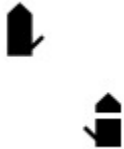
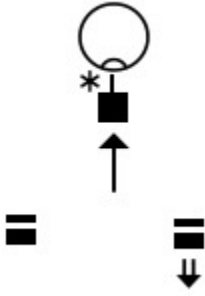

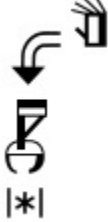

# American Sign Language Dictionary

Spoken Word	SignWriting
import data	The sign for 'import data' is represented by a hand with fingers spread, moving down, then a hand with fingers spread, moving up, and finally a hand with fingers spread, moving down.
importance	The sign for 'importance' is represented by a smiling face, with two hands moving up towards the face, and two hands moving down from the face.
impossible	The sign for 'impossible' is represented by a hand with fingers spread, moving down, then a hand with fingers spread, moving up, and finally a hand with fingers spread, moving down.
imposter	The sign for 'imposter' is represented by a hand with fingers spread, moving down, then a hand with fingers spread, moving up, and finally a hand with fingers spread, moving down.
impress	The sign for 'impress' is represented by a hand with fingers spread, moving down, then a hand with fingers spread, moving up, and finally a hand with fingers spread, moving down.
impressive	The sign for 'impressive' is represented by a hand with fingers spread, moving down, then a hand with fingers spread, moving up, and finally a hand with fingers spread, moving down.
improve	The sign for 'improve' is represented by a hand with fingers spread, moving down, then a hand with fingers spread, moving up, and finally a hand with fingers spread, moving down.

# American Sign Language Dictionary

Spoken Word	SignWriting
improve	 The sign is formed by a vertical line on the left, a horizontal line on the right, and a curved arrow pointing from the horizontal line down to the vertical line. A small circle is at the end of the vertical line.
improve	 The sign is formed by a vertical line on the left, a horizontal line on the right, and a curved arrow pointing from the horizontal line down to the vertical line. A small circle is at the end of the vertical line, and a small asterisk is at the end of the horizontal line.
in	 The sign is formed by a vertical line on the left, a horizontal line on the right, and a curved arrow pointing from the horizontal line down to the vertical line. A small circle is at the end of the vertical line, and a small asterisk is at the end of the horizontal line.
in	 The sign is formed by a vertical line on the left, a horizontal line on the right, and a curved arrow pointing from the horizontal line down to the vertical line. A small circle is at the end of the vertical line, and a small asterisk is at the end of the horizontal line.
in	 The sign is formed by a vertical line on the left, a horizontal line on the right, and a curved arrow pointing from the horizontal line down to the vertical line. A small circle is at the end of the vertical line, and a small asterisk is at the end of the horizontal line.
in	 The sign is formed by a vertical line on the left, a horizontal line on the right, and a curved arrow pointing from the horizontal line down to the vertical line. A small circle is at the end of the vertical line, and a small asterisk is at the end of the horizontal line.
in a few days	 The sign is formed by a vertical line on the left, a horizontal line on the right, and a curved arrow pointing from the horizontal line down to the vertical line. A small circle is at the end of the vertical line, and a small asterisk is at the end of the horizontal line.
in two weeks	 The sign is formed by a vertical line on the left, a horizontal line on the right, and a curved arrow pointing from the horizontal line down to the vertical line. A small circle is at the end of the vertical line, and a small asterisk is at the end of the horizontal line.
in-2	 The sign is formed by a vertical line on the left, a horizontal line on the right, and a curved arrow pointing from the horizontal line down to the vertical line. A small circle is at the end of the vertical line, and a small asterisk is at the end of the horizontal line.







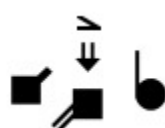

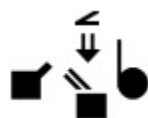

# American Sign Language Dictionary

Spoken Word	SignWriting
in-my-heart	
inaugural	
inauguration	
incapable	
inch	
include	
income	

# American Sign Language Dictionary

Spoken Word	SignWriting
income	
incomplete-pass	
increase	
increase	
incurable	
Indeed	
independence	
independence	




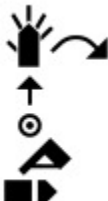


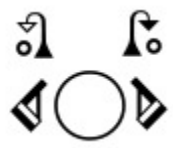
# American Sign Language Dictionary

Spoken Word	SignWriting
India	
India	
Indian	
Indian (India)	
Indian Ocean	
Indiana	
Indiana	
Indiana	
Indiana	
indicate	





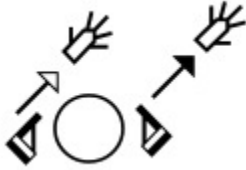


# American Sign Language Dictionary

Spoken Word	SignWriting
individual	
indoctrinate	
Indonesia	
industry	
infant	
infant	
infant	
infantile	

# American Sign Language Dictionary





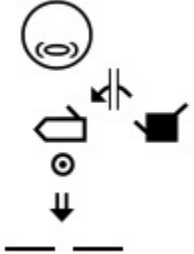


Spoken Word	SignWriting
infection	
inferior	
infirmity	
influence	
inform	
inform	
inform	

# American Sign Language Dictionary

Spoken Word	Sign Writing
inform	
inform-all	
inform-all	
inform-me	
inform-R	
information	
information	





# American Sign Language Dictionary

Spoken Word	SignWriting
information	
information	
ing	
ing	
Ingvild	
inherit	
inheritance	




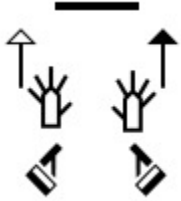




# American Sign Language Dictionary

Spoken Word	SignWriting
injure	
injured	
injuries	
ink	
insane	
insane	
insect	
insect	
insert	



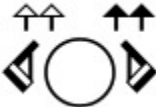

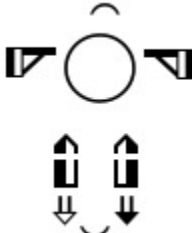
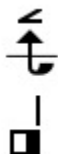

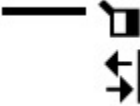
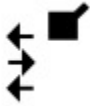
# American Sign Language Dictionary

Spoken Word	SignWriting
insert	
inside-heart	

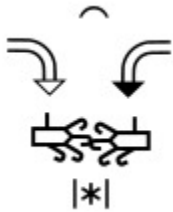

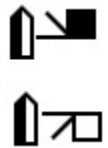


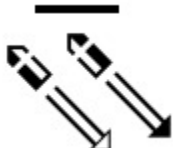


# American Sign Language Dictionary

Spoken Word	SignWriting
inside-mind	
insist	
insomnia	
inspiration	
inspire	
install	
instead	
instead	





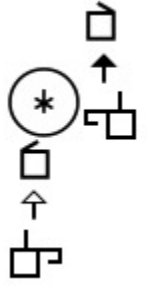



# American Sign Language Dictionary

Spoken Word	SignWriting
institute	
institution	
instruction	
instruction	
instructor	
insult	
insult	
insurance	
insurance	





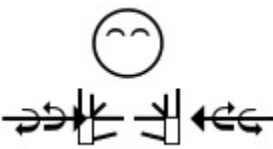
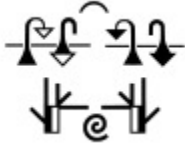


# American Sign Language Dictionary

Spoken Word	SignWriting
integrate	
intelligent	
intend	
intend	
intensity	
intentional-grounding	
interact	
interact	

# American Sign Language Dictionary

Spoken Word	SignWriting
intercourse	
interest	
interesting	
interesting	
interesting	
interface	
interfere	
internalize	

# American Sign Language Dictionary





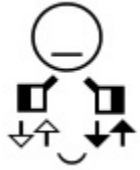

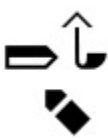

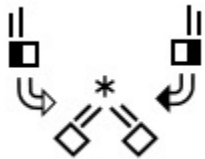

Spoken Word	SignWriting
international	
international	
International SignWriting Alphabet	
international time	
internet	
internet	
internet	
internet	
internet	



# American Sign Language Dictionary

Spoken Word	SignWriting
internship	
interpret	
interpret	
interpret	
interpreter	
interpreter	
interrogate	
interrupt	

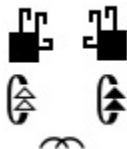
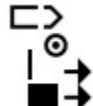





# American Sign Language Dictionary

Spoken Word	SignWriting
interrupt	
interruption	
intersection	
intersection	
interview	
intimate	
into	
intoxicated	
introduce	
introduce	

# American Sign Language Dictionary

Spoken Word	SignWriting
introduce	
introduction	
inuit	
invade	
invade	
invent	
invent	
invention	
inventor	
invertebrate	

# American Sign Language Dictionary

Spoken Word	SignWriting
invest	
investigate	
invisible	
Invitation-Thanksgiving1	
Invitation-Thanksgiving2	
invite	
invite	
involve	
involve	




# American Sign Language Dictionary

Spoken Word	SignWriting
involve	The sign for 'involve' is written vertically. It starts with a hand sign (index finger pointing up, palm facing left) with a small circle above it. This is followed by a vertical line with a small circle at the top and a small circle at the bottom. The final part is a hand sign (index finger pointing up, palm facing left) with a small circle above it.
ion	The sign for 'ion' is written vertically. It starts with a hand sign (index finger pointing up, palm facing left) with a small circle above it. This is followed by a vertical line with a small circle at the top and a small circle at the bottom. The final part is a hand sign (index finger pointing up, palm facing left) with a small circle above it.
Iowa	The sign for 'Iowa' is written horizontally. It starts with a hand sign (index finger pointing up, palm facing left) with a small circle above it. This is followed by a vertical line with a small circle at the top and a small circle at the bottom. The final part is a hand sign (index finger pointing up, palm facing left) with a small circle above it.
Iowa	The sign for 'Iowa' is written horizontally. It starts with a hand sign (index finger pointing up, palm facing left) with a small circle above it. This is followed by a vertical line with a small circle at the top and a small circle at the bottom. The final part is a hand sign (index finger pointing up, palm facing left) with a small circle above it.
Iowa	The sign for 'Iowa' is written horizontally. It starts with a hand sign (index finger pointing up, palm facing left) with a small circle above it. This is followed by a vertical line with a small circle at the top and a small circle at the bottom. The final part is a hand sign (index finger pointing up, palm facing left) with a small circle above it.
irate	The sign for 'irate' is written horizontally. It starts with a hand sign (index finger pointing up, palm facing left) with a small circle above it. This is followed by a vertical line with a small circle at the top and a small circle at the bottom. The final part is a hand sign (index finger pointing up, palm facing left) with a small circle above it.
Ireland	The sign for 'Ireland' is written horizontally. It starts with a hand sign (index finger pointing up, palm facing left) with a small circle above it. This is followed by a vertical line with a small circle at the top and a small circle at the bottom. The final part is a hand sign (index finger pointing up, palm facing left) with a small circle above it.
Ireland	The sign for 'Ireland' is written horizontally. It starts with a hand sign (index finger pointing up, palm facing left) with a small circle above it. This is followed by a vertical line with a small circle at the top and a small circle at the bottom. The final part is a hand sign (index finger pointing up, palm facing left) with a small circle above it.
Ireland	The sign for 'Ireland' is written horizontally. It starts with a hand sign (index finger pointing up, palm facing left) with a small circle above it. This is followed by a vertical line with a small circle at the top and a small circle at the bottom. The final part is a hand sign (index finger pointing up, palm facing left) with a small circle above it.




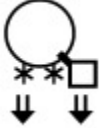

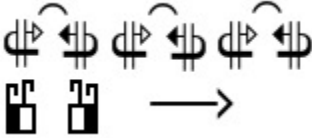



# American Sign Language Dictionary

Spoken Word	SignWriting
Irish	The sign is represented by a circle with a spiral line extending from its top right, a small square with a dot, and a hand with fingers spread.
irish	The sign is represented by a tilde (~) above a double arrow pointing down and to the right, followed by a small square with a dot and another small square with a dot.
iron	The sign is represented by a hand with fingers spread, a small square with a dot, and a spiral line.
is	The sign is represented by an upward arrow, a circle with an asterisk inside, and a small square with a dot.
is	The sign is represented by a circle with a horizontal line inside, an upward arrow, an asterisk, and a small square with a dot.
is	The sign is represented by a circle with a horizontal line inside, a small square with a dot, and an upward arrow.
is	The sign is represented by an upward arrow, an asterisk, a circle with a horizontal line inside, and a small square with a dot.
is	The sign is represented by an asterisk, a downward arrow, a circle with a horizontal line inside, and a small square with a dot.
is that true?	The sign is represented by a circle with a horizontal line inside, an upward arrow, an asterisk, a small square with a dot, and another upward arrow.

# American Sign Language Dictionary









Spoken Word	SignWriting
island	 The SignWriting symbol for 'island' in the first row consists of two vertical bars at the top, followed by a circle with a dot inside, and a small square with a diagonal line at the bottom.
island	 The SignWriting symbol for 'island' in the second row consists of two vertical bars at the top, followed by a circle with a dot inside, and a small square with a diagonal line at the bottom.
island	 The SignWriting symbol for 'island' in the third row consists of two vertical bars at the top, followed by a circle with a dot inside, and a small square with a diagonal line at the bottom.

# American Sign Language Dictionary

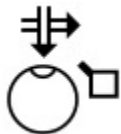




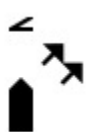



Spoken Word	SignWriting
isotonic	
Israel	
Israel	
Israel	
issue	
issues	
it	
it	
it's	








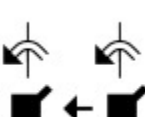



# American Sign Language Dictionary

Spoken Word	SignWriting
Italian	 The symbol consists of a circle with a horizontal line through its center. Above the circle is a downward-pointing arrow with a double horizontal bar. To the right of the circle is a small square with a diagonal line from the top-left to the bottom-right corner.
Italian	 The symbol consists of a diamond shape with a small square at its top vertex. Below the diamond is a zigzag line that ends in a small circle.
Italian	 The symbol consists of a circle with a horizontal line through its center. Above the circle is a downward-pointing arrow with a double horizontal bar. To the right of the circle is a small square with a diagonal line from the top-left to the bottom-right corner.
Italian	 The symbol consists of a circle with a horizontal line through its center. Above the circle is a downward-pointing arrow with a double horizontal bar. To the right of the circle is a small square with a diagonal line from the top-left to the bottom-right corner.
Italy	 The symbol consists of a diamond shape with a small square at its top vertex. Below the diamond is a zigzag line that ends in a small circle.
Italy	 The symbol consists of a circle with a horizontal line through its center. Above the circle is a downward-pointing arrow with a double horizontal bar. To the right of the circle is a small square with a diagonal line from the top-left to the bottom-right corner.
Italy	 The symbol consists of a diamond shape with a small square at its top vertex. Below the diamond is a zigzag line that ends in a small circle.
Italy	 The symbol consists of a diamond shape with a small square at its top vertex. Below the diamond is a zigzag line that ends in a small circle.

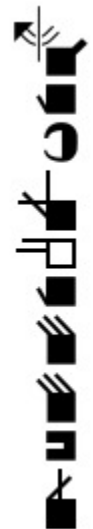



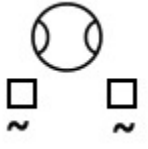

# American Sign Language Dictionary

Spoken Word	SignWriting
Italy	
item	
its	
its	
its	
its	
its	
its	
its	












# American Sign Language Dictionary

Spoken Word	SignWriting
Ivo	
J	
J - left hand	
J - expressive - right hand	
J - fingerspelling - expressive - left hand	
J.J.	
Jacalyn's Name Sign	
Jacalyn's Name Sign	
jacket	






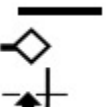

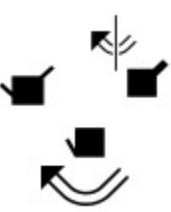
# American Sign Language Dictionary

Spoken Word	SignWriting
Jackhammer	 A vertical sequence of symbols representing the sign for Jackhammer. It starts with a hand symbol, followed by a series of rectangular blocks and arrows indicating movement and repetition.
Jackhammer	 A circular symbol with a hand inside, positioned above two sets of arrows (up and down) and two horizontal bars, representing the sign for Jackhammer.
jail	 A symbol consisting of two hands forming a cage-like shape, with two asterisks above it, representing the sign for jail.
jail	 A symbol showing a hand with a rectangular block, an asterisk, and an upward arrow, representing the sign for jail.
jail 2	 A symbol featuring a circle with a horizontal line through it, flanked by two squares and two tilde symbols (~), representing the sign for jail 2.
jailed	 A symbol showing two hands with rectangular blocks, a hash symbol (#), and an upward arrow, representing the sign for jailed.

# American Sign Language Dictionary

Spoken Word	SignWriting
jam	
janitor	
January	
January	
January	
Japan	
Japan	
Japan	
Japan	
Japanese	
Japanese	




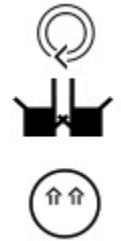

# American Sign Language Dictionary

Spoken Word	SignWriting
Japanese	
jar	
jargon	
Jason	
Jason	
Jason Nesmith	
jaw dropping with surprise	
Jay	

# American Sign Language Dictionary

Spoken Word	SignWriting
Jay	
Jay	
Jay	
Jay	
Jay	
Jay	
Jay	

# American Sign Language Dictionary

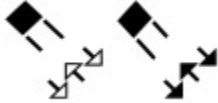
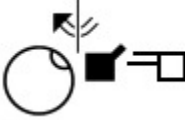





Spoken Word	SignWriting
Jay	
Jay	
Jay	
Jay	
Jay	




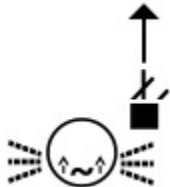
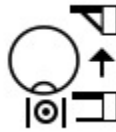

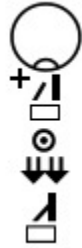

# American Sign Language Dictionary

Spoken Word	SignWriting
Jay	<p>The SignWriting for 'Jay' (JAY) consists of two parts. The first part shows a hand with fingers spread, a downward arrow, and a circle containing two downward arrows. The second part shows a hand with fingers spread, a downward arrow, and a circle containing two downward arrows, with a small horizontal line to the right.</p>
Jay	<p>The SignWriting for 'Jay' (JAY) consists of three parts. The first part shows two hands with fingers spread. The second part shows two hands with fingers spread. The third part shows a hand with fingers spread and a circle containing two upward arrows.</p>
Jay	<p>The SignWriting for 'Jay' (JAY) consists of a hand with fingers spread, a downward arrow, and a circle containing two downward arrows, with a small horizontal line to the right.</p>
jealous	<p>The SignWriting for 'jealous' (JEALOUS) consists of a hand with fingers spread, a downward arrow, and a circle containing two downward arrows, with a small horizontal line to the right.</p>
jealous	<p>The SignWriting for 'jealous' (JEALOUS) consists of a hand with fingers spread, a downward arrow, and a circle containing two downward arrows, with a small horizontal line to the right.</p>
jeans	<p>The SignWriting for 'jeans' (JEANS) consists of a hand with fingers spread, a downward arrow, and a circle containing two downward arrows, with a small horizontal line to the right.</p>







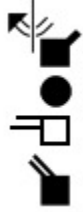
# American Sign Language Dictionary

Spoken Word	Sign Writing
jeer	
Jehovah	
jellyfish	
jellyfish	
Jerusalem	
Jesus Christ	
Jesus Christ	




# American Sign Language Dictionary

Spoken Word	SignWriting
Jesus Christ	 The sign for 'Jesus Christ' is composed of two parts. The first part shows a hand with fingers spread, palm facing left, moving from a high position to a lower position. The second part shows a hand with fingers spread, palm facing right, moving from a low position to a high position.
jet fighter	 The sign for 'jet fighter' is composed of two parts. The first part shows a hand with fingers spread, palm facing left, moving from a high position to a low position. The second part shows a hand with fingers spread, palm facing right, moving from a low position to a high position.
Jew	 The sign for 'Jew' is composed of two parts. The first part shows a hand with fingers spread, palm facing left, moving from a high position to a low position. The second part shows a hand with fingers spread, palm facing right, moving from a low position to a high position.
Jew	 The sign for 'Jew' is composed of two parts. The first part shows a hand with fingers spread, palm facing left, moving from a high position to a low position. The second part shows a hand with fingers spread, palm facing right, moving from a low position to a high position.
Jew	 The sign for 'Jew' is composed of two parts. The first part shows a hand with fingers spread, palm facing left, moving from a high position to a low position. The second part shows a hand with fingers spread, palm facing right, moving from a low position to a high position.
jeweler	 The sign for 'jeweler' is composed of three parts. The first part shows a hand with fingers spread, palm facing left, moving from a high position to a low position. The second part shows a hand with fingers spread, palm facing right, moving from a low position to a high position. The third part shows a hand with fingers spread, palm facing left, moving from a high position to a low position.












# American Sign Language Dictionary

Spoken Word	SignWriting
jewelry	
Joachim	
job	
job	
job	
jockey	
John	

# American Sign Language Dictionary

Spoken Word	SignWriting
Johnny	 A vertical sequence of six symbols: a hand with fingers spread, a solid black square, a solid black circle, a square with a horizontal line through its center, a solid black square, and a hand with fingers spread.
Johnny	 A sequence of three symbols: a hand with fingers spread, a solid black square, and a vertical line.
join	 A sequence of three symbols: a hand with fingers spread, a square with a diagonal line from the top-left to the bottom-right, and a hand with fingers spread.


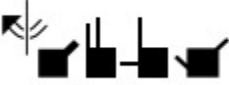






# American Sign Language Dictionary

Spoken Word	SignWriting
join	
join-rid	
join-ride	
joke	
jolt	 
jostle	
journalist	 
joy	 

# American Sign Language Dictionary

Spoken Word	SignWriting
Juda	The sign for 'Juda' is written vertically. It starts with a handshape of a fist with the index finger extended, moving down. This is followed by a series of three horizontal lines, and then a circle with a vertical line through its center, also moving down.
Judah	The sign for 'Judah' is written vertically. It starts with a handshape of a fist with the index finger extended, moving down. This is followed by a series of three horizontal lines, and then a circle with a vertical line through its center, also moving down. The final part of the sign is a handshape of a fist with the index finger extended, moving down.
judge	The sign for 'judge' is written with two hands. Each hand has a circle with a vertical line through its center, and a downward arrow. The hands are positioned side-by-side, and the arrows point down.
judge - person	The sign for 'judge - person' is written with two hands. Each hand has a circle with a vertical line through its center, and a downward arrow. The hands are positioned side-by-side, and the arrows point down. Below the hands is a downward arrow.
judgement	The sign for 'judgement' is written with two hands. Each hand has a circle with a vertical line through its center, and a downward arrow. The hands are positioned side-by-side, and the arrows point down.
juggle	The sign for 'juggle' is written with two hands. Each hand has a circle with a vertical line through its center, and a downward arrow. The hands are positioned side-by-side, and the arrows point down. Above the hands is a circle with two diagonal lines inside.

# American Sign Language Dictionary




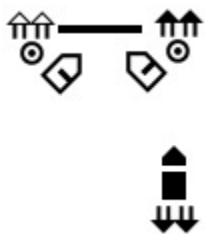






Spoken Word	SignWriting
juice	
July	
jump	
jump	
jump	
jump	
jumping for joy	
junction	








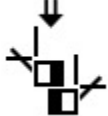
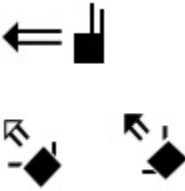

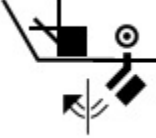

# American Sign Language Dictionary

Spoken Word	SignWriting
June	
Junior	
junior	
junior	
junk	
jupiter	
just	
just	
just - equitable	










# American Sign Language Dictionary

Spoken Word	SignWriting
just a minute	
just married	
justice	
juvenile	
K	
K	
K	
K - receptive	
Kaddish	
kangaroo	

# American Sign Language Dictionary

Spoken Word	SignWriting
Kansas	
Kansas	
Kansas City	
Kansas City	
kayak	
keep	
keep right	
keeping fingers crossed	
Kelly Jo	
Kentucky	

# American Sign Language Dictionary

Spoken Word	SignWriting
Kentucky	
ketchup	
ketchup	
ketchup	
Kevin Clark	
Kevin Clark	
Kevin Clark	
key	
key	

# American Sign Language Dictionary

Spoken Word	SignWriting
keyhole	The sign for 'keyhole' consists of two parts. The first part shows a hand with the index finger pointing up, then moving down and to the right, ending with a small square and an asterisk. The second part shows a hand with the index finger pointing up, then moving down and to the right, ending with a small circle.
kick	The sign for 'kick' consists of two parts. The first part shows a hand with the index finger pointing up, then moving down and to the right, ending with a small square and a hash symbol. The second part shows a hand with the index finger pointing up, then moving down and to the right, ending with a small square and a hash symbol.
kick	The sign for 'kick' consists of two parts. The first part shows a hand with the index finger pointing up, then moving down and to the right, ending with a small square and a hash symbol. The second part shows a hand with the index finger pointing up, then moving down and to the right, ending with a small square and a hash symbol.
kick	The sign for 'kick' consists of two parts. The first part shows a hand with the index finger pointing up, then moving down and to the right, ending with a small square and a hash symbol. The second part shows a hand with the index finger pointing up, then moving down and to the right, ending with a small square and a hash symbol.
kid	The sign for 'kid' consists of two parts. The first part shows a hand with the index finger pointing up, then moving down and to the right, ending with a small square and a hash symbol. The second part shows a hand with the index finger pointing up, then moving down and to the right, ending with a small square and a hash symbol.
kidney	The sign for 'kidney' consists of two parts. The first part shows a hand with the index finger pointing up, then moving down and to the right, ending with a small square and a hash symbol. The second part shows a hand with the index finger pointing up, then moving down and to the right, ending with a small square and a hash symbol.
kill	The sign for 'kill' consists of two parts. The first part shows a hand with the index finger pointing up, then moving down and to the right, ending with a small square and a hash symbol. The second part shows a hand with the index finger pointing up, then moving down and to the right, ending with a small square and a hash symbol.
kill	The sign for 'kill' consists of two parts. The first part shows a hand with the index finger pointing up, then moving down and to the right, ending with a small square and a hash symbol. The second part shows a hand with the index finger pointing up, then moving down and to the right, ending with a small square and a hash symbol.








# American Sign Language Dictionary

Spoken Word	SignWriting
kill	
kill	
Kim S.	
kind of	
kind of	
kindness	
kindness	
king	
king	

# American Sign Language Dictionary









Spoken Word	SignWriting
king	The SignWriting symbol for 'king' consists of a circle with a crown-like shape (three horizontal lines) on top.
kingdom	The SignWriting symbol for 'kingdom' is a sequence of three parts: a square with a diagonal line and an arrow pointing down-right, followed by a small asterisk, and then a circle with a small triangle inside.
kinsmen	The SignWriting symbol for 'kinsmen' is a sequence of two parts: a circle with a small triangle inside, followed by a square with a diagonal line and an arrow pointing down-right, and then a small asterisk.
kinswomen	The SignWriting symbol for 'kinswomen' is a sequence of two parts: a circle with a small triangle inside, followed by a square with a diagonal line and an arrow pointing down-right, and then a small asterisk.
kiss	The SignWriting symbol for 'kiss' consists of a circle with a dot inside, followed by a square with a diagonal line and an arrow pointing down-right, and then a small asterisk.

# American Sign Language Dictionary

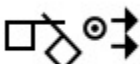


Spoken Word	SignWriting
kiss	
kiss someone lying down	
kissfist	
kitchen	
kitchen	
kitchen	
kitchen	












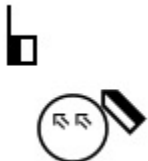
# American Sign Language Dictionary

Spoken Word	SignWriting
kite	
kite	
KJNameSign	
kleenex	
kneel	
kneel down	
knife	
knife	

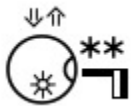




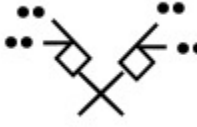
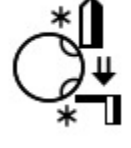

# American Sign Language Dictionary

Spoken Word	SignWriting
knife	
knight	
knight	



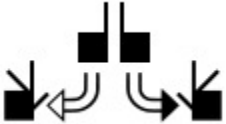




# American Sign Language Dictionary

Spoken Word	SignWriting
knitting	
knock	
knock repeatedly	
knock softly	
know	
know	
Know	
Know	
know	
know	

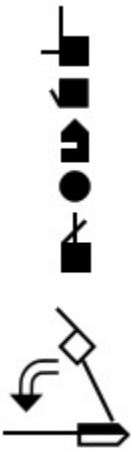



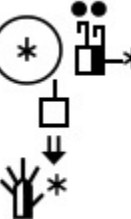
# American Sign Language Dictionary

Spoken Word	SignWriting
know - sympathetically	
know eyebrows up	
know that	
know that	
know-that	
koala	
Korea	
Korean	

# American Sign Language Dictionary

Spoken Word	SignWriting
kosher	
kumari	
Kwanzaa	
L	
L - receptive	
La Jolla, California	
label	

# American Sign Language Dictionary

Spoken Word	SignWriting
Labor Day	
lady	
lady - left	
lady-left	
ladybug	

# American Sign Language Dictionary

Spoken Word	SignWriting
laid off	The sign is represented by a circle with a tilde (~) inside, indicating a specific handshape. Below it, a small circle with a dot inside is shown with an arrow pointing up and to the right, indicating movement.
laid-up	The sign is represented by a circle containing the symbol {Θ} with an upward arrow above it. Below this, three handshapes are shown in a diagonal line, with arrows indicating a sequence of movements between them.
lake	The sign is represented by a circle with a small circle inside, which has a dot and an arrow pointing down. Below this, two handshapes are shown with arrows pointing down from each, and a small curved arrow between them.
lake	The sign is represented by a circle with two asterisks (**) to its left and a small square below it. Below this, two handshapes are shown with arrows pointing down from each, and a small curved arrow between them.
lake	The sign is represented by a circle with two asterisks (**) to its left and a small square below it. Below this, two handshapes are shown with arrows pointing down from each, and a small curved arrow between them.
lamb	The sign is represented by a circle with a dot inside, and a small square below it. Below this, a handshape is shown with an arrow pointing down, and a small square with a vertical line and a double vertical line to its right.

# American Sign Language Dictionary

Spoken Word	SignWriting
lamb	The sign for 'lamb' is composed of a leftward arrow, a circle with a dot, a square, and a rightward arrow.
lame	The sign for 'lame' is composed of several arrows: two upward arrows, a downward arrow, a rightward arrow, a downward arrow, an upward arrow, and two downward arrows.
lamp	The sign for 'lamp' is composed of a downward arrow and a rightward arrow.
land	The sign for 'land' is composed of two hands with fingers spread, a rightward arrow, and a leftward arrow.
land	The sign for 'land' is composed of two hands with fingers spread, a rightward arrow, and a leftward arrow.
land	The sign for 'land' is composed of a downward arrow and a rightward arrow.
land	The sign for 'land' is composed of a downward arrow and a rightward arrow.
land	The sign for 'land' is composed of a downward arrow and a rightward arrow.
language	The sign for 'language' is composed of two hands with fingers spread, a rightward arrow, and a leftward arrow.




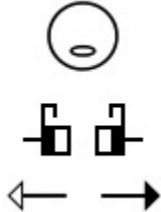
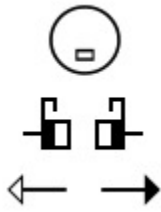


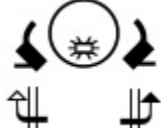
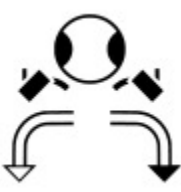


# American Sign Language Dictionary

Spoken Word	SignWriting
language	
language	
language	
language	
language	
language	
language	
language	
language	



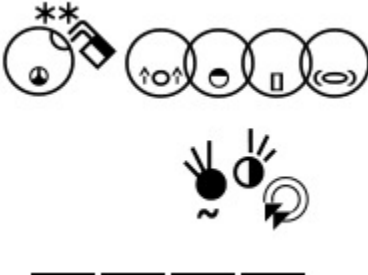
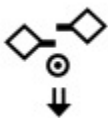
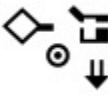
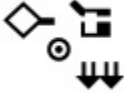
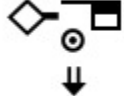
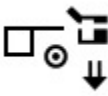

# American Sign Language Dictionary

Spoken Word	SignWriting
lantern	
lapin	
lapse	
laptop	
laptop	
laptop-computer	
laptop-computer	
laptop-computer	

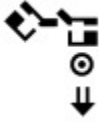
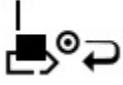


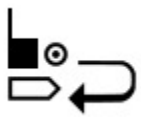

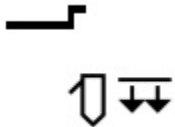
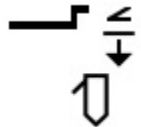


# American Sign Language Dictionary

Spoken Word	SignWriting
laptop-computer	
large	
large	
large	
large	
large curved ears	
large curved mass	
large font	
large pointy animal ears	

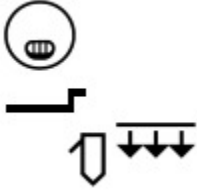
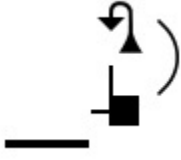
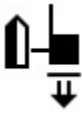





# American Sign Language Dictionary

Spoken Word	SignWriting
larynx	
Las Vegas	
Lasse	
last	
last	
last	
last	
last	
last	

# American Sign Language Dictionary

Spoken Word	SignWriting
last	
last week	
last week	
last week	
last week	
last year	
late	
late	
late at night	
late morning	


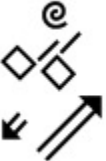


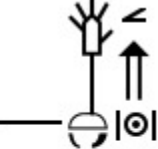

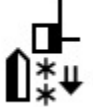
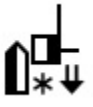

# American Sign Language Dictionary

Spoken Word	SignWriting
late repeatedly	
later	
later	
later	
later	
later	
later-on	
laugh	

# American Sign Language Dictionary




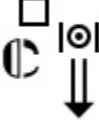


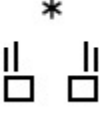
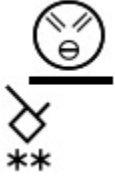
Spoken Word	SignWriting
laugh	The SignWriting symbol for 'laugh' consists of a circle with a smiling face. Below the face, there are two diamond shapes, each with a small circle inside, and two arrows pointing outwards from the diamonds. Below these, there is a central circle with a dot in the middle, and two arrows pointing outwards from the sides.
laughter	The SignWriting symbol for 'laughter' consists of a circle with a smiling face. Below the face, there is a thick horizontal line. To the right of the line, there are two arrows pointing outwards from the line.

# American Sign Language Dictionary



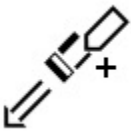
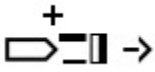
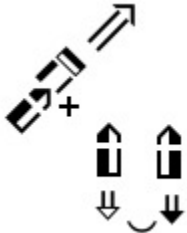



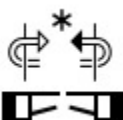
Spoken Word	SignWriting
launch	
launch-rocket	
launder	
Laurent Clerc	
lava	 
law	
law	
law enforcement	



# American Sign Language Dictionary

Spoken Word	SignWriting
lawyer	
lawyer	
lay	
lay (an egg)	
lay-aside	
lay-down	
Laying	
lazy	

# American Sign Language Dictionary

Spoken Word	SignWriting
lazy	
lead	
lead	
lead	
leader	
leaf	
leaf	
leaf	
league	




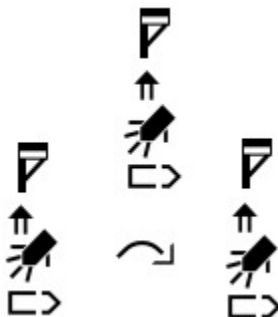


# American Sign Language Dictionary

Spoken Word	SignWriting
leak	The sign for 'leak' is composed of two parts. The first part shows a hand with fingers spread, palm facing left, with a small square above it. The second part shows a hand with fingers spread, palm facing right, with three arrows pointing up, down, and up again.
lean	The sign for 'lean' is composed of three parts. The first part is a circle with two diagonal lines inside. The second part is a diamond shape with a small circle inside, followed by an asterisk. The third part is a vertical double arrow pointing up and down, with a small curved line to its right.
leap	The sign for 'leap' is composed of three parts. The first part is a square with a small square inside. The second part is a vertical double arrow pointing up and down. The third part is a hand with fingers spread, palm facing left, with an asterisk below it.
learn	The sign for 'learn' is composed of three parts. The first part is a circle with two diagonal lines inside, followed by an asterisk. The second part is a hand with fingers spread, palm facing right, with a small square above it. The third part is a hand with fingers spread, palm facing left, with a small square above it.
learn	The sign for 'learn' is composed of three parts. The first part is a circle with two diagonal lines inside, followed by an asterisk. The second part is a vertical double arrow pointing up and down. The third part is a hand with fingers spread, palm facing right, with a small square above it.
learn	The sign for 'learn' is composed of three parts. The first part is a circle with two diagonal lines inside, followed by an asterisk. The second part is a hand with fingers spread, palm facing right, with a small square above it. The third part is a hand with fingers spread, palm facing left, with a small square above it.

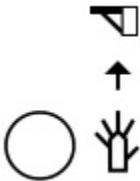

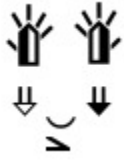




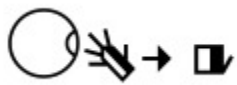
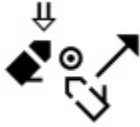
# American Sign Language Dictionary

Spoken Word	SignWriting
learn	
learn	
learn	
learn	
learn	
learn	
learn	
learn	

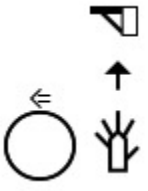
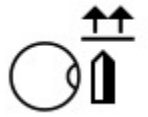
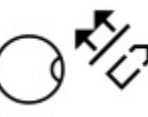

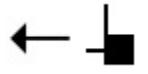
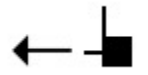



# American Sign Language Dictionary

Spoken Word	SignWriting
learn	 The SignWriting symbol for 'learn' consists of a smiling face with a star above it, a hand with fingers spread moving up and to the right, and a square with a right-pointing arrow below it.
learn	 The SignWriting symbol for 'learn' consists of a circle with a star above it, a hand with fingers spread moving up and to the right, and a square with a right-pointing arrow below it.
learn	 The SignWriting symbol for 'learn' consists of a circle with a star above it, a hand with fingers spread moving up and to the right, and a square with a right-pointing arrow below it.
learn	 The SignWriting symbol for 'learn' consists of three identical units arranged in a row. Each unit includes a hand with fingers spread moving up and to the right, a square with a right-pointing arrow below it, and a hand with fingers spread moving up and to the right above it.
Learn SignWriting	
learning	 The SignWriting symbol for 'learning' consists of a hand with fingers spread moving up and to the right, a square with a right-pointing arrow below it, and a hand with fingers spread moving up and to the right above it.
leave	 The SignWriting symbol for 'leave' consists of a hand with fingers spread moving up and to the right, a square with a right-pointing arrow below it, and a hand with fingers spread moving up and to the right above it.




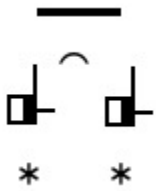



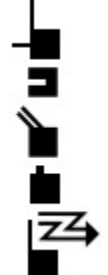
# American Sign Language Dictionary

Spoken Word	SignWriting
leave	
leave	
leave	
leave	
leave	
leave	
leave	
leave	
leave	

# American Sign Language Dictionary




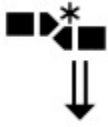

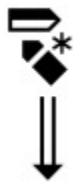


Spoken Word	SignWriting
leave headnod on left	
lecture	
lecture	
Lee	
left	
left	
left flip	
leg	
legacy	

# American Sign Language Dictionary



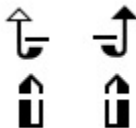
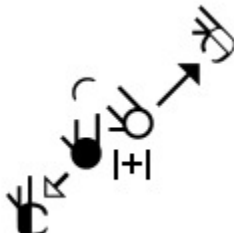




Spoken Word	SignWriting
legal	
legal	
legal	
Legislative	
Leia	
lemon	
lemon	
Lentz	



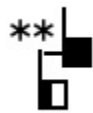












# American Sign Language Dictionary

Spoken Word	SignWriting
leotard	
lesbian	
less	
less-than	
less-than	
less-than	
lesson	
lesson	















# American Sign Language Dictionary

Spoken Word	SignWriting
lessons	
lessons	
let	
let-it-go	
letter	
letter (abc)	
letter (abc)	
letter (abc)	





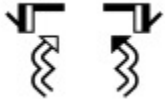
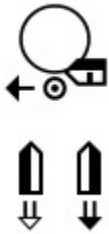
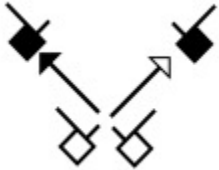
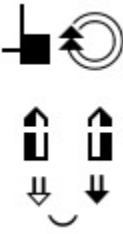

# American Sign Language Dictionary

Spoken Word	SignWriting
letter (abc)	
letter A	
letter B	
letter C	
letter D	
letter E	
letter F	
letter G	
letter H	
letter i	
letter J	
letter K	
letter L	


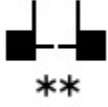

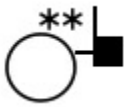
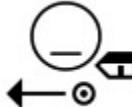

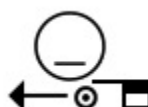


# American Sign Language Dictionary

Spoken Word	SignWriting
letter M	
letter N	
letter O	
letter P	
letter Q	
letter R	
letter S	
letter T	
letter U	
letter V	
letter W	
letter X	
letter Y	
letter Z	

# American Sign Language Dictionary

Spoken Word	SignWriting
letter Z	
letter-2	
lettuce	
lettuce	
levels	
liar	
liberty	
librarian	
library	


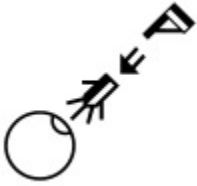



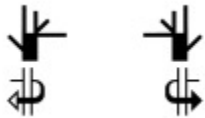


# American Sign Language Dictionary

Spoken Word	SignWriting
library	
license	
lick	
Licoln	
lie	
lie	
lie	
lie-down	
life	

# American Sign Language Dictionary

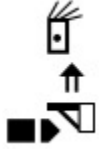
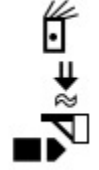
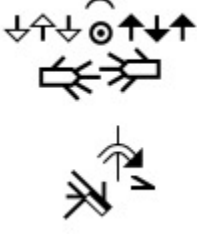
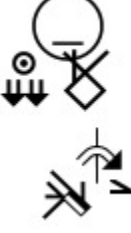

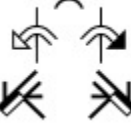
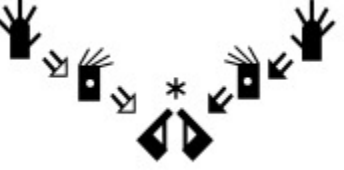
Spoken Word	SignWriting
life	
life jacke	
lifeguard	
lift	
lift-to-face	
lift-up	
lifting	
light	

# American Sign Language Dictionary


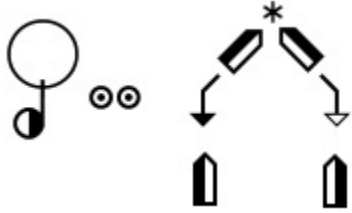


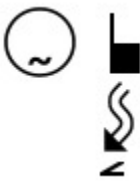

Spoken Word	SignWriting
light	
light	
light	
light	
light (electric)	
light (weight)	
light color	
light comes on	









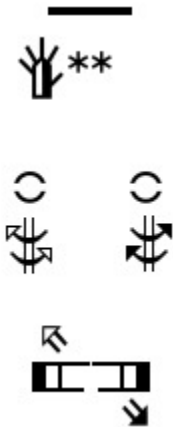
# American Sign Language Dictionary

Spoken Word	SignWriting
light from sunrise	
light from sunset	
light grey	
light pink	
light shining down	
light weight	
light-fades	

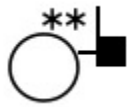



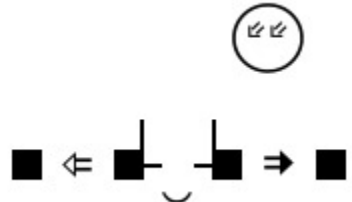
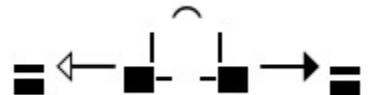

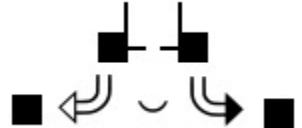
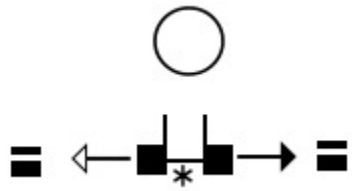
# American Sign Language Dictionary

Spoken Word	SignWriting
lightening	
Lighthouse	
lightning	
lightning	
lightning	
lightsaber	

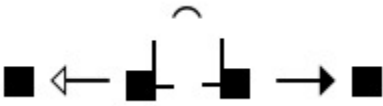






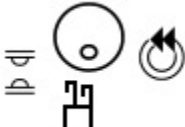
# American Sign Language Dictionary

Spoken Word	SignWriting
like	
like	
like	
like	
like-2	
lime	
limousine	

# American Sign Language Dictionary

Spoken Word	SignWriting
Lincoln	
line	
line	
line (of people)	
linguistics	
linguistics	
linguistics	
linguistics	
linguistics	

# American Sign Language Dictionary

Spoken Word	SignWriting
linguistics	
link	
link	
linking	
lion	
lip read	
Lipread	
lips	


# American Sign Language Dictionary

Spoken Word	SignWriting
lips floping over teeth	<p>The sign is represented by a circle containing a horizontal line with three small vertical bars underneath it. Below this are three sets of arrows: the first set has an up arrow on the left and a down arrow on the right; the second set has a left arrow on the left and a right arrow on the right; the third set has an up arrow on the left and a down arrow on the right.</p>
liquid	<p>The sign is represented by a vertical line with a plus sign in the middle. Below this are two sets of arrows: the first set has a left arrow on the left and a right arrow on the right; the second set has a left arrow on the left and a right arrow on the right.</p>
liquid	<p>The sign is represented by a vertical line with a plus sign in the middle. Below this are two sets of arrows: the first set has a left arrow on the left and a right arrow on the right; the second set has a left arrow on the left and a right arrow on the right.</p>
liquid	<p>The sign is represented by a vertical line with a plus sign in the middle. Below this are two sets of arrows: the first set has a left arrow on the left and a right arrow on the right; the second set has a left arrow on the left and a right arrow on the right.</p>
liquid	<p>The sign is represented by a vertical line with a plus sign in the middle. Below this are two sets of arrows: the first set has a left arrow on the left and a right arrow on the right; the second set has a left arrow on the left and a right arrow on the right.</p>
liquid	<p>The sign is represented by a vertical line with a plus sign in the middle. Below this are two sets of arrows: the first set has a left arrow on the left and a right arrow on the right; the second set has a left arrow on the left and a right arrow on the right.</p>
liquid	<p>The sign is represented by a vertical line with a plus sign in the middle. Below this are two sets of arrows: the first set has a left arrow on the left and a right arrow on the right; the second set has a left arrow on the left and a right arrow on the right.</p>

# American Sign Language Dictionary





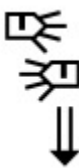




Spoken Word	SignWriting
liquid	
liquid	
liquid	
liquid	
liquid	
liquid	
liquor	

# American Sign Language Dictionary

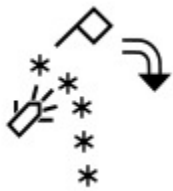

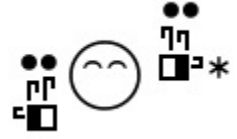



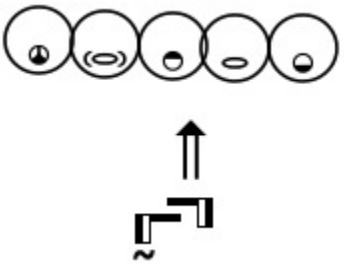
Spoken Word	SignWriting
liquor	 The SignWriting symbol for 'liquor' consists of a small square with a diagonal line through it, tilted to the right, with a short horizontal line to its left. Below this symbol are three hash marks (###).







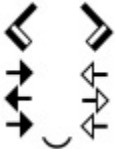
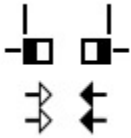
# American Sign Language Dictionary

Spoken Word	SignWriting
liquor	
list	
list	
list	
list	
list	
list	
list of five things	
list of five things with emphasis	

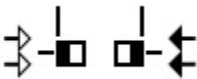
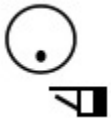

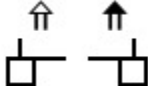
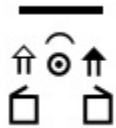
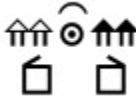
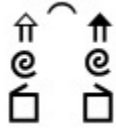
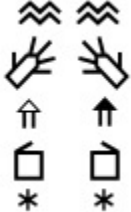

# American Sign Language Dictionary

Spoken Word	SignWriting
list-things	
listen	
listen	
listen	
listen	
listen	
Liter	

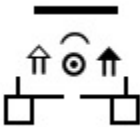





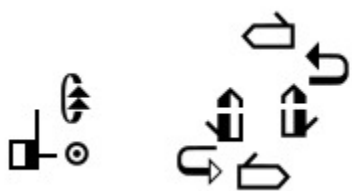
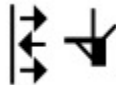
# American Sign Language Dictionary

Spoken Word	SignWriting
literacy	
literate	
literature	
literature	
little	
little	



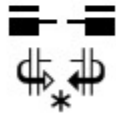


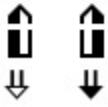
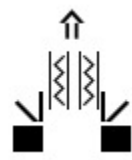




# American Sign Language Dictionary

Spoken Word	SignWriting
little	
little	
little-bit	
live	
live	
live	
live	
live	
live	

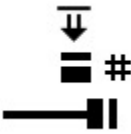






# American Sign Language Dictionary

Spoken Word	SignWriting
live	
living	
living	
living room	
living room	
living room	
living-room	
llama	




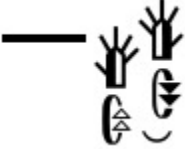
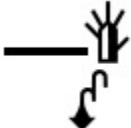
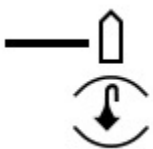
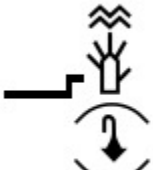

# American Sign Language Dictionary

Spoken Word	SignWriting
lllllll	
loading zone	 
loan officer	  
lobster	
lobster	
lobster	
lobster	
lobster	

# American Sign Language Dictionary


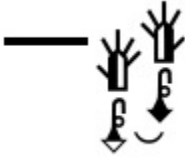


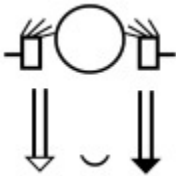




Spoken Word	SignWriting
Lock	
lock	
lock	
locker	
lollipop	
lonely	
lonesome	

# American Sign Language Dictionary

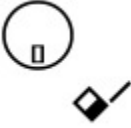
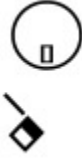
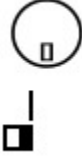





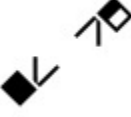
Spoken Word	SignWriting
long	
long bangs	
long bangs	
long before	
long before	
long before	
long before	
long before	



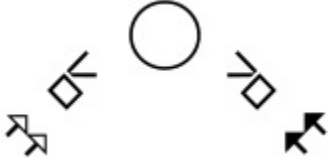

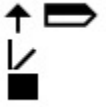

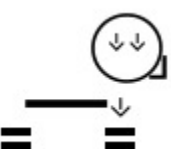


# American Sign Language Dictionary

Spoken Word	SignWriting
long before	
long before	
long ears blowing back	
long sleeve	
long straight hair	
long time ago	
longer	
look	
look	







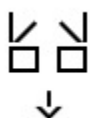

# American Sign Language Dictionary

Spoken Word	SignWriting
look	
look	
look	
look	
look at	
look at	
look at	
look at	
look at each other	




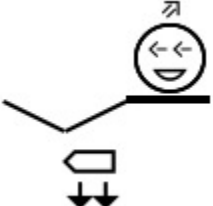
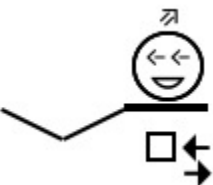
# American Sign Language Dictionary

Spoken Word	SignWriting
look at me	
look at me	
look at wrist	
look away	
look down on motorcycle	
look like	
look like	

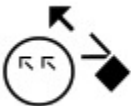

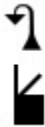




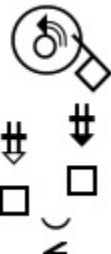
# American Sign Language Dictionary

Spoken Word	SignWriting
look upward	
look-above-right	
look-at-me	
look-at-me	
look-at-me-from-left	
look-at-me-from-right	
look-at-me-you	
look-down	

# American Sign Language Dictionary

Spoken Word	SignWriting
look-down	
look-for	
look-forward-to	
look-left	
look-left	



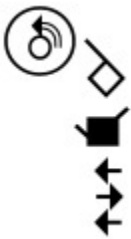



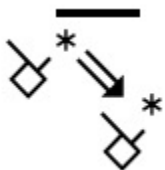
# American Sign Language Dictionary

Spoken Word	SignWriting
look-left	
look-left	
look-over	
look-right-left	
look-sad	
look-smile	
look-smile	
look-strong	

# American Sign Language Dictionary


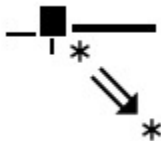
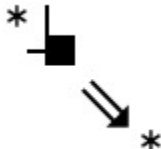
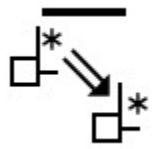





Spoken Word	SignWriting
look-strong	The SignWriting symbol for 'look-strong' consists of a circle with an asterisk inside, followed by a diamond shape. Below these are two vertical lines with downward-pointing arrows, each followed by a square. At the bottom is a small 'Z' shape.
look-up	The SignWriting symbol for 'look-up' features a circle with an upward arrow and two diagonal arrows pointing outwards. Below the circle is a trapezoid, and to the left of the trapezoid is a small square.
look-up-right-palms	The SignWriting symbol for 'look-up-right-palms' shows a horizontal line with a rightward arrow, followed by two diamond shapes with upward-pointing arrows.
look-up-to	The SignWriting symbol for 'look-up-to' includes a circle with two diagonal arrows pointing outwards. Below the circle are two diamond shapes with downward-pointing arrows, and at the bottom is a small 'Z' shape.
look-up-to	The SignWriting symbol for 'look-up-to' is identical to the previous one, featuring a circle with two diagonal arrows pointing outwards, two diamond shapes with downward-pointing arrows, and a small 'Z' shape at the bottom.
looking at me	The SignWriting symbol for 'looking at me' shows a circle with two diagonal arrows pointing outwards. To the left and right of the circle are two diamond shapes with upward-pointing arrows.
looking at vehicle coming up on left	The SignWriting symbol for 'looking at vehicle coming up on left' features a circle with a rightward arrow. To the left of the circle is a vertical line with an upward arrow, and below that is a small square.

# American Sign Language Dictionary

Spoken Word	SignWriting
looking up right, left, right	
looking up right, left, right,traveling up	
looks-like	
lookup	
loose gravel	
lord	
Lord	



# American Sign Language Dictionary

Spoken Word	SignWriting
Lord	
Lord	
Lord	
Lord	
lord (2)	
lord (3)	
lords-supper	
Los Angeles	
Los Angeles	



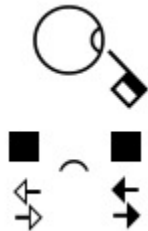






# American Sign Language Dictionary

Spoken Word	SignWriting
lose	
lose	
lose	
lose	
lose	
lose	
lose	










# American Sign Language Dictionary

Spoken Word	SignWriting
lose	
lose	
lose weight	
lost	
lost	
lost luggage	
lost weight	








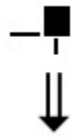

# American Sign Language Dictionary

Spoken Word	SignWriting
lotion	
lots	
loud	
loud	
Louisiana	
Louisiana	
Louisiana	
Louisiana	
lousy	




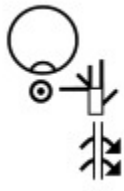


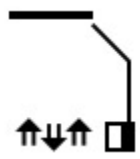
# American Sign Language Dictionary

Spoken Word	SignWriting
lousy	
lousy	
love	
love	
love	
love	
love	
love	
love	

# American Sign Language Dictionary

Spoken Word	SignWriting
love something	
love-it	
love-something	
love-something	
love-you	
lovely	
lovely	
low	
LT	

# American Sign Language Dictionary

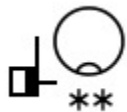
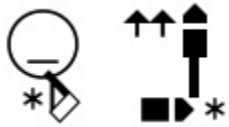


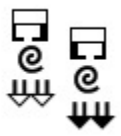



Spoken Word	SignWriting
Lucifer	
Lucinda-Batch	
Lucinda-O-'Grady-Batch	
lucky	
lucky	
Lucy-Dlugolecka	
luggage	

# American Sign Language Dictionary









Spoken Word	SignWriting
luggage tag	<p>The sign for 'luggage tag' is composed of three parts: a top part showing a horizontal line with a vertical line extending down to a square, with two upward arrows on the left; a middle part showing two crossed lines with asterisks; and a bottom part showing a sequence of squares and arrows indicating a path.</p>
luggage weigh in	<p>The sign for 'luggage weigh in' is composed of three parts: a top part identical to the 'luggage tag' sign; a middle part showing a square with an asterisk and a downward arrow; and a bottom part showing two crossed lines with asterisks and two upward arrows.</p>
luminous	<p>The sign for 'luminous' is a single part showing a circle with a dot inside, a downward arrow, and a jagged line representing light rays.</p>
Lumturi	<p>The sign for 'Lumturi' is a single part showing a smiling face, a hand holding a small square, and a wavy line below.</p>
lunch	<p>The sign for 'lunch' is composed of two parts: a top part showing a circle with a horizontal line and a downward arrow with an asterisk; and a bottom part showing a vertical line with a downward arrow and an asterisk.</p>





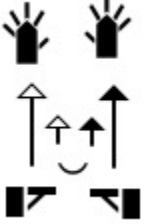

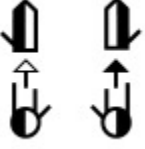
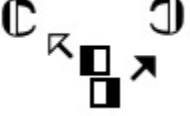

# American Sign Language Dictionary

Spoken Word	SignWriting
lunch	
lunch	
lunch	
lungs	
lust	
lust	
lying	
M	








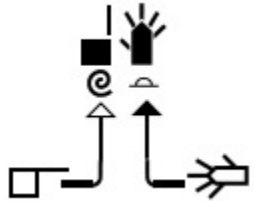
# American Sign Language Dictionary

Spoken Word	SignWriting
M - expressive	
macaroni	
machine	
mad	
mad	
Madagascar	
Mae	
magazine	







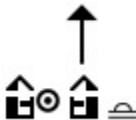

# American Sign Language Dictionary

Spoken Word	SignWriting
magazine	 The sign for 'magazine' is composed of three parts: two upward-pointing arrows at the top, a central circle with a dot inside, and a hand icon at the bottom with a plus sign below it.
magazine	 The sign for 'magazine' is composed of three parts: a hand icon on the left, a central circle with a dot inside, and a hand icon on the right with a plus sign below it.
magic	 The sign for 'magic' is composed of three parts: two hand icons at the top, a central upward-pointing arrow, and a hand icon at the bottom with a plus sign below it.
magnet	 The sign for 'magnet' is composed of three parts: a hand icon on the left with a plus sign below it, a central circle with a dot inside, and a hand icon on the right with a plus sign below it.
magnificent	 The sign for 'magnificent' is composed of three parts: two hand icons at the top, a central upward-pointing arrow, and a hand icon at the bottom with a plus sign below it.
magnify	 The sign for 'magnify' is composed of three parts: a hand icon on the left with a plus sign below it, a central circle with a dot inside, and a hand icon on the right with a plus sign below it.
mail	 The sign for 'mail' is composed of three parts: a hand icon at the top with a plus sign below it, a central circle with a dot inside, and a hand icon at the bottom with a plus sign below it.


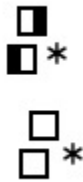

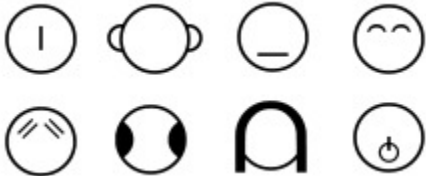




# American Sign Language Dictionary

Spoken Word	SignWriting
mail	
main	
main	
Maine	
Maine	
Maine	
mainstream	
mainstream	

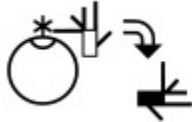

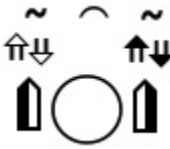

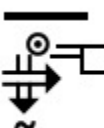

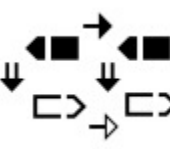
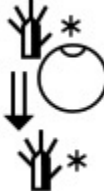
# American Sign Language Dictionary

Spoken Word	SignWriting
mainstream	 The SignWriting symbol for 'mainstream' consists of a central vertical line with a hand icon at the top. A horizontal line extends to the left, ending in a square. A horizontal line extends to the right, ending in a hand icon. A small asterisk is placed above the central vertical line.
mainstream	 The SignWriting symbol for 'mainstream' consists of a central vertical line with a hand icon at the top. A horizontal line extends to the left, ending in a hand icon. A horizontal line extends to the right, ending in a hand icon. A small asterisk is placed above the central vertical line.
mainstream	 The SignWriting symbol for 'mainstream' consists of a central vertical line with a hand icon at the top. A horizontal line extends to the left, ending in a square. A horizontal line extends to the right, ending in a hand icon. A small asterisk is placed above the central vertical line.
mainstream	 The SignWriting symbol for 'mainstream' consists of a central vertical line with a hand icon at the top. A horizontal line extends to the left, ending in a square. A horizontal line extends to the right, ending in a hand icon. A small asterisk is placed above the central vertical line.
mainstream	 The SignWriting symbol for 'mainstream' consists of a central vertical line with a hand icon at the top. A horizontal line extends to the left, ending in a hand icon. A horizontal line extends to the right, ending in a hand icon. A small asterisk is placed above the central vertical line.
major	 The SignWriting symbol for 'major' consists of a central vertical line with a hand icon at the top. A horizontal line extends to the left, ending in a square. A horizontal line extends to the right, ending in a hand icon. A small asterisk is placed above the central vertical line.
major	 The SignWriting symbol for 'major' consists of a central vertical line with a hand icon at the top. A horizontal line extends to the left, ending in a hand icon. A horizontal line extends to the right, ending in a hand icon. A small asterisk is placed above the central vertical line.
make	 The SignWriting symbol for 'make' consists of a central vertical line with a hand icon at the top. A horizontal line extends to the left, ending in a square. A horizontal line extends to the right, ending in a hand icon. A small asterisk is placed above the central vertical line.








# American Sign Language Dictionary

Spoken Word	SignWriting
make	
make	
make	
Make a face!	
make up your mind	
make-believe	
make-sure	
makeup	

# American Sign Language Dictionary






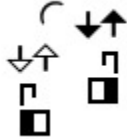
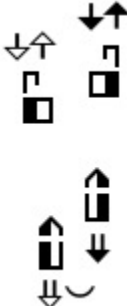
Spoken Word	SignWriting
malady	
Malaysia	
Malaysian	
Malta	
Maltese	
mammal	
mammogram	
man	

# American Sign Language Dictionary

Spoken Word	SignWriting
man	
man	
man	
man	
man	
man	
man	






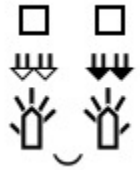
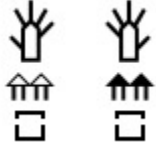



# American Sign Language Dictionary

Spoken Word	SignWriting
man	
man	
man	
man eyegaze right	
man-left	
manage	
manager	







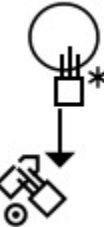

# American Sign Language Dictionary

Spoken Word	SignWriting
manager	
mandate	
manipulate	
maniputlate	
manufacture	
manure	
many	
many	











# American Sign Language Dictionary

Spoken Word	Sign Writing
many	
many	
many	
many	
many	
many books	
many buildings	
map	
Mara	



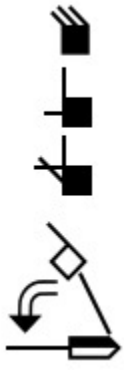

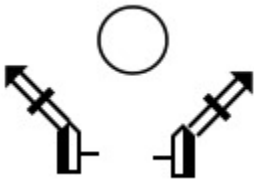
# American Sign Language Dictionary

Spoken Word	SignWriting
March	
March	
Margaret	
Mari	
marine corps	
mark	
Mark 07_31-37d	
marker	
market, store	







# American Sign Language Dictionary

Spoken Word	SignWriting
Marlee Matlin	
marriage	
marriage	
marry	
marry	
marry	
marry	
mars	
marshall	
marshmallow	








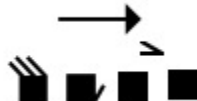

# American Sign Language Dictionary

Spoken Word	SignWriting
martial arts	
Martin	
Martin Luther King, Jr. Day	
marvel	
marvel	

# American Sign Language Dictionary

Spoken Word	SignWriting
Marvel	
marvelous	
Maryland	
Maryland	
Maryland	
Maryland	

# American Sign Language Dictionary


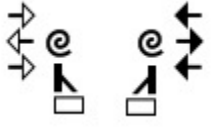



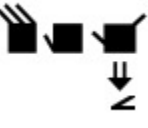



Spoken Word	Sign Writing
mashed	
mask	
masquerade	
mass	
Massachusetts	
Massachusetts	
Massachusetts	
Massachusetts	
massacre	








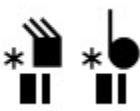




# American Sign Language Dictionary

Spoken Word	Sign Writing
mast	
Master	
match	
match	
match	
match	
match - for fire	
material raining down	
math	
math	










# American Sign Language Dictionary

Spoken Word	Sign Writing
math	
matter	
mature	
maximum	
maximum	
May	
maybe	
maybe	
mayor	


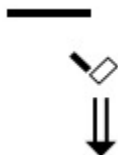
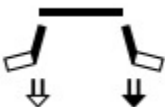
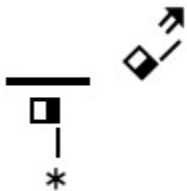
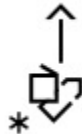



# American Sign Language Dictionary

Spoken Word	SignWriting
McDonald's	
McDonald-'s	
McDonalds	
McDonalds	
McDonalds	
McDonalds	
McDonalds	
mdecine - taking	 
me	



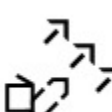


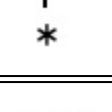


# American Sign Language Dictionary

Spoken Word	SignWriting
me	
me	
me	
me	
me	
me	
me	
me	
me	










# American Sign Language Dictionary

Spoken Word	SignWriting
me	
me	
me-2h	
Me-God	
me-help-you	
me-helping-her	
me-helping-him	
me-helping-you	

# American Sign Language Dictionary

Spoken Word	SignWriting
me-helps-her	
me-helps-her	
me-helps-him	
me-helps-you	
me-question	
meadow	
meager	
mean	

# American Sign Language Dictionary




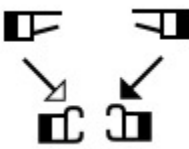
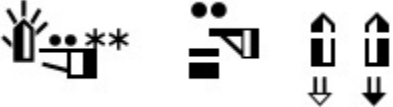



Spoken Word	SignWriting
mean	
mean	
mean	
mean	
mean - trait	
mean-2	 
meaning	 

# American Sign Language Dictionary





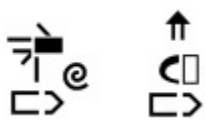

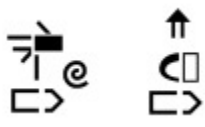
Spoken Word	SignWriting
meaning	
meaning	
means	
means	
measurement	
measurement	
meat	
meat	
meat	
meat	



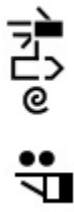


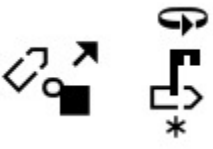


# American Sign Language Dictionary

Spoken Word	SignWriting
mechanic	
medicine	
medal	
medallion	
media consultant	
mediate	
medical	
medical alert	





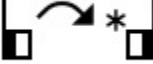
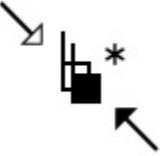

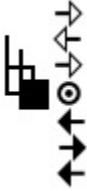

# American Sign Language Dictionary

Spoken Word	SignWriting
medical trash	
Medicare	
medicine	
medicine	
medicine bottle	
medicine cabinet	
medicine dropper	

# American Sign Language Dictionary

Spoken Word	SignWriting
medicine-dropper	
meditate	
medium	
medium font	
meet	
meet	

# American Sign Language Dictionary

Spoken Word	SignWriting
meet	
meet	
meet	
meet	
meet	
meet	
meet	
meet	
meet	

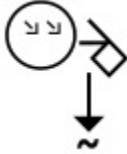

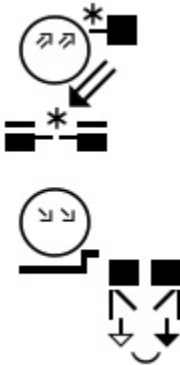




# American Sign Language Dictionary

Spoken Word	SignWriting
Meet	
Meet	
meet - corrected	
meet-in-heaven	
meet-one-to-one	
meet-one-to-one	
meeting	
meeting	
meeting	
meetings	

# American Sign Language Dictionary

Spoken Word	SignWriting
Melchizedek	
melon	
melon	
melon	
meltdown	
melting clock	
member	

# American Sign Language Dictionary


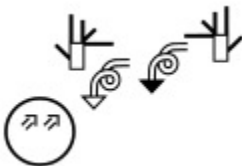




Spoken Word	SignWriting
memories	
memories	
memories	
memorize	
menorah	
menstruation	
menstruation	

# American Sign Language Dictionary



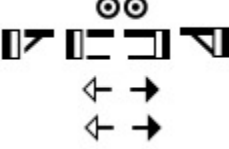
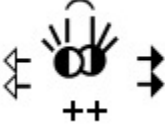
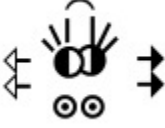

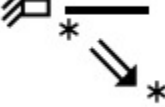

Spoken Word	SignWriting
mental-health	The sign for 'mental-health' is composed of a circle with a horizontal line inside, followed by a downward arrow. Below this, there are two identical hand shapes, each with a downward arrow pointing to a square.
mention	The sign for 'mention' is composed of a circle with a horizontal line inside, followed by a downward arrow. Below this, there are two identical hand shapes, each with a downward arrow pointing to a square.
menu	The sign for 'menu' is composed of a circle with a horizontal line inside, followed by a downward arrow. Below this, there are two identical hand shapes, each with a downward arrow pointing to a square.
menus-sign	The sign for 'menus-sign' is composed of a circle with a horizontal line inside, followed by a downward arrow. Below this, there are two identical hand shapes, each with a downward arrow pointing to a square.
menus-sign-word	The sign for 'menus-sign-word' is composed of a circle with a horizontal line inside, followed by a downward arrow. Below this, there are two identical hand shapes, each with a downward arrow pointing to a square.
menus-word	The sign for 'menus-word' is composed of a circle with a horizontal line inside, followed by a downward arrow. Below this, there are two identical hand shapes, each with a downward arrow pointing to a square.
mercury	The sign for 'mercury' is composed of a circle with a horizontal line inside, followed by a downward arrow. Below this, there are two identical hand shapes, each with a downward arrow pointing to a square.





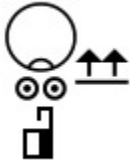
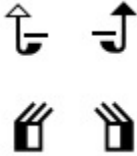


# American Sign Language Dictionary

Spoken Word	SignWriting
mercy	
mercy-God	
merely	
Merry-Christmas	
Merry-Christmas	
Merry-Christmas	

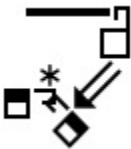


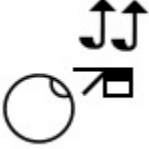
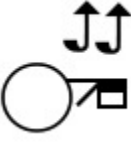
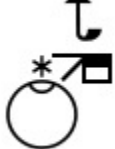


# American Sign Language Dictionary

Spoken Word	SignWriting
Merry-Christmas	
Merry-Christmas	
message	
message	
message	
Message to DeafVision	
messiah	
Messiah	
messy	

# American Sign Language Dictionary

Spoken Word	SignWriting
metabolism	
metal	
metal	
method	
Mexican	
Mexican	

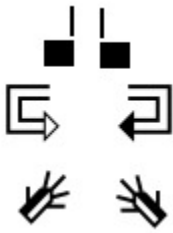
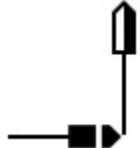
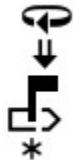

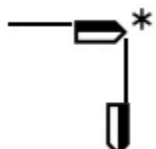
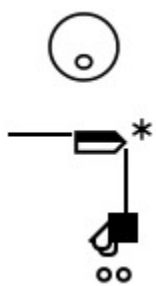
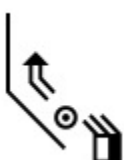
# American Sign Language Dictionary

Spoken Word	Sign Writing
Mexican	
Mexico	
Mexico	
Mexico	
Mexico	
Mexico	
Mexico	
Mexico	






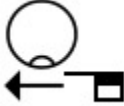




# American Sign Language Dictionary

Spoken Word	SignWriting
mice	The sign for 'mice' is represented by a circle with an asterisk inside, a small circle with a dot, and a diamond shape.
Michael	The sign for 'Michael' is represented by two sets of arrows pointing up and down, with a small circle below them.
Michigan	The sign for 'Michigan' is represented by a diamond shape and a small circle.
Michigan	The sign for 'Michigan' is represented by a diamond shape, a small circle, and an upward arrow.
Michigan	The sign for 'Michigan' is represented by a diamond shape, a small circle, and an upward arrow.
Michigan	The sign for 'Michigan' is represented by a diamond shape, a small circle, and an upward arrow.
Mickey Mouse	The sign for 'Mickey Mouse' is represented by two hands forming a circle, with two small circles on either side.
microwave	The sign for 'microwave' is represented by a diamond shape, a small circle, and an upward arrow.

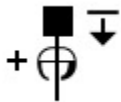



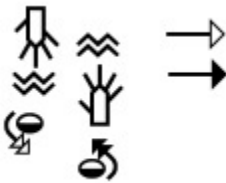

# American Sign Language Dictionary

Spoken Word	SignWriting
microwave 2	
midday, noon	
middle	
midget	
midnight	
midnight	
mile	

# American Sign Language Dictionary



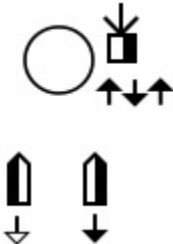
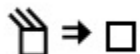



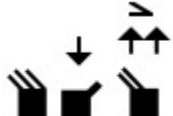

Spoken Word	SignWriting
military	
military	
milk	
milkman	
million	
Milwaukee	
mind	
mind	
mind	
mind	

# American Sign Language Dictionary









Spoken Word	SignWriting
mind blown	
MIND-BEND	
mine	
mine	
mingle	
minimum	



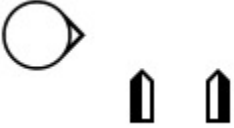


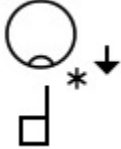



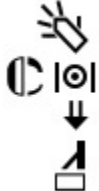
# American Sign Language Dictionary

Spoken Word	SignWriting
minimum	
minimum	
minister	
ministerial-servant	
Minneapolis	
Minnesota	
Minnesota	
Minnesota	
Minnesota	











# American Sign Language Dictionary

Spoken Word	SignWriting
minor	
minute	
minute	
minute	
minute-tick	
miracle	
mirror	
mirror	







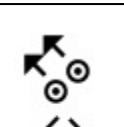

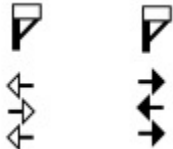

# American Sign Language Dictionary

Spoken Word	SignWriting
mirror	
mischievous	
miss	
miss	
miss someone	
missed	
missile	
missing	

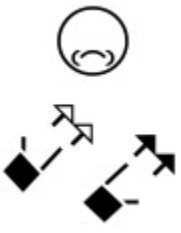

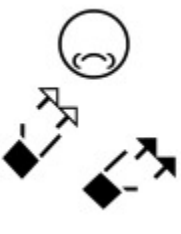


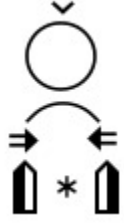

# American Sign Language Dictionary

Spoken Word	Sign Writing
missionary	
Mississippi	
Mississippi	
Mississippi	
Missouri	
Missouri	
Missouri	
mistake	
misunderstand	 



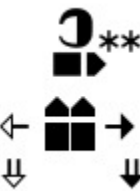


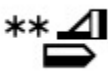




# American Sign Language Dictionary

Spoken Word	SignWriting
misunderstand	 
misunderstand	 
mix	
mix-up	
mixed-culture	
mmm	
mobile	
mobile home	

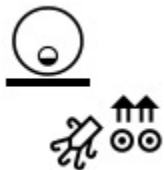

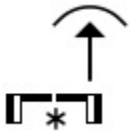
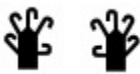
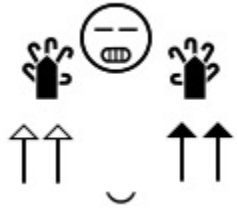

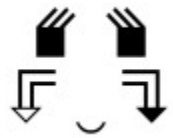

# American Sign Language Dictionary

Spoken Word	SignWriting
mock	
mock	
mock	
Model	
moderately curly hair	
molitev	
mom	

# American Sign Language Dictionary

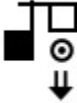

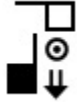
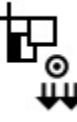






Spoken Word	SignWriting
mom	
mom	
monastery	
Monday	
Monday	
money	
money	
money	
money	
money	

# American Sign Language Dictionary


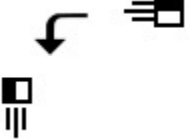



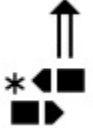

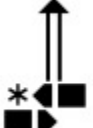

Spoken Word	SignWriting
monkey	
monkey	
monotone	
monster	
monster	
Monster	
Montana	
Montana	



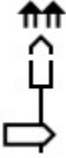

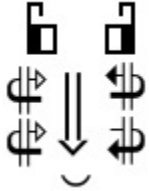



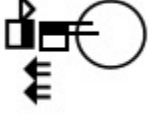
# American Sign Language Dictionary

Spoken Word	SignWriting
month	
month	
month	
monthly	
Monument	
MOOD	
moon	
moon	
moon	
moose	

# American Sign Language Dictionary

Spoken Word	SignWriting
moose	
moral	
more	
more	
more and more	
more than	
more-more	
more-than	
Mormon	











# American Sign Language Dictionary

Spoken Word	SignWriting
morning	
morning	
morphology	
morphology	
morphology	
Moses	
Moses	










# American Sign Language Dictionary

Spoken Word	SignWriting
Mosque	
mosquito	
mosquito	
mosquito	
most	
most	
most-of-the-time	

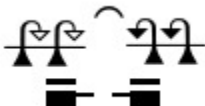

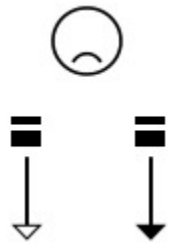
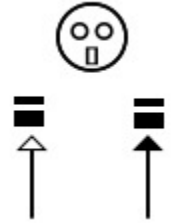


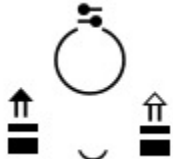
# American Sign Language Dictionary

Spoken Word	SignWriting
mostly	
motel	
mother	
mother	
mother	
mother	
mother	
mother	
mother	
mother	

# American Sign Language Dictionary

Spoken Word	SignWriting
mother	
mother	
mother	
Mother	
mother-in-law	
mother-left-hand	
motivate	
motive	
motorcycle	

# American Sign Language Dictionary




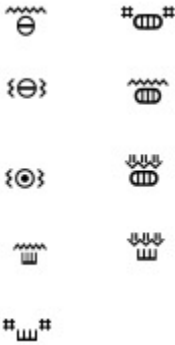




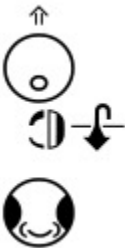
Spoken Word	SignWriting
motorcycle	
motorcycle falls down away from legs classifier	
motorcycle goes straight down	
motorcycle shoots forward screaming	
motyl	
mound	
mount bike	

# American Sign Language Dictionary

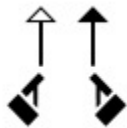



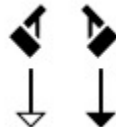



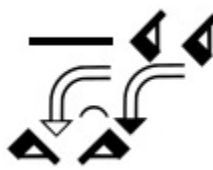
Spoken Word	SignWriting
mountain	
mountain	
mountain	
mountain	
mouse	
mouse	
mouth	



# American Sign Language Dictionary

Spoken Word	SignWriting
mouth	
mouth closed	
mouth mm down lips	
mouth movements small	
mouth oo	
mouth open	
mouth pursed shut	
mouth show teeth	
mouthwash	




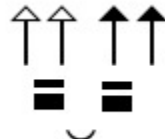
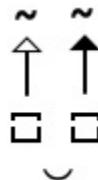



# American Sign Language Dictionary

Spoken Word	SignWriting
move (object) away from me	
move (object) left	
move (object) right	
move (object) to right	
move (object) towards me	
move away	
move away	
move box to left	
move here	



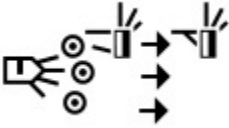
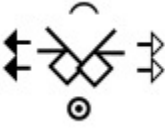


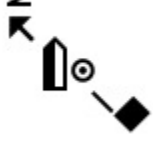

# American Sign Language Dictionary

Spoken Word	SignWriting
move rounded object to right	
movement	
movement forward left hand	
movement forward right hand	
movement forward right hand	
movement forward right hand	
movement right hand circle toward signer	
movie	
movie	
movie	


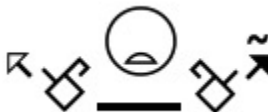
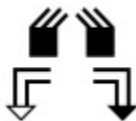



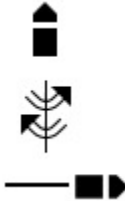

# American Sign Language Dictionary

Spoken Word	SignWriting
Movie	
movies	
movies	
mow	
mow (grass)	
Ms-Anderson	
Ms-Dorsett	
much	

# American Sign Language Dictionary

Spoken Word	SignWriting
muffle	
mule	
multiple choice	
multiply	
multiply	
mummy	
murder	
murderer	




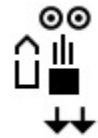



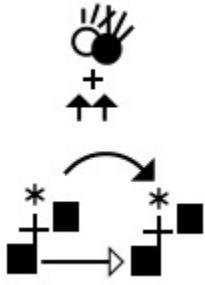
# American Sign Language Dictionary

Spoken Word	Sign Writing
muscle	
muscular	
museum	
mushroom	
mushroom	
music	
music	
music	

# American Sign Language Dictionary











Spoken Word	SignWriting
music	
music	
music	
musician	
musician	
must	
must - 2	

# American Sign Language Dictionary









Spoken Word	SignWriting
Must - 2 (left)	 The sign is represented by a small black square with a small 'L' shape above it. Below the square is a downward-pointing arrow with a small 'Z' shape at its base.
mustache	 The sign is represented by a circle with a vertical line through its center. Two curved arrows point outwards from the sides of the circle, and two small black squares are positioned below the circle.
mustache	 The sign is represented by a circle with a horizontal line through its center. Two curved arrows point outwards from the sides of the circle, and two small black squares are positioned below the circle.
mustard	 The sign is represented by a small black square with a small 'L' shape above it. Below the square is a downward-pointing arrow with a small 'Z' shape at its base.
mute	 The sign is represented by a circle with a small 'L' shape inside it. Below the circle is a small black square with a small 'L' shape above it. Below the square is a downward-pointing arrow with a small 'Z' shape at its base.
mute	 The sign is represented by a circle with a small 'L' shape inside it. Below the circle is a small black square with a small 'L' shape above it. Below the square is a downward-pointing arrow with a small 'Z' shape at its base.
mutual	 The sign is represented by a small black square with a small 'L' shape above it. Below the square is a downward-pointing arrow with a small 'Z' shape at its base.
mutualism	 The sign is represented by a small black square with a small 'L' shape above it. Below the square is a downward-pointing arrow with a small 'Z' shape at its base.








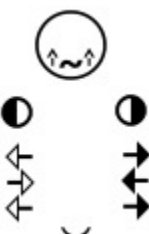




# American Sign Language Dictionary

Spoken Word	SignWriting
my	
my	
my	
my	
my	
my	
my	
my	
my	
my	

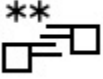








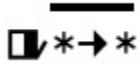

# American Sign Language Dictionary

Spoken Word	SignWriting
My hair is black	
My hair is black.	
My-Almighty	
my-left	
my-turn	
myopic	
myself	
myself	
myself	
myself	











# American Sign Language Dictionary

Spoken Word	SignWriting
myself	
myself	
myself	
N	
N - expressive	
n-o zero	
naive	
name	
name	
name	







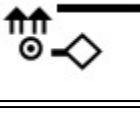



# American Sign Language Dictionary

Spoken Word	SignWriting
name	
name-sign-A	
name-sign-A	
name-sign-A	
name-sign-A	
name-sign-A	
name-sign-A	
name-sign-A	
name-sign-A	
name-sign-A	
name-sign-AB	










# American Sign Language Dictionary

Spoken Word	SignWriting
name-sign-B	
name-sign-B	
name-sign-B	
name-sign-B	
name-sign-B	
name-sign-B	
name-sign-B	
name-sign-B	
name-sign-C-R	
name-sign-CF	




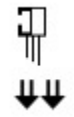





# American Sign Language Dictionary

Spoken Word	SignWriting
name-sign-CW	
name-sign-D	
name-sign-D	
name-sign-D	
name-sign-E	
name-sign-F	
name-sign-J	
name-sign-K	
name-sign-K	
name-sign-K	

# American Sign Language Dictionary








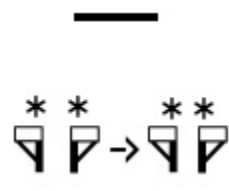

Spoken Word	SignWriting
name-sign-M	
name-sign-M	
name-sign-P	
name-sign-P	
name-sign-S	
name-sign-S	
name-sign-S	
name-sign-T	
name-sign-V	

# American Sign Language Dictionary

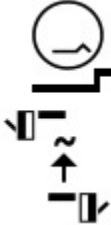
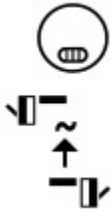

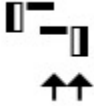



Spoken Word	SignWriting
name-sign-V	
name-sign-W	
named	
Namibia	
Nampa, Idaho	
napkin	
napkin	
napkin	
narrow	








# American Sign Language Dictionary

Spoken Word	SignWriting
nation	
nation	
national	
native	
Native American	
nature	
nausea	
navy	
NC	







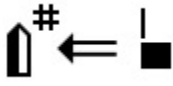



# American Sign Language Dictionary

Spoken Word	SignWriting
near	 The sign is represented by a circle containing a left hand with index finger pointing up. Below the circle is a vertical line with a right hand at the top, index finger pointing left, and a right hand at the bottom, index finger pointing right. A squiggle is placed between the two right hands.
near	 The sign is represented by a circle containing a right hand with index finger pointing up. Below the circle is a vertical line with a right hand at the top, index finger pointing left, and a right hand at the bottom, index finger pointing right. A squiggle is placed between the two right hands.
near	 The sign is represented by two right hands, one above the other, both with index fingers pointing right. Two upward-pointing arrows are positioned between the two hands.
near	 The sign is represented by two right hands, one above the other, both with index fingers pointing right. Two upward-pointing arrows are positioned between the two hands.
near-left	 The sign is represented by a circle containing a left hand with index finger pointing up. Below the circle is a vertical line with a right hand at the top, index finger pointing left, and a right hand at the bottom, index finger pointing right. A squiggle is placed between the two right hands.
near-left	 The sign is represented by a circle containing a right hand with index finger pointing up. Below the circle is a vertical line with a right hand at the top, index finger pointing left, and a right hand at the bottom, index finger pointing right. A squiggle is placed between the two right hands.
near-right	 The sign is represented by a circle containing a left hand with index finger pointing up. Below the circle is a vertical line with a right hand at the top, index finger pointing left, and a right hand at the bottom, index finger pointing right. A squiggle is placed between the two right hands.









# American Sign Language Dictionary

Spoken Word	SignWriting
neat	
neat	
Nebraska	
Nebraska	
necessary	




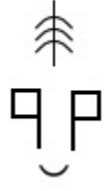


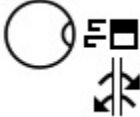
# American Sign Language Dictionary

Spoken Word	SignWriting
necklace	
Necklace (circles)	
necktie	
need	
need	
negative	
negative	
negative	
negative	
negative	





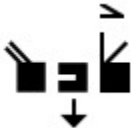
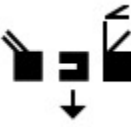



# American Sign Language Dictionary

Spoken Word	SignWriting
negative with expression	
negative with expression	
neglect	
negotiate	
negotiate	
neighbor	
neighborhood	
nephew	

# American Sign Language Dictionary

Spoken Word	SignWriting
neptune	
nervous	
nervous	
nervous	
nervous	
nervous	
nervy	

# American Sign Language Dictionary










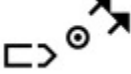
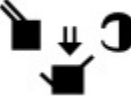
Spoken Word	Sign Writing
Netherlands	
neutral	
neutron	
Nevada	
Nevada	
Nevada	
never	
never	
never	

# American Sign Language Dictionary



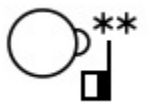




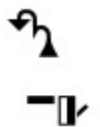


Spoken Word	SignWriting
never	The sign for 'never' is composed of a vertical line with a small circle at the top, a horizontal line to the right, and a diagonal line pointing down and to the right.
never8	The sign for 'never8' is composed of a vertical line with a small circle at the top, a horizontal line to the right, a diagonal line pointing down and to the right, and a small circle at the bottom.
new	The sign for 'new' is composed of a small circle with a dot in the center, a horizontal line to the right, and a diagonal line pointing down and to the right.
new	The sign for 'new' is composed of a small circle with a dot in the center, a horizontal line to the right, a diagonal line pointing down and to the right, and a small circle at the bottom.
new	The sign for 'new' is composed of a small circle with a dot in the center, a horizontal line to the right, a diagonal line pointing down and to the right, and a small circle at the bottom.
New Hampshire	The sign for 'New Hampshire' is composed of a small circle with a dot in the center, a horizontal line to the right, and a diagonal line pointing down and to the right.
New Jersey	The sign for 'New Jersey' is composed of a small circle with a dot in the center, a horizontal line to the right, a diagonal line pointing down and to the right, and a small circle at the bottom.
New Mexico	The sign for 'New Mexico' is composed of a small circle with a dot in the center, a horizontal line to the right, and a diagonal line pointing down and to the right.
New Orleans	The sign for 'New Orleans' is composed of a small circle with a dot in the center, a horizontal line to the right, a diagonal line pointing down and to the right, and a small circle at the bottom.
New Year resolution	
New York	The sign for 'New York' is composed of a small circle with a dot in the center, a horizontal line to the right, a diagonal line pointing down and to the right, and a small circle at the bottom.



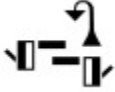

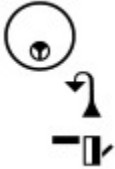

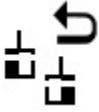

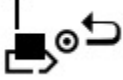

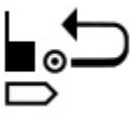

# American Sign Language Dictionary

Spoken Word	SignWriting
New York	
New York	
New York City	
New-Hampshire	
New-Jersey	
New-Mexico	
New-Mexico	
New-York	
New-York	
New-York	
New-York-City	

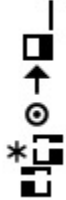


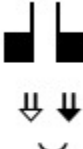






# American Sign Language Dictionary

Spoken Word	SignWriting
New-Zealand	
New-Zealander	
news	
newspaper	
newspaper	
newspaper	
newspaper	
next	
next	
next	












# American Sign Language Dictionary

Spoken Word	SignWriting
next	
next	
next	
next	
next	
next	
next week	
next week	
next week	
next week	

# American Sign Language Dictionary

Spoken Word	SignWriting
next year	
next-door	
next-to	
next-to-me	
Nicaragua	
Nicaragua	
Nicaragua	
Nicaragua	
nice	
nice	


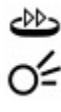
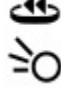





# American Sign Language Dictionary

Spoken Word	SignWriting
nice	
nice both palms down	
nickel	
Nicole	
niece	
night	
night	
night	
night	
night	
nine dollars	

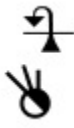










# American Sign Language Dictionary

Spoken Word	SignWriting
nine hours	The SignWriting symbol for 'nine hours' consists of a stylized '9' formed by a vertical line and a curved line, with a hand icon (palm facing up) positioned above the curve.
nine minutes	The SignWriting symbol for 'nine minutes' features a stylized '9' with a hand icon (palm facing up) above it, and a small horizontal line with an arrow pointing to the right, indicating a duration or time interval.
nine o'clock	The SignWriting symbol for 'nine o'clock' is a complex sequence of symbols: a hand icon (palm facing up) with a dot above it, followed by a stylized '9', and then a hand icon (palm facing up) with a dot above it, all connected by arrows indicating the sequence of movements.

# American Sign Language Dictionary

Spoken Word	SignWriting
nine of us	
nine of us (left hand)	
nine of us (right hand)	
nine years old	
nineteen years old	
ninety eight	
ninety seven	
ninety six	

# American Sign Language Dictionary



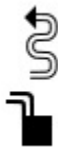
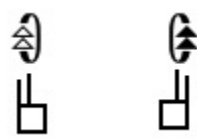




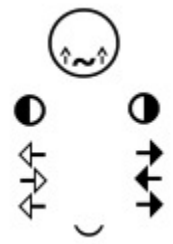
Spoken Word	SignWriting
ninth	
ninth (in a series) (left hand)	
no	
no	
no	
no	
no	
no	
no	
no	
no facial expression	




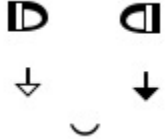
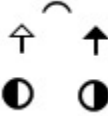



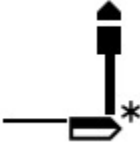
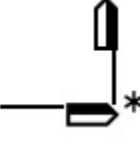
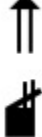
# American Sign Language Dictionary

Spoken Word	Sign Writing
no-clue	
no-emphatic	
no-good	
no-more	
no-no	
no-way	
noble	
nod	




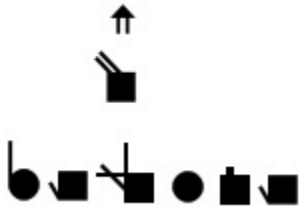






# American Sign Language Dictionary

Spoken Word	SignWriting
nod	
noise	
nomad	
nominate	
non-manual-signals	
none	
none	
none	
none	








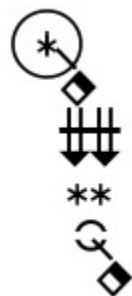
# American Sign Language Dictionary

Spoken Word	SignWriting
none	
none	
none	
none-3	
noodle	
noon	
noon	
noon	
north	


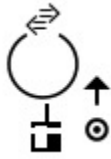

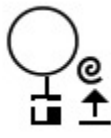
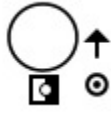


# American Sign Language Dictionary

Spoken Word	SignWriting
north	
North Dakota	
North-Carolina	
North-Dakota	
North-Dakota	
Norway	
Norway	
Norway	
Norwegian	
Norwegian	


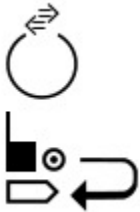

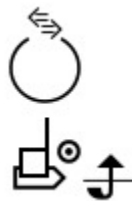

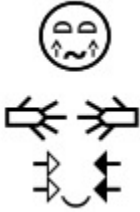
# American Sign Language Dictionary

Spoken Word	SignWriting
Norwegian	
Norwegian	
nose	
nose	
Nose	
nosedive	
nosy	
nosy	

# American Sign Language Dictionary

Spoken Word	SignWriting
Not	
not	
not	
not	
not	
not	
not crazy about	

# American Sign Language Dictionary

Spoken Word	SignWriting
not have	
not last week	
not my job	
not next week	
not often	
not scared	

# American Sign Language Dictionary

Spoken Word	SignWriting
not yet	<p>The sign is represented by a circle with a horizontal line through its center. An arrow points from the top of the circle to the right. Below the circle is a vertical line with a double-headed arrow pointing up and down.</p>
not yet	<p>The sign is represented by a circle with a horizontal line through its center. An arrow points from the top of the circle to the right. Below the circle is a vertical line with a double-headed arrow pointing up and down. To the right of the vertical line is a small square with a double-headed arrow pointing left and right.</p>
not-crazy-about	<p>The sign is represented by a circle with a horizontal line through its center. An arrow points from the top of the circle to the right. To the right of the circle is a small square with a double-headed arrow pointing left and right.</p>
not-satisfied	<p>The sign is represented by a circle with a horizontal line through its center. An arrow points from the top of the circle to the right. Below the circle is a small square with a double-headed arrow pointing left and right. To the right of the small square is a small square with a double-headed arrow pointing left and right.</p>
not-yet	<p>The sign is represented by a circle with a horizontal line through its center. An arrow points from the top of the circle to the right. Below the circle is a vertical line with a double-headed arrow pointing up and down.</p>
notable	<p>The sign is represented by a circle with a horizontal line through its center. An arrow points from the top of the circle to the right. Below the circle is a small square with a double-headed arrow pointing left and right. To the right of the small square is a small square with a double-headed arrow pointing left and right.</p>




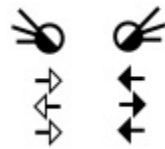

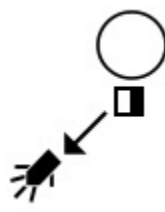
# American Sign Language Dictionary

Spoken Word	SignWriting
notate	
notate	
notate	
notate	
note	
notes	
notes	








# American Sign Language Dictionary

Spoken Word	SignWriting
nothing	
nothing	
nothing	
nothing	
nothing	
nothing	
nothing	


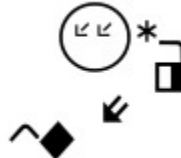




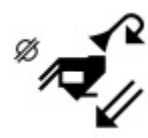

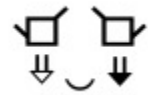
# American Sign Language Dictionary

Spoken Word	SignWriting
nothing	
nothing	
nothing	
nothing	










# American Sign Language Dictionary

Spoken Word	SignWriting
nothing	
nothing	
nothing	
Nothing	
notice	
notice	
notice	

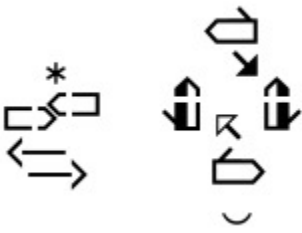










# American Sign Language Dictionary

Spoken Word	SignWriting
notice	
notice	
notice	
notion	
notorious	
nouns	
November	
November	
now	

# American Sign Language Dictionary

Spoken Word	SignWriting
now	
number	
number	
number	
numerator	 
nun	
nun	
nurse	

# American Sign Language Dictionary

Spoken Word	SignWriting
nursery	
nut	
nuts	
nuts	
o	
O	
O	
o'clock	
O- receptive	
o-shake	
Oakland, CA	

# American Sign Language Dictionary

Spoken Word	SignWriting
oath	
Obama	
obedient	
obey	
obey	
obey	
object	
object appearing, getting larger from behind	











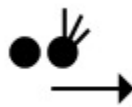

# American Sign Language Dictionary

Spoken Word	SignWriting
object disappears in the distance	The sign is composed of two parts. On the left, a circle contains a tilde (~). On the right, a square is positioned above a horizontal line, with an upward-pointing arrow between them. A curved line arches over the square and the line.
object disappears in the distance open mouth	The sign is composed of two parts. On the left, a circle contains a horizontal line, and below it is a horizontal bar. On the right, a square is positioned above a horizontal line, with an upward-pointing arrow between them. A curved line arches over the square and the line. Additionally, a circle with a starburst inside is positioned between the two main parts.
objectives	The sign is composed of two parts. On the left, a square is positioned above a horizontal line, with two downward-pointing arrows below it. On the right, a square is positioned above a horizontal line, with three downward-pointing arrows below it. A curved line arches over the square and the line.
obsess	The sign is composed of two parts. On the left, a circle contains a horizontal line. On the right, a square is positioned above a horizontal line, with two downward-pointing arrows below it. A curved line arches over the square and the line.
obsess	The sign is composed of two parts. On the left, a circle contains a horizontal line. On the right, a square is positioned above a horizontal line, with two downward-pointing arrows below it. A curved line arches over the square and the line.
obsess	The sign is composed of two parts. On the left, a circle contains a horizontal line. On the right, a square is positioned above a horizontal line, with two downward-pointing arrows below it. A curved line arches over the square and the line.






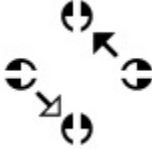

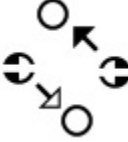
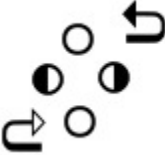
# American Sign Language Dictionary

Spoken Word	SignWriting
obsession	The sign for 'obsession' is written in two lines. The top line shows a circle with an asterisk above it, followed by a hand with fingers spread and a downward arrow, and then a curved arrow pointing left. The bottom line shows a hand with fingers spread and a downward arrow, followed by a circle with an asterisk above it and a curved arrow pointing left.
obstruct	The sign for 'obstruct' is written in one line. It shows a hand with fingers spread and a downward arrow, followed by a circle with an asterisk above it and a curved arrow pointing left.
obvious	The sign for 'obvious' is written in one line. It shows two hands with fingers spread and downward arrows, facing each other. In the center, there is a circle with an asterisk above it and a curved arrow pointing left.
obvious	The sign for 'obvious' is written in one line. It shows two hands with fingers spread and downward arrows, facing each other. In the center, there is a circle with an asterisk above it and a curved arrow pointing left.
ocean	The sign for 'ocean' is written in one line. It shows a circle with an asterisk above it, followed by a hand with fingers spread and a downward arrow, and then a curved arrow pointing left.
ocean	The sign for 'ocean' is written in one line. It shows a circle with an asterisk above it, followed by a hand with fingers spread and a downward arrow, and then a curved arrow pointing left.

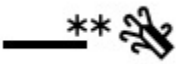
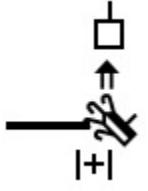


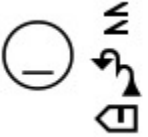





# American Sign Language Dictionary

Spoken Word	SignWriting
ocean	
ocean	
October	
octopus	
oculog	
of	
of course	
off	
off	
off	


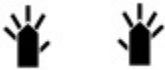
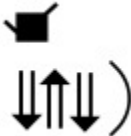







# American Sign Language Dictionary

Spoken Word	SignWriting
off lexicalized	
off lexicalized	
offer	
offering	
office	
office	
office	
office	
office	

# American Sign Language Dictionary

Spoken Word	SignWriting
officer	
officer	
official	
often	
often	
often	
oh	
oh	
Oh I see	
oh I see	









# American Sign Language Dictionary

Spoken Word	SignWriting
oh I see	
oh well	
oh-I-see	
oh-i-see	
oh-my-gosh	
oh-no	
oh-no	
oh-well	
Ohio	
oil	

# American Sign Language Dictionary








Spoken Word	SignWriting
oil	The SignWriting for 'oil' consists of three parts: a top part with a hand symbol, a plus sign, and a box; a middle part with a circle and a downward arrow; and a bottom part with a sun-like symbol.
ok	The SignWriting for 'ok' consists of a circle above a hand symbol, which is positioned above a square.
ok	The SignWriting for 'ok' consists of a circle, a small 'v' shape, and a hand symbol positioned above a diamond.
ok	The SignWriting for 'ok' consists of a circle, a small 'v' shape, and a hand symbol positioned above a diamond.
OK	The SignWriting for 'OK' consists of a circle, a small 'v' shape, and a hand symbol positioned above a diamond.
OK	The SignWriting for 'OK' consists of a hand symbol with an upward arrow pointing from it.

# American Sign Language Dictionary

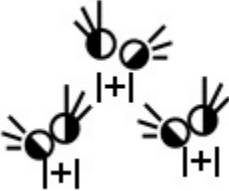




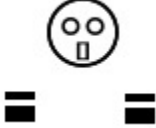



Spoken Word	SignWriting
okay	
Oklahoma	
Oklahoma	
old	
old	
old	
old	
old	



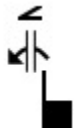
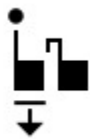

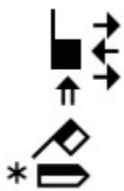

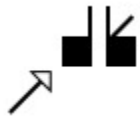



# American Sign Language Dictionary

Spoken Word	SignWriting
old	
old-fashioned	
old-very	
older	
oldest	
OLGA	
Olimpics	

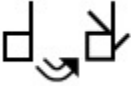





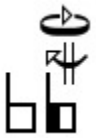
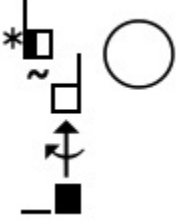
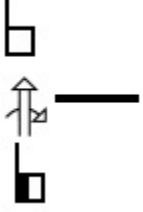
# American Sign Language Dictionary

Spoken Word	SignWriting
Olympic	
on	
on	
on	
on lexicalized	
on motorcycle screaming	
On Saturday I watch a film	
On Saturday I watch a film.	
once	
one	
one cent	

# American Sign Language Dictionary

Spoken Word	SignWriting
one dollar	
one hundred	
one more	
one o'clock	
one o'clock	
one person meets two	
one to ten	
one year ago	
one year old	

# American Sign Language Dictionary

Spoken Word	SignWriting
one-to-three	
onion	
onion	
onion	
online	
only	
only (left hand)	
only-one	
only-one	


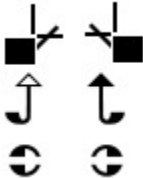
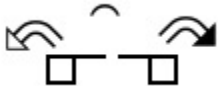
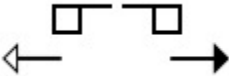



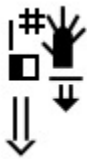
# American Sign Language Dictionary

Spoken Word	SignWriting
only-one	
only-one	
oops	
oops	
open	
open	
open	
open	
open	
open	

# American Sign Language Dictionary

Spoken Word	SignWriting
open book	
open box flaps front to back	
open box flaps side to side	
open door	
open door	
open door	
open eyes	
open knuckles twice	
open window	
open-window	

# American Sign Language Dictionary







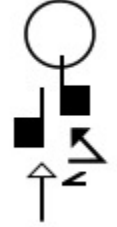

Spoken Word	SignWriting
opinion	
opportunity	
oppose	
opposite	
oppress	
oppressed	
oppression	
oppression	

# American Sign Language Dictionary



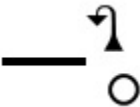
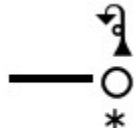
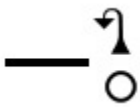

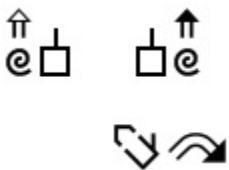


Spoken Word	SignWriting
options	
options	
optometrist	
or	
or	
or	
oral education	
orange	





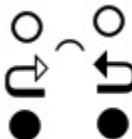

# American Sign Language Dictionary

Spoken Word	SignWriting
orange	
orange	
orange	
orange	
ordain	
order	
order	
order	

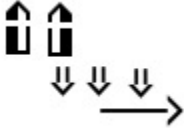

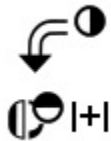
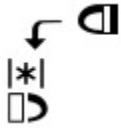
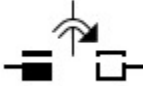

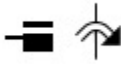
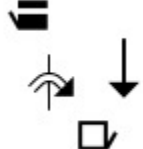

# American Sign Language Dictionary

Spoken Word	SignWriting
order	
ordinary	
Oregon	
Oregon	
Oregon	
Oregon	
organism	
organization	
organization	


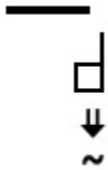

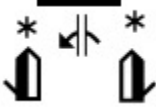
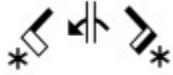


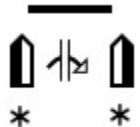
# American Sign Language Dictionary

Spoken Word	SignWriting
organization	 <p>The SignWriting symbol for 'organization' in the first variation consists of an asterisk at the top, followed by two open circles. Below these are two U-shaped strokes, each with a small arrow pointing right, and two solid black circles at the bottom.</p>
organization	 <p>The SignWriting symbol for 'organization' in the second variation consists of two stylized 'P' or 'B' shaped strokes, each with a small arrow pointing right, and two solid black circles at the bottom.</p>
organization	 <p>The SignWriting symbol for 'organization' in the third variation consists of two open circles at the top, followed by two U-shaped strokes with small arrows pointing right, and two solid black circles at the bottom.</p>
organization	 <p>The SignWriting symbol for 'organization' in the fourth variation consists of two open circles at the top, followed by an asterisk, then two U-shaped strokes with small arrows pointing right, and two solid black circles at the bottom.</p>

# American Sign Language Dictionary

Spoken Word	SignWriting
organize	
orthodox	
ostrich	
Ostrich	
other	
other	
other	
other	
other - left hand	



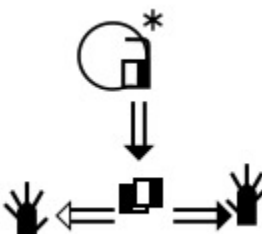




# American Sign Language Dictionary

Spoken Word	SignWriting
other person	
other person - emphasis	
otherwise	
our	
our	
our	
our	
our - rotation left	







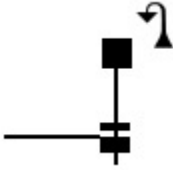


# American Sign Language Dictionary

Spoken Word	SignWriting
our - rotation - right	The sign is represented by a horizontal line above two vertical bars. Between the bars is a vertical line with a right-pointing arrow. Below each vertical bar is an asterisk.
our-2h	The sign is represented by a curved arrow pointing left above a right-pointing arrow. Below these is a vertical line with a right-pointing arrow, flanked by two vertical bars, each with an asterisk below it.
ourselves	The sign is represented by a horizontal line above a curved arrow pointing left and a small square with a vertical line through it. An asterisk is below the curved arrow.
ourselves - left	The sign is represented by a horizontal line above a small square with a vertical line through it and a curved arrow pointing left. An asterisk is below the curved arrow.
out	The sign is represented by a hand with fingers spread, a circle with a vertical line through it, and a hand with fingers spread pointing right.
out	The sign is represented by a hand with fingers spread pointing up, a circle, and a hand with fingers spread pointing up.
out	The sign is represented by a hand with fingers spread, a circle with a vertical line through it, a hand with fingers spread pointing right, and a hand with fingers spread pointing left.
out	The sign is represented by a hand with fingers spread pointing down, a circle with a vertical line through it, and a hand with fingers spread pointing down.
out	The sign is represented by a hand with fingers spread, a circle with a vertical line through it, and a hand with fingers spread pointing up.

# American Sign Language Dictionary

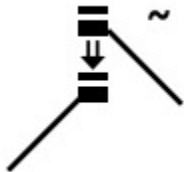
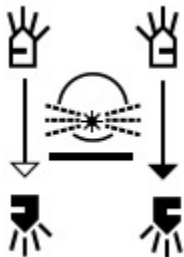
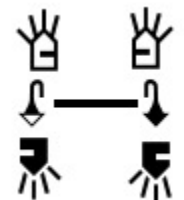

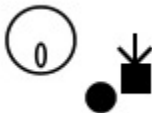

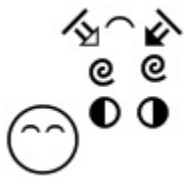
Spoken Word	SignWriting
out	
out-of-bounds	
outburst	
outgoing	
Outlands	
outside	
outside	

# American Sign Language Dictionary

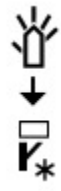







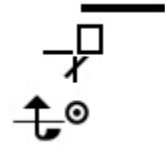
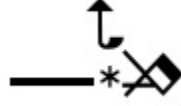
Spoken Word	SignWriting
outside	
outside	
over-the-week-end	
over-there	
overalls	
overarching	
overcome	
overflowing	
overlook	



# American Sign Language Dictionary

Spoken Word	SignWriting
overwhelm	
overwhelm	
overwhelm	
overwhelming	
ow	
owe	
owl	


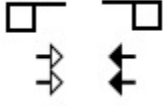




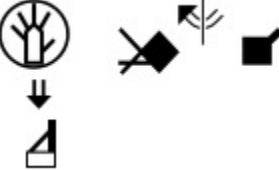


# American Sign Language Dictionary

Spoken Word	SignWriting
own	
own	
P	
P - Receptive	
pace	
Pacific Daylight Time	
pacific ocean	
pad	
Pagan	
Pagan	
pagan	









# American Sign Language Dictionary

Spoken Word	SignWriting
pagan- religion	
Pagan--religion-	
page	
page	
page	
pager	
pager	
pager	
PAH	
PAH	







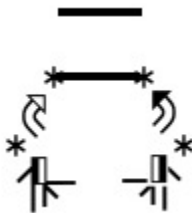

# American Sign Language Dictionary

Spoken Word	SignWriting
PAH	
pain	
paint	
painting	
painting	
pair	
pajamas	
Pakistan	
Pakistani	

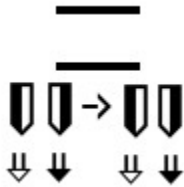
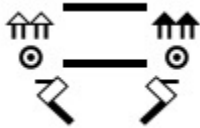
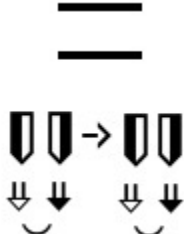


# American Sign Language Dictionary

Spoken Word	SignWriting
pale	
palm orientation	
palm orientation	
pamphlet	
pamphlet	
pamphlet	
pamphlet	
pamphlet	









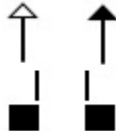
# American Sign Language Dictionary

Spoken Word	SignWriting
pancake	
pancake	
panda	
panda	
panphlet	
panther	
panties	
panties2	

# American Sign Language Dictionary

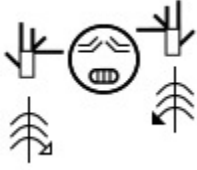
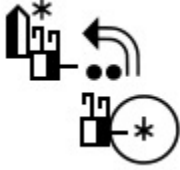
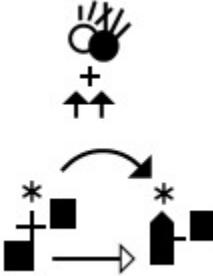
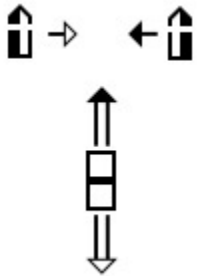


Spoken Word	SignWriting
pants	 The SignWriting symbol for 'pants' consists of a horizontal line at the top, followed by two vertical bars with downward arrows, a right-pointing arrow, and another two vertical bars with downward arrows.
pants	 The SignWriting symbol for 'pants' consists of two stylized pants legs with arrows pointing outwards, connected by a horizontal line with a central circle.
pants	 The SignWriting symbol for 'pants' consists of a horizontal line at the top, followed by two vertical bars with downward arrows, a right-pointing arrow, and another two vertical bars with downward arrows.
paper	 The SignWriting symbol for 'paper' consists of a stylized paper roll with arrows pointing outwards, connected by a horizontal line with a central circle.
paper	 The SignWriting symbol for 'paper' consists of two stylized paper sheets with arrows pointing outwards, connected by a horizontal line with a central circle.

# American Sign Language Dictionary






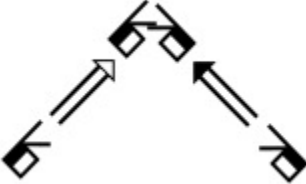
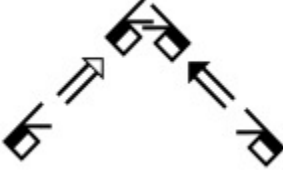

Spoken Word	Sign Writing
paper	
paper	
paper	
paper	
Papua New Guinea	
parade	
Paraguay	
parakeet	
parallel	










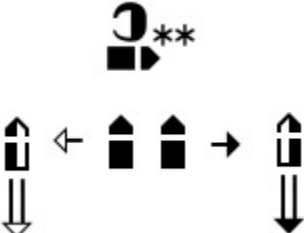
# American Sign Language Dictionary

Spoken Word	SignWriting
paranoid	
parasite	
parasitism	
parasol	
parch	
parents	

# American Sign Language Dictionary

Spoken Word	SignWriting
parents	
parents	
parents	
parents	
pariah	
Paris	
Paris	
parish	

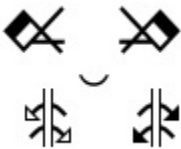
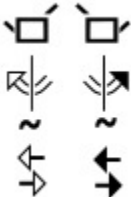


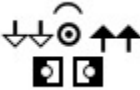
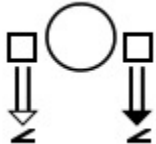
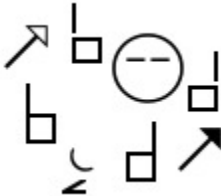
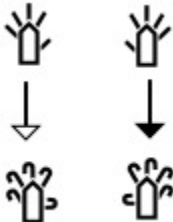
# American Sign Language Dictionary

Spoken Word	SignWriting
park	
park	
park vehicle	
parking lot	
parking space	
parliamentary	
parole	
parsonage	

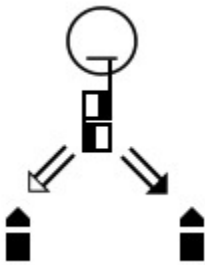







# American Sign Language Dictionary

Spoken Word	SignWriting
part	
part	
partner	
partner	
partner	
party	
party	
party	

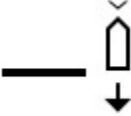

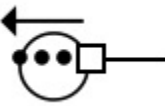






# American Sign Language Dictionary

Spoken Word	SignWriting
party	
party	
pass	
pass-by	
pass-by	
pass-complete	
passing-thru-eye	
passion	








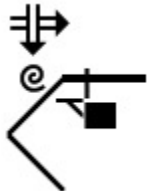
# American Sign Language Dictionary

Spoken Word	SignWriting
passive	
passive	
Passover	
passport	
Passport	
password	 
past	

# American Sign Language Dictionary

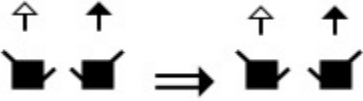






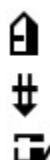
Spoken Word	SignWriting
past	
paste	
pasteurized-milk	
pasteurized-milk	
Pastor-Ron	
Pastor-Ron	
pasturized-mild	
pasturized-milk	
pasturized-milk	

# American Sign Language Dictionary



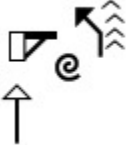




Spoken Word	SignWriting
patch-on-arm	
path	
path-cl4mod	
path-cl4mod	
patience	
patience	
patient	
patient	











# American Sign Language Dictionary

Spoken Word	SignWriting
Patrick's "Trip"	
pattern	
patterned shirt	
Paul	
pause	
pause 1	
pay	
pay	
pay	

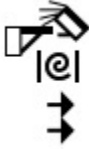




# American Sign Language Dictionary

Spoken Word	SignWriting
pay	 The sign for 'pay' is composed of a vertical line with two upward arrows at the top, a square, and a circle with a dot in the center.
pay	 The sign for 'pay' is composed of a circle with a dot in the center, a square, and an arrow pointing up and to the right.
Pay	 The sign for 'Pay' is composed of a square, a circle with a dot in the center, an arrow pointing up and to the right, and a vertical line with an upward arrow at the bottom.
Pay out	 The sign for 'Pay out' is composed of a square, a circle with a dot in the center, and a vertical line with an upward arrow at the bottom.
pea	 The sign for 'pea' is composed of a wavy line, a square, and two asterisks.
peace	 The sign for 'peace' is composed of a circle with a downward arrow at the top, a square, and two curved arrows pointing outwards from the bottom.
peace	 The sign for 'peace' is composed of a circle, a square, and two curved arrows pointing outwards from the bottom.

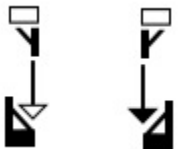
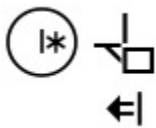





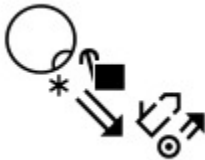
# American Sign Language Dictionary

Spoken Word	SignWriting
peace	
peach	
peach	
peacock	
peacock	
peacock	
peak	
peanut	


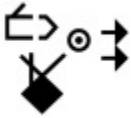
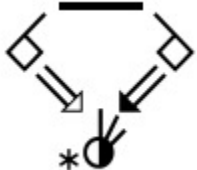







# American Sign Language Dictionary

Spoken Word	SignWriting
pear	 The sign for 'pear' is written with the right hand. It starts with a square symbol, followed by a triangle pointing down, then a circle with a vertical line through it, and finally a double arrow pointing down.
pear	 The sign for 'pear' is written with the right hand. It starts with a square symbol, followed by a triangle pointing down, then a circle with a vertical line through it, and finally a double arrow pointing down.
peas	 The sign for 'peas' is written with the right hand. It starts with a square symbol, followed by a triangle pointing down, then a circle with a vertical line through it, and finally a double arrow pointing down.
peas	 The sign for 'peas' is written with the right hand. It starts with a square symbol, followed by a triangle pointing down, then a circle with a vertical line through it, and finally a double arrow pointing down.
peculiar	 The sign for 'peculiar' is written with the right hand. It starts with a square symbol, followed by a triangle pointing down, then a circle with a vertical line through it, and finally a double arrow pointing down.

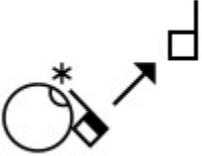


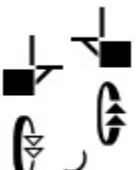

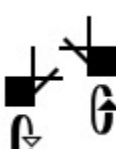


# American Sign Language Dictionary

Spoken Word	SignWriting
peddle	
pee	
Peggy	
Pelican	
pen	
penalize	
pencil	
pencil	





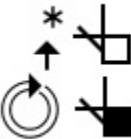



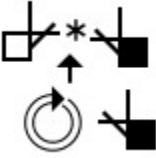
# American Sign Language Dictionary

Spoken Word	SignWriting
pencil	 The sign for 'pencil' is composed of three parts: a circle with an asterisk inside, a square with an arrow pointing down and to the right, and a diamond with an arrow pointing up and to the right.
pencil	 The sign for 'pencil' is composed of three parts: a square with an arrow pointing up and to the right, a circle with an asterisk inside, and a diamond with an arrow pointing down and to the right.
pendant	 The sign for 'pendant' is composed of three parts: a square with an arrow pointing down and to the right, a circle with an asterisk inside, and a diamond with an arrow pointing up and to the right.
penetrate	 The sign for 'penetrate' is composed of three parts: a square with an arrow pointing down and to the right, a circle with an asterisk inside, and a diamond with an arrow pointing up and to the right.
penguin	 The sign for 'penguin' is composed of three parts: a square with an arrow pointing down and to the right, a circle with an asterisk inside, and a diamond with an arrow pointing up and to the right.
penis	 The sign for 'penis' is composed of three parts: a square with an arrow pointing down and to the right, a circle with an asterisk inside, and a diamond with an arrow pointing up and to the right.
penitentiary	 The sign for 'penitentiary' is composed of three parts: a square with an arrow pointing down and to the right, a circle with an asterisk inside, and a diamond with an arrow pointing up and to the right.
Pennsylvania	 The sign for 'Pennsylvania' is composed of three parts: a square with an arrow pointing down and to the right, a circle with an asterisk inside, and a diamond with an arrow pointing up and to the right.
Pennsylvania	 The sign for 'Pennsylvania' is composed of three parts: a square with an arrow pointing down and to the right, a circle with an asterisk inside, and a diamond with an arrow pointing up and to the right.
Pennsylvania	 The sign for 'Pennsylvania' is composed of three parts: a square with an arrow pointing down and to the right, a circle with an asterisk inside, and a diamond with an arrow pointing up and to the right.

# American Sign Language Dictionary



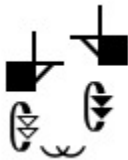






Spoken Word	SignWriting
penny	
penny	
pension	
people	
people	
people	
people	
people-onehanded	

# American Sign Language Dictionary



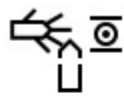
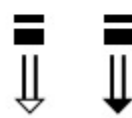
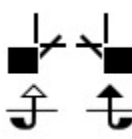



Spoken Word	SignWriting
pepper	
Pepsi	
pepsi	
percent	
perfect	
perfect	
perfect	
perfect	
perfect (3)	





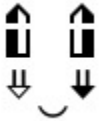

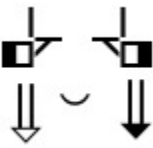
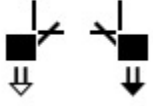
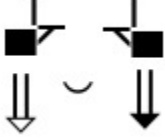

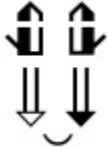
# American Sign Language Dictionary

Spoken Word	SignWriting
perfect2	
perform	
perform	
perfume	
perhaps	
peril	
period	
period	
period	



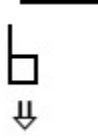
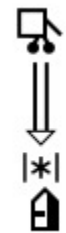


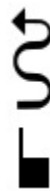
# American Sign Language Dictionary

Spoken Word	SignWriting
peripheral	
permanent	
permeable	 
permit	
perpetual	
perplex	
persecute	



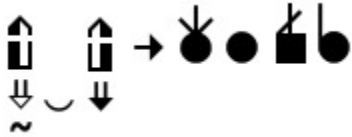





# American Sign Language Dictionary

Spoken Word	SignWriting
persecute	
persist	
person	
person	
person	
person	
person	
person	
person	



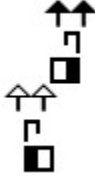






# American Sign Language Dictionary

Spoken Word	SignWriting
person (2)	 The sign is represented by two stylized human figures, each with a downward-pointing arrow below it, indicating a downward movement. A small curved line is positioned between the two figures.
person (3)	 The sign is represented by two stylized human figures, each with a downward-pointing arrow below it, indicating a downward movement. A small curved line is positioned between the two figures.
person left hand	 The sign is represented by a stylized left hand with a downward-pointing arrow below it, indicating a downward movement.
person legs falling down on top of motorcycle	 The sign is represented by a stylized motorcycle with a person's legs falling down from the top. A downward-pointing arrow is below the motorcycle, and a small asterisk is positioned below the arrow.
person moves forward	 The sign is represented by a stylized left hand with an upward-pointing arrow above it, indicating an upward movement.
person moves forward - left hand	 The sign is represented by a stylized left hand with an upward-pointing arrow above it, indicating an upward movement.
person wanders	 The sign is represented by a stylized left hand with a wavy line above it, indicating a wandering or zigzag movement.



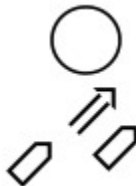

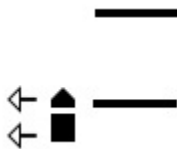
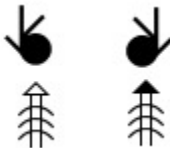

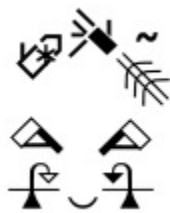

# American Sign Language Dictionary

Spoken Word	SignWriting
person-left	
person-look	
person-word	
personal space	
personality	
personality	
personality	
PersonalPuddle	
perspective	


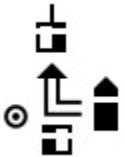



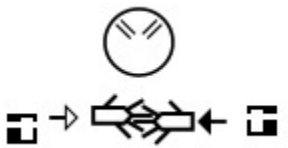
# American Sign Language Dictionary

Spoken Word	SignWriting
perspective	
perspire	
persuade	
persuade	
Peru	
pescado	
pessimistic	
pest	
pet	

# American Sign Language Dictionary


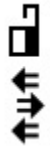








Spoken Word	SignWriting
pet	
Peter	
petition	
petrol	
petting a dog's head	
petty	
pharmacy	
pharmacy	
Philadelphia	

# American Sign Language Dictionary

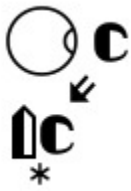
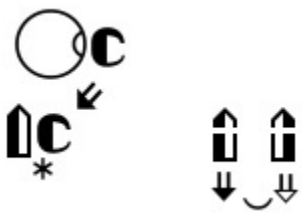





Spoken Word	SignWriting
Philadelphia, Pennsylvania	
Philip	
Philippines	
Philippines	
Philosophy	
phobia	



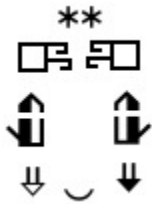

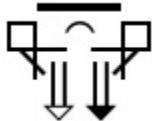
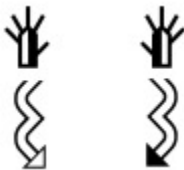

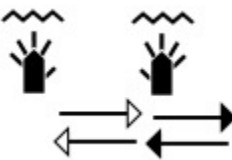
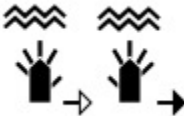

# American Sign Language Dictionary

Spoken Word	SignWriting
Phoenix	
Phoenix	
phone	
phone	
phone	
phone	
phonograph	
phonology	
phonology	
photocopy	

# American Sign Language Dictionary

Spoken Word	SignWriting
photograph	
photographer	
photography	
phrase	
phrase 1	
phrase 2	
phrase close	
physical	
physical	
physical education	

# American Sign Language Dictionary

Spoken Word	SignWriting
physicist	
physics	
physiology	
physique	
piano	
piano	
piano	
Picasso	

# American Sign Language Dictionary

Spoken Word	SignWriting
pick	
pick	
pick	
pick	
pick on	
pick up box on right	
pick-from-list	
pick-nose	




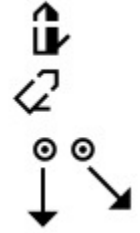




# American Sign Language Dictionary

Spoken Word	SignWriting
pick-up	
pick-up	
pick-up	
pick-up	
pick-up	
pick-up-to-the-left	
pickle	
pickle	

# American Sign Language Dictionary

Spoken Word	SignWriting
pickle	The sign for 'pickle' is depicted with a stick figure head, a vertical line for the torso, and a hand with fingers spread. A small asterisk is placed near the hand, and a vertical line with a horizontal bar at the bottom represents the feet.
pickup-pieces	The sign for 'pickup-pieces' is shown in two parts. The top part features a hand with fingers spread, a curved arrow indicating a movement, and a small asterisk. The bottom part shows a hand with fingers spread, a curved arrow, and a small circle with a horizontal line through it.
picnic	The sign for 'picnic' is illustrated with a stick figure head, a vertical line for the torso, and a hand with fingers spread. A small asterisk is placed near the hand, and a vertical line with a horizontal bar at the bottom represents the feet.
picture	The sign for 'picture' is shown with a stick figure head, a vertical line for the torso, and a hand with fingers spread. A small asterisk is placed near the hand, and a vertical line with a horizontal bar at the bottom represents the feet.
picture	The sign for 'picture' is depicted with a stick figure head, a vertical line for the torso, and a hand with fingers spread. A small asterisk is placed near the hand, and a vertical line with a horizontal bar at the bottom represents the feet.
picture	The sign for 'picture' is shown with a stick figure head, a vertical line for the torso, and a hand with fingers spread. A small asterisk is placed near the hand, and a vertical line with a horizontal bar at the bottom represents the feet.

# American Sign Language Dictionary










Spoken Word	SignWriting
picture	
pie	
pie	
pie	
pie	
pig	
pig	
pilgrim	

# American Sign Language Dictionary


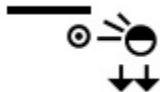

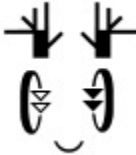

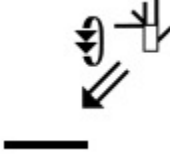



Spoken Word	SignWriting
pill	The sign for 'pill' is represented by a large circle with a small circle inside, a diamond shape, and two small circles.
pill	The sign for 'pill' is represented by a large circle with a small circle inside, a diamond shape, and two small circles.
pillow	The sign for 'pillow' is represented by a circle, a diamond shape, and a hand with fingers spread.
pilot	The sign for 'pilot' is represented by a diamond shape, a hand with fingers spread, and a hand with fingers spread.
pimple	The sign for 'pimple' is represented by a circle, a diamond shape, and a hand with fingers spread.
pin	The sign for 'pin' is represented by a horizontal line, a hand with fingers spread, and a hand with fingers spread.
pinapple	The sign for 'pinapple' is represented by a circle, a diamond shape, and a hand with fingers spread.
pinapple	The sign for 'pinapple' is represented by a diamond shape, a hand with fingers spread, and a hand with fingers spread.




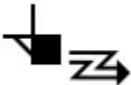


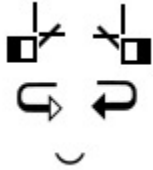
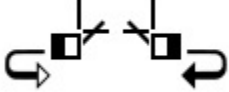
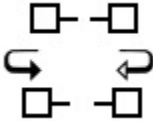


# American Sign Language Dictionary

Spoken Word	SignWriting
pinapple	
pinch	
pineapple	
pink	
Pioneer	
pioneer	
PIOS 1.1	
PIOS 1.2	
pipe - tobacco - 1	
pirate	
pisac2	



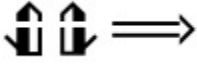


# American Sign Language Dictionary

Spoken Word	SignWriting
pitcher	
Pittsburgh	
Pittsburgh, Pennsylvania	
pity	
pity	
pity	
pity	
pity	
pity	






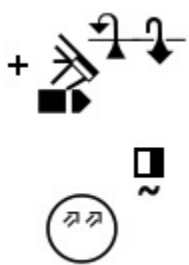


# American Sign Language Dictionary

Spoken Word	SignWriting
pizza	
pizza	
pizza	
pizza maker	
place	
place	
Place - L:ocation	
plaid	
plain - ordinary	

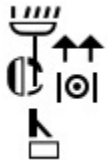
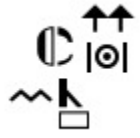


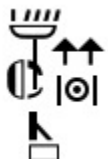
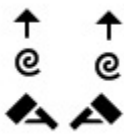

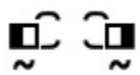

# American Sign Language Dictionary

Spoken Word	SignWriting
plaine land	
plan	
plan	
plan	
plan	


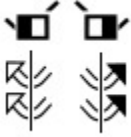
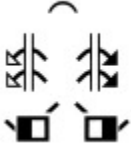

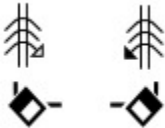
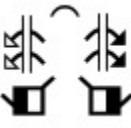
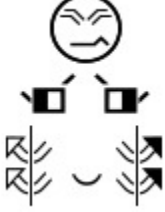

# American Sign Language Dictionary

Spoken Word	SignWriting
plane	
plane	
planet	
planet	
planet	
planet	
plans	
plant	

# American Sign Language Dictionary

Spoken Word	SignWriting
plant	
plant	
plant	
plant	
plant	
planting seeds	
plastic	
plate	
plate	

# American Sign Language Dictionary




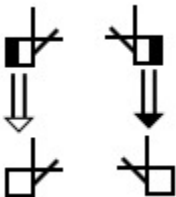

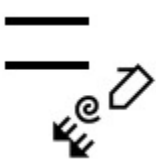
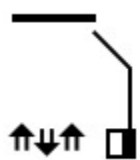

Spoken Word	SignWriting
platypus	
play	
play	
play (on stage)	
play - fun	
play games	
play games	
plead	

# American Sign Language Dictionary











Spoken Word	SignWriting
pleasant	
please	
please	
please	
pledge	
plenty	
plow	
plumber	
plumber	



# American Sign Language Dictionary

Spoken Word	SignWriting
plumbing	
plus	
pluto	
pneumonia	
pocket	
pocket	
pocketbook	
poem	

# American Sign Language Dictionary

Spoken Word	SignWriting
poetry	
poetry	
poetry	
point	
point	
point	
point	
point to two	
point-feet-down	
point-left	



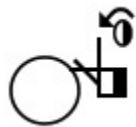
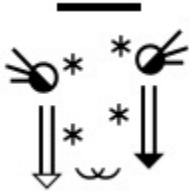




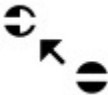
# American Sign Language Dictionary

Spoken Word	SignWriting
point-r-l	
point-right	
point-straight	
point-up-and-out	
poison	
poke	
Poland	
Poland	
Poland	
Poland	



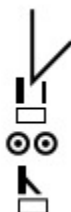



# American Sign Language Dictionary

Spoken Word	SignWriting
poles - construction	
police	
police	
policy	
polish	
Polish	
polite	
polite	
polite	





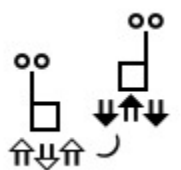



# American Sign Language Dictionary

Spoken Word	SignWriting
polite-left-hand	
politics	
politics	
polka dot	
ponder	
ponder	
Pony Tail	
pool	
pool	







# American Sign Language Dictionary

Spoken Word	SignWriting
poor	 The sign is composed of three parts: a downward-pointing arrow, a hand with fingers spread, and a hand with the index finger pointing up.
poor	 The sign is composed of three parts: a downward-pointing arrow, a hand with the index finger pointing up, and a hand with the index finger pointing down.
poor	 The sign is composed of three parts: a downward-pointing arrow, a hand with the index finger pointing up, and a hand with the index finger pointing down.
pop	 The sign is composed of three parts: a hand with the index finger pointing up, a hand with the index finger pointing down, and a hand with the index finger pointing down.
pop	 The sign is composed of three parts: a hand with the index finger pointing up, a hand with the index finger pointing down, and a hand with the index finger pointing down.
pop	 The sign is composed of three parts: a hand with the index finger pointing up, a hand with the index finger pointing down, and a hand with the index finger pointing down.

# American Sign Language Dictionary



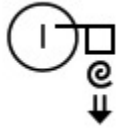


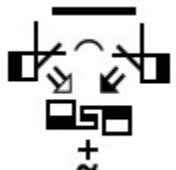


Spoken Word	SignWriting
Pop - Soda	
pop-up	
pop-up	
Pop-up	
popcorn	
Popcorn	
popular	
popular	

# American Sign Language Dictionary








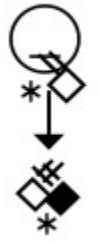
Spoken Word	SignWriting
popular	
porcelain	
porcupine	
portfolio	
Portland	
Portland	



# American Sign Language Dictionary

Spoken Word	SignWriting
portray	
Portugal	
Portugal	
Portugal	
Portugal	
Portuguese	
positive	
positive	


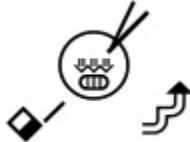



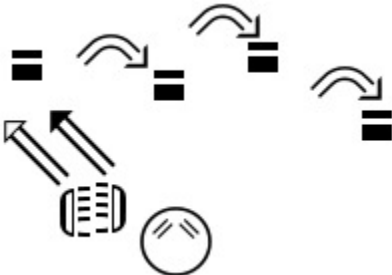
# American Sign Language Dictionary

Spoken Word	SignWriting
positive with expression	
possibilities	
possibility	
possibility	
possible	
possible	
post-office	
postage	








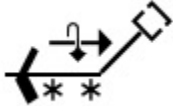
# American Sign Language Dictionary

Spoken Word	SignWriting
poster	The sign for 'poster' is represented by two vertical double arrows pointing up and down, with a small upward arrow on the left and a small downward arrow on the right. Above the arrows is a small curved line.
poster	The sign for 'poster' is represented by two vertical double arrows pointing up and down, with a small upward arrow on the left and a small downward arrow on the right. Above the arrows are two small squares, each with a small upward arrow.
postman	The sign for 'postman' is represented by a circle with a horizontal line through it, a small asterisk, and a small square with a small upward arrow. To the right is a circle with a small square and a small upward arrow.
postpone	The sign for 'postpone' is represented by two small circles with small upward arrows, and a small square with a small upward arrow.
postpone	The sign for 'postpone' is represented by two small squares with small upward arrows, and a small square with a small upward arrow.
potato	The sign for 'potato' is represented by a small square with a small upward arrow, and a small square with a small upward arrow.
potato	The sign for 'potato' is represented by a small circle with a small upward arrow, a small asterisk, and a small square with a small upward arrow.
potato	The sign for 'potato' is represented by a small asterisk, a small square with a small upward arrow, and a small square with a small upward arrow.


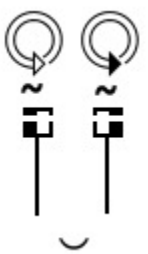


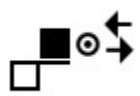
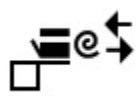




# American Sign Language Dictionary

Spoken Word	SignWriting
potato	
pothead	
Pottery	
pottery barn	
pottery barn	
pottery-barn	

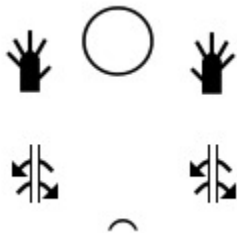



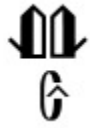


# American Sign Language Dictionary

Spoken Word	SignWriting
pour	
pour	
pour	
pour-money-into	
poverty	
power	
power	
power	


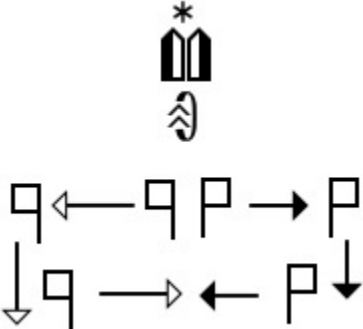
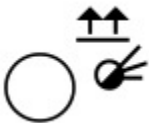

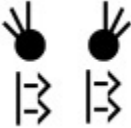


# American Sign Language Dictionary

Spoken Word	SignWriting
power	
powerful	
PPP	
practice	
practice	
practice	
praise	
praise	
praise	
praise	

# American Sign Language Dictionary

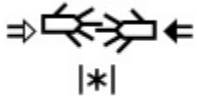
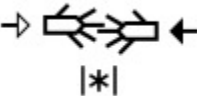


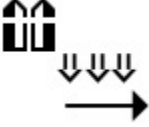



Spoken Word	SignWriting
Praise	
praise (2)	
praise (2)	
pray	
pray	
pray	
pray	

# American Sign Language Dictionary








Spoken Word	SignWriting
pray to God	
Prayer Mat	
preach	
preach	
preaching	
precede	
precious	
PRECIOUS-CHILD1	
PRECIOUS-CHILD2	









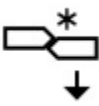
# American Sign Language Dictionary

Spoken Word	SignWriting
PRECIOUS-CHILD3	
PRECIOUS-CHILD4	
PRECIOUS-CHILD5	
pregnant	
pregnant	
pregnant	
prejudice	
prepare	
Presbyterian	
prescription	
preserve	



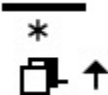
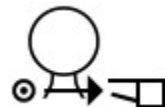


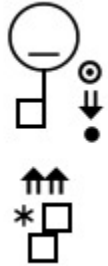


# American Sign Language Dictionary

Spoken Word	SignWriting
preserve	
president	
president	
president	
President	
pressure	
pretend	

# American Sign Language Dictionary

Spoken Word	SignWriting
pretty	
pretty	
pretty	
pretty	
pretty	
pretty	
previous	


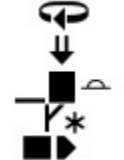







# American Sign Language Dictionary

Spoken Word	SignWriting
price	
pride	
pride	
priest	
priest	
priest	
Primerica	
prince	
prince	

# American Sign Language Dictionary

Spoken Word	SignWriting
princess	The SignWriting for 'princess' consists of a horizontal line above a diamond shape with an asterisk inside, and a downward arrow with an asterisk inside.
Princess	The SignWriting for 'Princess' consists of a sequence of symbols: a diamond with a slash, a square with a vertical line, a square with a diagonal line, a square with a horizontal line, a circle with a vertical line, and three squares.

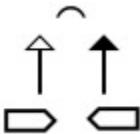





# American Sign Language Dictionary

Spoken Word	Sign Writing
principal	
principal	
principal	
principle	
print	
print	
print	
priority	
priority	

# American Sign Language Dictionary

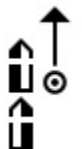







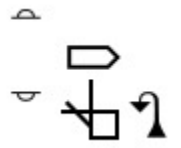
Spoken Word	SignWriting
priority	
prison	
prize	
problem	
problem	
problem	
problem	
proceed	

# American Sign Language Dictionary

Spoken Word	SignWriting
proceed	
process	
procrastinating	
produce	
productivity	
Productivity	






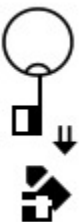
# American Sign Language Dictionary

Spoken Word	SignWriting
professional	 The sign is composed of a vertical rectangle with a small circle to its right, and an upward-pointing arrow above the circle.
professional	 The sign consists of a square with an 'X' inside, and an arrow pointing diagonally upwards and to the right.
profit	 The sign features a horizontal line at the top, followed by a hand symbol with fingers spread, and a small circle with a dot in the center below it.
program	 The sign shows a vertical rectangle with a curved arrow above it, and a diamond shape with an 'X' inside to the right.
program	 The sign is similar to the previous one, but includes a small circle with a dot in the center between the rectangle and the diamond.
program	 The sign is identical to the previous one, showing a vertical rectangle, a curved arrow, and a diamond with an 'X'.
program	 The sign is identical to the previous ones, showing a vertical rectangle, a curved arrow, and a diamond with an 'X'.
program	 The sign is identical to the previous ones, showing a vertical rectangle, a curved arrow, and a diamond with an 'X'.
program	 The sign is more complex, featuring a vertical rectangle, a curved arrow, a diamond with an 'X', and a small circle with a dot in the center.

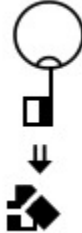






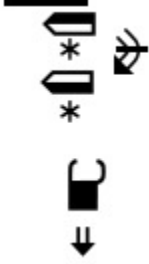
# American Sign Language Dictionary

Spoken Word	SignWriting
programmer	<p>The sign for 'programmer' is composed of two parts. The top part shows a hand with fingers spread, palm facing left, with a curved arrow indicating a clockwise rotation. The bottom part shows two hands, palms facing each other, with fingers spread, and a curved arrow indicating a clockwise rotation.</p>
programmer	<p>The sign for 'programmer' is composed of two parts. The top part shows a hand with fingers spread, palm facing left, with a curved arrow indicating a clockwise rotation. The bottom part shows two hands, palms facing each other, with fingers spread, and a curved arrow indicating a clockwise rotation.</p>
progress	<p>The sign for 'progress' is composed of two parts. The top part shows a hand with fingers spread, palm facing left, with a curved arrow indicating a clockwise rotation. The bottom part shows two hands, palms facing each other, with fingers spread, and a curved arrow indicating a clockwise rotation.</p>
progress	<p>The sign for 'progress' is composed of two parts. The top part shows a hand with fingers spread, palm facing left, with a curved arrow indicating a clockwise rotation. The bottom part shows two hands, palms facing each other, with fingers spread, and a curved arrow indicating a clockwise rotation.</p>
progress	<p>The sign for 'progress' is composed of two parts. The top part shows a hand with fingers spread, palm facing left, with a curved arrow indicating a clockwise rotation. The bottom part shows two hands, palms facing each other, with fingers spread, and a curved arrow indicating a clockwise rotation.</p>
project	<p>The sign for 'project' is composed of two parts. The top part shows a hand with fingers spread, palm facing left, with a curved arrow indicating a clockwise rotation. The bottom part shows two hands, palms facing each other, with fingers spread, and a curved arrow indicating a clockwise rotation.</p>
projector	<p>The sign for 'projector' is composed of two parts. The top part shows a hand with fingers spread, palm facing left, with a curved arrow indicating a clockwise rotation. The bottom part shows two hands, palms facing each other, with fingers spread, and a curved arrow indicating a clockwise rotation.</p>




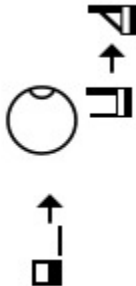
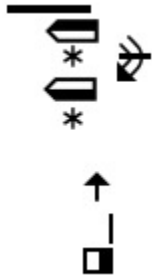


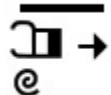
# American Sign Language Dictionary

Spoken Word	SignWriting
projector	
prominent	
promise	
promise	





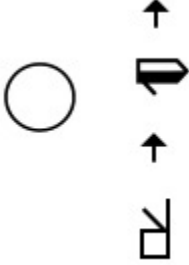

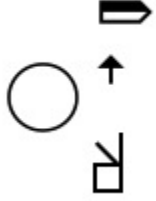
# American Sign Language Dictionary

Spoken Word	SignWriting
promise	
pronoun	
pronoun	
pronoun	
pronoun	
pronoun	
pronoun	
pronoun	


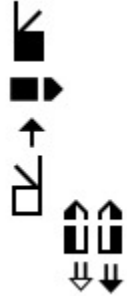


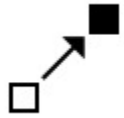
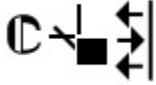
# American Sign Language Dictionary

Spoken Word	SignWriting
pronoun	
pronoun	
pronoun	
pronoun	
pronoun feminine	
pronoun plural	
pronoun plural	
pronoun plural	







# American Sign Language Dictionary

Spoken Word	SignWriting
pronoun plural	
proof	
propel	
proper	
prophecy	
prophecy	
prophecy	

# American Sign Language Dictionary

Spoken Word	SignWriting
prophet	 The sign for 'prophet' is composed of a vertical sequence of strokes: a solid black square, a downward arrow, a curved arrow pointing right, a square with a diagonal line, and two vertical strokes with double-headed arrows at the bottom.
prophet	 The sign for 'prophet' is composed of a vertical sequence of strokes: a solid black square, a downward arrow, a curved arrow pointing right, a square with a diagonal line, and two vertical strokes with double-headed arrows at the bottom.
prophet	 The sign for 'prophet' is composed of a vertical sequence of strokes: a solid black square, a downward arrow, a curved arrow pointing right, a square with a diagonal line, and two vertical strokes with double-headed arrows at the bottom.
protection	 The sign for 'protection' is composed of a vertical sequence of strokes: a small downward arrow, a small upward arrow, and a solid black square.
protest	 The sign for 'protest' is composed of a vertical sequence of strokes: a solid black square, a downward arrow, and a square with a diagonal line.
proton	 The sign for 'proton' is composed of a vertical sequence of strokes: a solid black square, a downward arrow, a curved arrow pointing right, a square with a diagonal line, and two vertical strokes with double-headed arrows at the bottom.

# American Sign Language Dictionary










Spoken Word	SignWriting
proud	
proud--2	
prove	
Proverbs 3:27	
provide	
provide	
provide	







# American Sign Language Dictionary

Spoken Word	SignWriting
Psalm	
Psalm91v01	
psychiatric	
psychiatrist	
psychiatrist	
Psychiatrist	
psychologist	
psychologist	

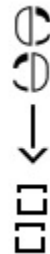

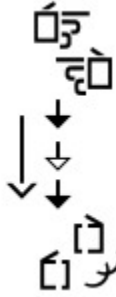





# American Sign Language Dictionary

Spoken Word	SignWriting
psychology	
psychology	
psychology	
psychology	
psychology	
public	
publicize	
publish	
puddle	





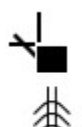



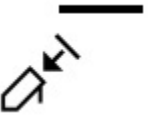
# American Sign Language Dictionary

Spoken Word	SignWriting
Puerto Rico	
Puerto Rico	
Puerto Rico	
pull	

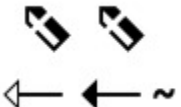







# American Sign Language Dictionary

Spoken Word	SignWriting
pull	
pulling thread off a weaving machine	
pulling thread off a weaving machine	
pump	
punch	
punch-in-face	
punctuation - period	
punish	



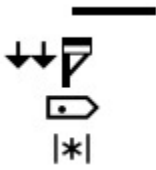
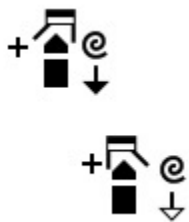
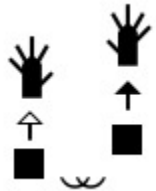


# American Sign Language Dictionary

Spoken Word	SignWriting
puppet	
purple	
purple	
purple	
purple	
purpose	
push aside	
push aside	
push object back to left	

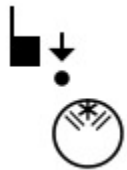
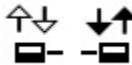







# American Sign Language Dictionary

Spoken Word	SignWriting
push-aside	
push-down	
pushpin	
put	
put down roots	
put down rounded object abruptly	
put into heart	
put-down	

# American Sign Language Dictionary

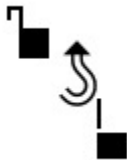




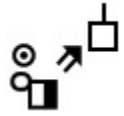
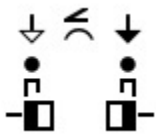
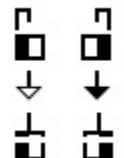

Spoken Word	SignWriting
put-down	
put-in-me	
PUT-INSIDE-MY-HEART	
put-on-shoes	
putting away	
puzzle	
puzzle	

# American Sign Language Dictionary

Spoken Word	SignWriting
puzzled	
puzzles	
Pyramid	
Q	
Q-receptive	
qadosh	
quaint	
queen	
queen	
question	



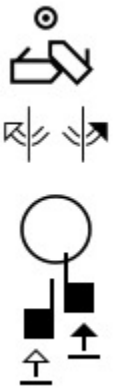



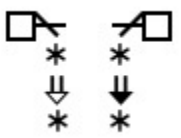




# American Sign Language Dictionary

Spoken Word	SignWriting
question	
question	
question	
Question-maker NMS	
QUESTIONING	
quick	
quick	
quick	
quit	




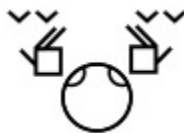


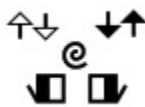

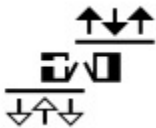

# American Sign Language Dictionary

Spoken Word	SignWriting
quitter	The sign for 'quitter' is composed of two vertical double-headed arrows, one on the left and one on the right. In the center, there is a diamond shape with a small circle to its left and a vertical line with an asterisk below it.
quote	The sign for 'quote' is composed of two hand shapes, each with a curved arrow above it pointing from the index finger towards the thumb.
quote	The sign for 'quote' is composed of two hand shapes, each with a curved arrow above it pointing from the index finger towards the thumb.
quote	The sign for 'quote' is composed of two hand shapes, each with a curved arrow above it pointing from the index finger towards the thumb.
quote	The sign for 'quote' is composed of a smiling face at the top, with two hand shapes below it, each with a curved arrow pointing from the index finger towards the thumb.
quote from	The sign for 'quote from' is composed of two hand shapes, each with a curved arrow above it pointing from the index finger towards the thumb.
quote title	The sign for 'quote title' is composed of a smiling face at the top, with two hand shapes below it, each with a curved arrow pointing from the index finger towards the thumb.

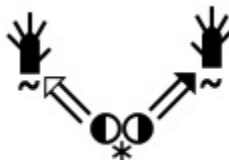
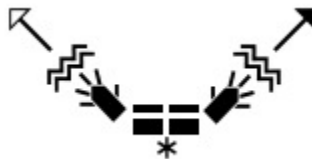







# American Sign Language Dictionary

Spoken Word	SignWriting
quotient	
R	
R-receptive	
r-shake	
Rabbi	
rabbit	
rabbit	
rabbit	
rabbit	




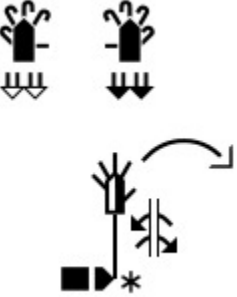
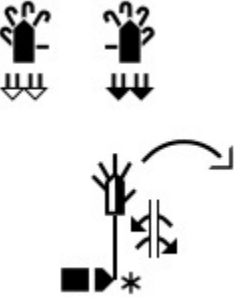
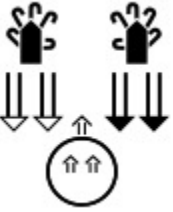

# American Sign Language Dictionary

Spoken Word	SignWriting
rabbit	
rabbit	
rabbit	
rabbit	
rabbit	
raccoon	
race	
race	
race	
RACCOON	

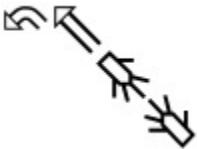
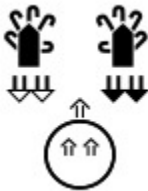



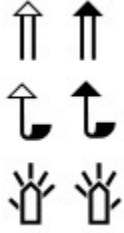

# American Sign Language Dictionary

Spoken Word	SignWriting
radiant	
Radiation	
radio	
radioactive	
radish	
rage	
railroad	
railroad crossing	
rain	





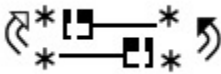



# American Sign Language Dictionary

Spoken Word	Sign Writing
rain	
rain	
rain	
rain forest	
rain forest	
rain heavily	
rainbow	

# American Sign Language Dictionary

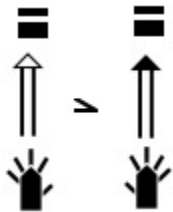


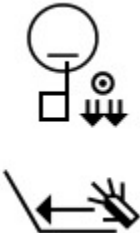




Spoken Word	SignWriting
rainbow	
raining	
raining diagonal	
raise	
raise	
raise-up	
raisin	

# American Sign Language Dictionary









Spoken Word	SignWriting
raking	
rally	
Ramadan	
rampart	
ramparts	
ranch	
rank	
rapid	



# American Sign Language Dictionary

Spoken Word	SignWriting
rapture	
rare	
rascal	
rash	
rash - medical	
rat	
rat	
rat	

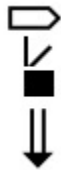
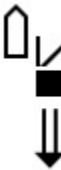
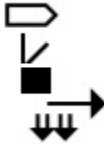

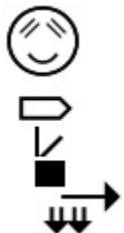
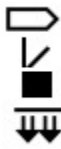

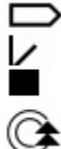
# American Sign Language Dictionary

Spoken Word	SignWriting
rather	
rather - 2	
ratification	
rational	
rattle	
ravenous	
rays of sun	
razor	



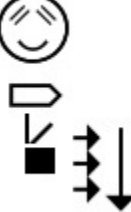







# American Sign Language Dictionary

Spoken Word	SignWriting
razor - electric	<p>The sign for 'razor - electric' is composed of two parts. The top part features a circle with a small circle containing an '@' symbol to its upper right, and a vertical line with an upward arrow and a downward arrow to its right. The bottom part consists of three small squares arranged in a horizontal row, with two asterisks below the middle square.</p>
razor blade	<p>The sign for 'razor blade' is composed of two parts. The top part features a circle with a small circle containing an '@' symbol to its upper right, and a vertical line with an upward arrow and a downward arrow to its right. The bottom part consists of three small squares arranged in a horizontal row, with two asterisks below the middle square.</p>
reach-left	<p>The sign for 'reach-left' is composed of two parts. The top part features a circle with a small circle containing an '@' symbol to its upper right, and a vertical line with an upward arrow and a downward arrow to its right. The bottom part consists of three small squares arranged in a horizontal row, with two asterisks below the middle square.</p>
reach-up-left	<p>The sign for 'reach-up-left' is composed of two parts. The top part features a circle with a small circle containing an '@' symbol to its upper right, and a vertical line with an upward arrow and a downward arrow to its right. The bottom part consists of three small squares arranged in a horizontal row, with two asterisks below the middle square.</p>
reaction time	<p>The sign for 'reaction time' is composed of two parts. The top part features a circle with a small circle containing an '@' symbol to its upper right, and a vertical line with an upward arrow and a downward arrow to its right. The bottom part consists of three small squares arranged in a horizontal row, with two asterisks below the middle square.</p>
read	<p>The sign for 'read' is composed of two parts. The top part features a circle with a small circle containing an '@' symbol to its upper right, and a vertical line with an upward arrow and a downward arrow to its right. The bottom part consists of three small squares arranged in a horizontal row, with two asterisks below the middle square.</p>







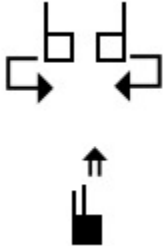

# American Sign Language Dictionary

Spoken Word	SignWriting
read	
read	
read	
read	
read	
read	
read	
read	




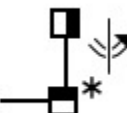

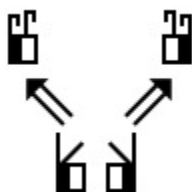

# American Sign Language Dictionary

Spoken Word	SignWriting
read	
read	
read-horizontally	
ready	
ready	
ready	
ready	
ready	
ready	
Reagan	

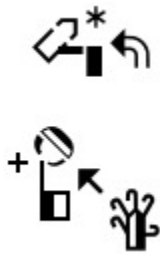
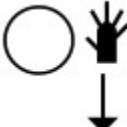
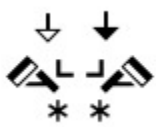
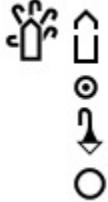

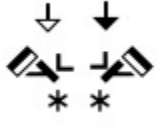

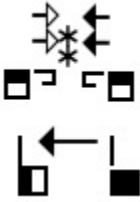
# American Sign Language Dictionary

Spoken Word	SignWriting
realize	
realize	
realize-q	
really	
really	
reap	
Rear view mirror	
rearranged	

# American Sign Language Dictionary

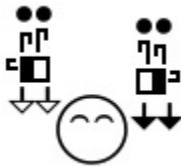






Spoken Word	SignWriting
reason	
reason	
reassure	
rebel - verb	
rebirth	
rebound	
rebuke	

# American Sign Language Dictionary

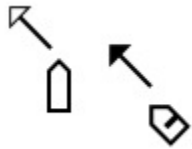





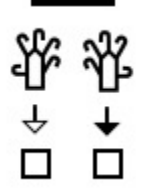
Spoken Word	SignWriting
recapture	
recede	
receive	
Receive money	
receive-2	
received	
recently	
receptacle	




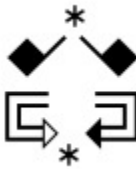

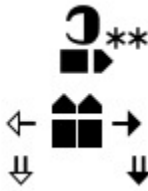




# American Sign Language Dictionary

Spoken Word	SignWriting
receptive	
receptive viewpoint	
reckless	
recline	
recluse	
recognize	
recoil	
recollection	

# American Sign Language Dictionary

Spoken Word	SignWriting
recommend	
record	
record	
record	
record - noun	
recount	
recover	

# American Sign Language Dictionary

Spoken Word	SignWriting
recruit - solicit	
rectangle	
rectangular prism	
rectory	
red	
red	
red	
red	










# American Sign Language Dictionary

Spoken Word	SignWriting
red light	The sign for 'red light' is composed of several elements: a circle at the top, a small square below it, a circle with a dot in the center, a downward arrow, a small dot, a square with a dot, a downward arrow, a square with a dot, a downward arrow, and a hand with fingers spread.
red pepper	The sign for 'red pepper' is composed of several elements: a circle at the top, a horizontal line below it, a downward arrow, a diamond shape, a star, a diamond shape, a square, a diamond shape, a diamond shape, a square, a diamond shape, a square, and a hand with fingers spread.
rediculous	The sign for 'rediculous' is composed of several elements: a square, a circle, a square, a circle, a square, and a circle.
reflect God's glory	The sign for 'reflect God's glory' is composed of several elements: a hand with fingers spread, a downward arrow, a square, a star, and a hand with fingers spread.
reflection	The sign for 'reflection' is composed of several elements: a hand with fingers spread, a square, a hand with fingers spread, a square, a hand with fingers spread, and a square.
refrigerate	The sign for 'refrigerate' is composed of several elements: a circle at the top, a hand with fingers spread, a square, a hand with fingers spread, a square, a hand with fingers spread, and a square.




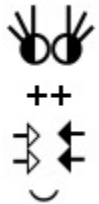





# American Sign Language Dictionary

Spoken Word	SignWriting
refuse	
refuse	
Register	
registration	
regress	
regret	
regular	
regular	


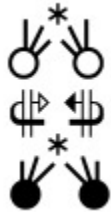





# American Sign Language Dictionary

Spoken Word	SignWriting
rehabilitate	
rehearsal	
reign	
reindeer	
reinforce	
reiterate	
reject	
reject	
rejoice	

# American Sign Language Dictionary

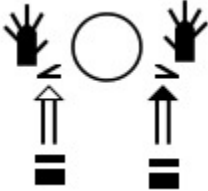



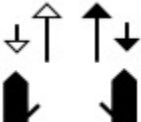
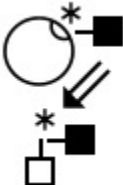
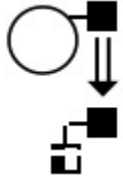

Spoken Word	SignWriting
relate	
relate	
relate	
relate	
relate	
relate	
relate	
relate-upL	
related	

# American Sign Language Dictionary

Spoken Word	SignWriting
relationship	
relative	
relatives	
relax	
relay-call	
relieved	
relieved	
religion	




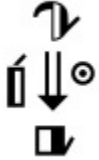







# American Sign Language Dictionary

Spoken Word	SignWriting
relinquish	
rely	
remainder	
remaining	
remarkable	
remember	
remember	
remember	




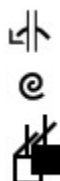



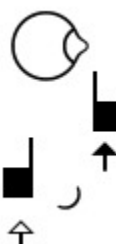
# American Sign Language Dictionary

Spoken Word	SignWriting
remember	
remember	
remember	
remember	
remember	
remind	
reminder	
reminisce	



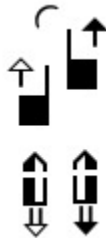



# American Sign Language Dictionary

Spoken Word	SignWriting
remove	
remove	
remove	
remove image	
remove tonsils	
remove-eye	
remove-eyes	
rent	
repeat	



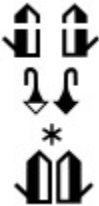





# American Sign Language Dictionary

Spoken Word	SignWriting
repeat-to	
repeated-mischief	
repent	
repent	
replace	
reply	
report	
report	








# American Sign Language Dictionary

Spoken Word	SignWriting
report card	
reporter	
reporter	
represent	
representative	
reproduction	






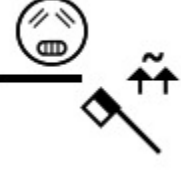

# American Sign Language Dictionary

Spoken Word	SignWriting
Republican	
reputation	
request	
request	
require	
requirements	
research	
research	

# American Sign Language Dictionary



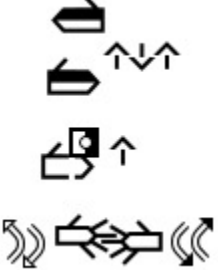
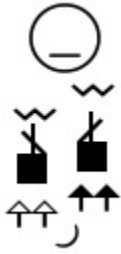
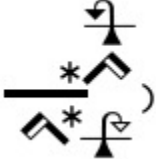
Spoken Word	SignWriting
research	
research	
research	
research	
research	
researcher	
researcher	

# American Sign Language Dictionary









Spoken Word	SignWriting
researcher	
researcher	
Resent	
reserve	
resist	
resist	
respec-2	







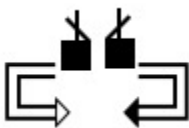
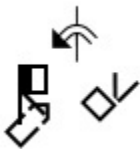
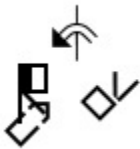
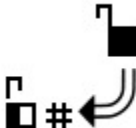

# American Sign Language Dictionary

Spoken Word	SignWriting
respect	
respect-2	
respirator	
response	
responsible	




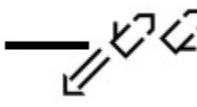






# American Sign Language Dictionary

Spoken Word	SignWriting
responsible	 The sign is formed by a horizontal line, a square, and two asterisks.
responsible	 The sign is formed by a horizontal line, a square, and two asterisks.
responsiveness	 The sign is formed by a vertical line, a square, and two asterisks.
rest	 The sign is formed by a circle, a square, and two asterisks.
rest	 The sign is formed by a circle, a square, and two asterisks.
restaurant	 The sign is formed by a circle, a square, and two asterisks.
restaurant	 The sign is formed by a circle, a square, and two asterisks.
restaurant	 The sign is formed by a circle, a square, and two asterisks.

# American Sign Language Dictionary

Spoken Word	SignWriting
resting	
restrain	
restroom	
result	
resume	
resurrect	
Resurrection	
retaliate	
retard	

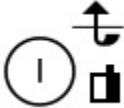



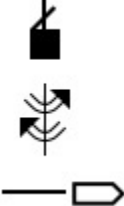




# American Sign Language Dictionary

Spoken Word	SignWriting
retire	
retirement	
retrospect	
return	
return	
reveal	
reveal	
revenge	
reverberate	
reverse	




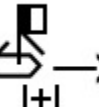

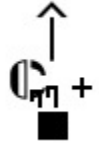


# American Sign Language Dictionary

Spoken Word	SignWriting
reverse	
reverse interpet	
review	
review	
review	
revive	
revolt--rebellion	
revolt--rebellion	

# American Sign Language Dictionary

Spoken Word	SignWriting
rhinoceros	
Rhode Island	
Rhode-Island	
rhombus	
rhyme	
rice	
Rich	
ride	
ride	

# American Sign Language Dictionary









Spoken Word	SignWriting
ride	
ride a bike	
ride a horse	
ride a horse	
ride for a while	
ride in vehicle	
ride motorcycle angrily	
ride motorcycle fast on bumpy road	

# American Sign Language Dictionary

Spoken Word	SignWriting
ride over a hill	
ride quickly over bumpy road	
rifle	
right	
right	
right	
right	
Right	
right (direction)	
right flip	





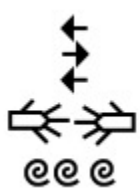

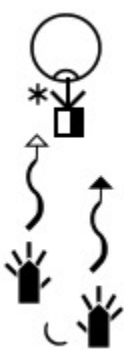
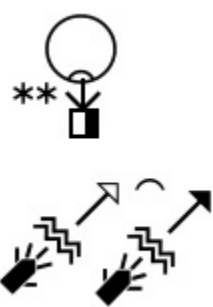
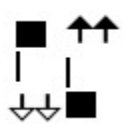
# American Sign Language Dictionary

Spoken Word	SignWriting
right hand facing left	
right here	
right on	
right side of body	
right turn	
righteous	
righteous	
righteous	

# American Sign Language Dictionary

Spoken Word	SignWriting
righteous	<p>The sign for 'righteous' is composed of two parts. The first part shows a hand with fingers spread, palm facing left, with a small circle above the index finger. The second part shows a hand with fingers spread, palm facing right, with a small circle above the index finger.</p>
righteousness	<p>The sign for 'righteousness' is composed of three parts. The first part shows a hand with fingers spread, palm facing left, with a small circle above the index finger. The second part shows a hand with fingers spread, palm facing right, with a small circle above the index finger. The third part shows a hand with fingers spread, palm facing left, with a small circle above the index finger.</p>
righteousness	<p>The sign for 'righteousness' is composed of two parts. The first part shows a hand with fingers spread, palm facing left, with a small circle above the index finger. The second part shows a hand with fingers spread, palm facing right, with a small circle above the index finger.</p>
righteousness	<p>The sign for 'righteousness' is composed of two parts. The first part shows a hand with fingers spread, palm facing left, with a small circle above the index finger. The second part shows a hand with fingers spread, palm facing right, with a small circle above the index finger.</p>
righteousness	<p>The sign for 'righteousness' is composed of two parts. The first part shows a hand with fingers spread, palm facing left, with a small circle above the index finger. The second part shows a hand with fingers spread, palm facing right, with a small circle above the index finger.</p>
ring	<p>The sign for 'ring' is composed of two parts. The first part shows a hand with fingers spread, palm facing left, with a small circle above the index finger. The second part shows a hand with fingers spread, palm facing right, with a small circle above the index finger.</p>
ring	<p>The sign for 'ring' is composed of two parts. The first part shows a hand with fingers spread, palm facing left, with a small circle above the index finger. The second part shows a hand with fingers spread, palm facing right, with a small circle above the index finger.</p>

# American Sign Language Dictionary

Spoken Word	SignWriting
ring	
rinse	
riot	
rip	
river	
river	
road	

# American Sign Language Dictionary

Spoken Word	Sign Writing
road disappearing in the distance behind	<p>The sign writing consists of a circle with an asterisk inside, positioned to the left of a vertical sequence of two rectangular frames. The top frame contains a horizontal line with an arrow pointing down, and the bottom frame contains a horizontal line with an arrow pointing up.</p>
road disappearing in the distance behind	<p>The sign writing consists of a circle with a triangle inside, positioned to the left of a vertical sequence of two rectangular frames. The top frame contains a horizontal line with an arrow pointing down, and the bottom frame contains a horizontal line with an arrow pointing up.</p>
road disappearing in the distance front	<p>The sign writing consists of a circle with an asterisk inside, positioned to the left of a vertical sequence of two rectangular frames. The top frame contains a horizontal line with an arrow pointing up, and the bottom frame contains a horizontal line with an arrow pointing down.</p>
road disappearing in the distance, behind	<p>The sign writing consists of a circle with a triangle inside, positioned to the left of a vertical sequence of two rectangular frames. The top frame contains a horizontal line with an arrow pointing down, and the bottom frame contains a horizontal line with an arrow pointing up.</p>
road disappearing in the distance, front	<p>The sign writing consists of a circle with an asterisk inside, positioned to the left of a vertical sequence of two rectangular frames. The top frame contains a horizontal line with an arrow pointing up, and the bottom frame contains a horizontal line with an arrow pointing down.</p>
road whizzing by under vehicle	<p>The sign writing consists of a circle with a wavy line inside, positioned to the left of a vertical sequence of three rectangular frames. The top frame contains a horizontal line with an arrow pointing down, the middle frame contains a horizontal line with an arrow pointing up, and the bottom frame contains a horizontal line with an arrow pointing down.</p>

# American Sign Language Dictionary

[illegible]

# American Sign Language Dictionary

Spoken Word	SignWriting
Roadrunner character looks left, sticks tongue out	The sign is represented by a circle with a left-pointing arrow and a small 't' with a horizontal line, indicating the tongue sticking out. Below this is a horizontal line and two small squares with dots, representing the hands in a specific position.
Roadrunner character stops, looks left	The sign is represented by a circle with a left-pointing arrow. Below this is a horizontal line and two small squares with dots, representing the hands in a specific position.
Roadrunner running and looking	The sign is represented by a circle with a star inside, indicating intense focus or action. Below this is a horizontal line and two small squares with dots, representing the hands in a specific position.
Roadrunner running intensely	The sign is represented by a circle with a star inside, indicating intense focus or action. Below this is a horizontal line and two small squares with dots, representing the hands in a specific position.

# American Sign Language Dictionary









Spoken Word	SignWriting
Roadrunner running slow motion	<p>The SignWriting symbol consists of a circle with a star inside, positioned above a horizontal line. Below the line are two vertical lines, each with a small circle at the top and a small triangle at the bottom. To the right of these vertical lines is a small square with a dot inside. Below the entire symbol is a small 'x' mark.</p>
Roadrunner running slow motion open mouth	<p>The SignWriting symbol is similar to the one above, but the circle with the star is replaced by a circle with a horizontal line inside. Below the horizontal line are two vertical lines, each with a small circle at the top and a small triangle at the bottom. To the right of these vertical lines is a small square with a dot inside. Below the entire symbol is a small 'x' mark.</p>

# American Sign Language Dictionary











Spoken Word	SignWriting
roadrunner runs extremely fast classifier	The sign is composed of a circle with a vertical line through its center and a horizontal line across the middle. To the right of the circle is a hand in a 'runner' position (index and middle fingers extended, thumb down). Below the hand is a small asterisk and a squiggle.
Roadrunner runs straight classifier	The sign is composed of a circle with a vertical line through its center and a horizontal line across the middle. To the right of the circle is a hand in a 'runner' position. Below the hand is a small asterisk and an upward-pointing arrow.
Roadrunner stops	The sign is composed of a circle with a vertical line through its center and a horizontal line across the middle. To the right of the circle is a hand in a 'runner' position. Below the hand is a small asterisk and a hand in a 'stop' position (palm facing forward).
Roadrunner turns left classifier	The sign is composed of a circle with a vertical line through its center and a horizontal line across the middle. To the right of the circle is a hand in a 'runner' position. Below the hand is a small asterisk and a left-pointing arrow.
robot	The sign is composed of two vertical lines, one on the left and one on the right. Below each vertical line is a small asterisk and a hand in a 'robot' position (index and middle fingers extended, thumb down).
Rochester	The sign is composed of a hand in a 'runner' position (index and middle fingers extended, thumb down) with a small asterisk and a downward-pointing arrow.
Rochester, NY	The sign is composed of a hand in a 'runner' position (index and middle fingers extended, thumb down) with a small asterisk and a hand in a 'NY' position (index and middle fingers extended, thumb down).
rock	The sign is composed of a hand in a 'runner' position (index and middle fingers extended, thumb down) with a small asterisk and a hand in a 'rock' position (palm facing forward).



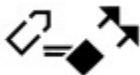


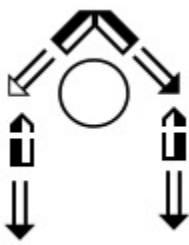


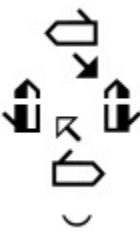
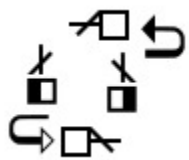
# American Sign Language Dictionary

Spoken Word	SignWriting
rock	
rocket	
rocket	
rocket	
rodent	
Rodney	
Rodney Renusch	
roleshift-neutral	


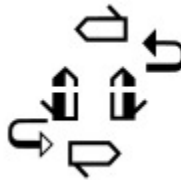



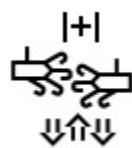



# American Sign Language Dictionary

Spoken Word	SignWriting
roleshift-neutral	
roll	
roller skating	
roller-skates	
rollerblade	
Romania	
Romanian	
romantic	
Rome	
Rome, GA	

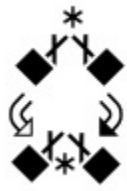






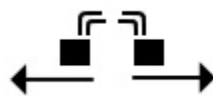


# American Sign Language Dictionary

Spoken Word	SignWriting
Romero	
Ron	
roof	
roofer	
room	
room	
room	
room	




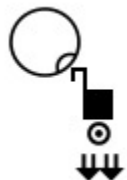






# American Sign Language Dictionary

Spoken Word	SignWriting
room	
room	
roommate	
roommate	
roommate	
roommate	
roommate	
rooster	
rope	

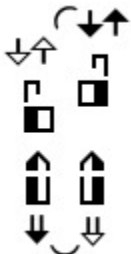


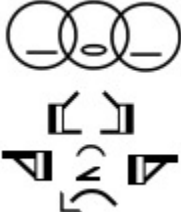
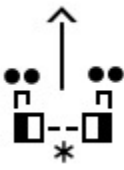


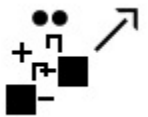
# American Sign Language Dictionary

Spoken Word	SignWriting
rosary	
rotate left forward	
rotten	
rough	
round	
round	
row	
row (of people sitting)	
row (of people standing)	
row (of people standing)	

# American Sign Language Dictionary

Spoken Word	SignWriting
royal	
rub	
rub	
rubber	
rubber	
rubber	
rubberneck	
rude	
rude	
rule of thumb	

# American Sign Language Dictionary





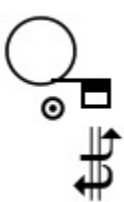


Spoken Word	SignWriting
ruler	
rules	
rules	
rumor	
run	
run	
run	
run	

# American Sign Language Dictionary


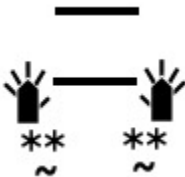







Spoken Word	SignWriting
run	
run	
run	
run	
run	
run a machine	
run at angle	
running water	



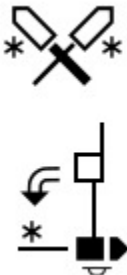

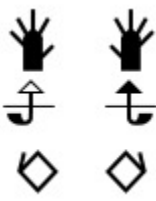

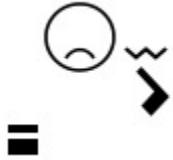
# American Sign Language Dictionary

Spoken Word	SignWriting
running-hard	
Rural area	
rush	
Russell (n)	
Russia	
Russia	
Russia	










# American Sign Language Dictionary

Spoken Word	SignWriting
Russia	
Russian	
rustler	
Ryan	
Ryan	
S	
S Sign name	
S-Receptive	
S-Receptive	

# American Sign Language Dictionary

Spoken Word	SignWriting
Sabbath	
Sabbath	
sacrifice	
sad	
sad goodbye on motorcycle	




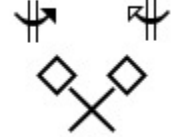


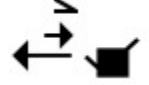

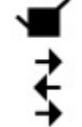
# American Sign Language Dictionary

Spoken Word	SignWriting
safe	
safe	
safety	
safety	
saguaro	
sailboat	
Saint Louis	
sake	
salad	

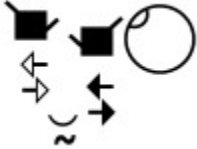



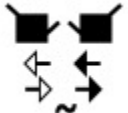





# American Sign Language Dictionary

Spoken Word	SignWriting
salad	
salad	
salad dressing	
salary	
salary	
salt	
salt	
Salt Lake City	
salute	



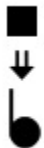



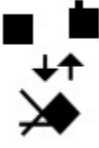


# American Sign Language Dictionary

Spoken Word	SignWriting
Salvador Dali	
salvation	
salvation	
salvation	
salvation	
Sam	
same	
same	
same	

# American Sign Language Dictionary





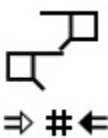
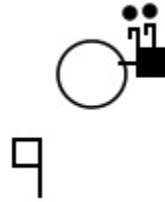


Spoken Word	SignWriting
same	
same	
same all over	
same all over	
same exactly	
same old	
same old thing	
same old thing	
same time	
San Diego	

# American Sign Language Dictionary





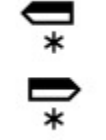
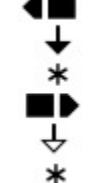
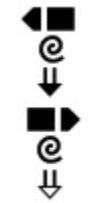

Spoken Word	SignWriting
San Francisco	
San Francisco	
San-Diego	
sandal	
sandal	
sandals	
SANDPOINT	
sandwich	
sandwich	








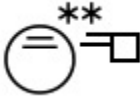




# American Sign Language Dictionary

Spoken Word	SignWriting
sandwich	
sandwich 2	
Santa	
sarcasm	
sarcasm	
Satan	
satelite	
satellite	


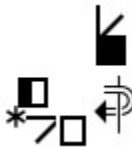





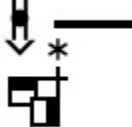
# American Sign Language Dictionary

Spoken Word	SignWriting
satisfied	
satisfied	
satisfied	
satisfies	
satisfy	
satisfy	
satisfy	
Saturday	




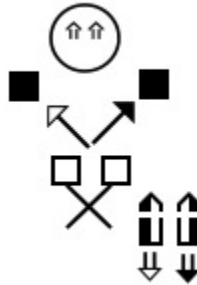



# American Sign Language Dictionary

Spoken Word	SignWriting
Saturday	
saturn	
Saturn	
Saturn	
sauce	
Saudi Arabia	
sausage	
save	
save	
save	





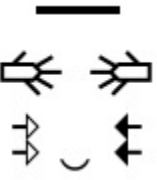




# American Sign Language Dictionary

Spoken Word	SignWriting
save	
save	
save	
save	
save	
save	
save money	
saved	


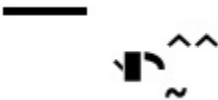
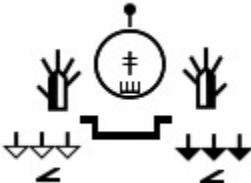
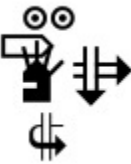
# American Sign Language Dictionary

Spoken Word	SignWriting
saved	
saved	
savings	
Savior	
saw	
say	
say	


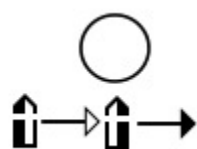








# American Sign Language Dictionary

Spoken Word	SignWriting
say	
say-no	
say-no-to-me	
SC	
scared	
scared	
scared	
scared	
scarf	

# American Sign Language Dictionary








Spoken Word	SignWriting
scarf	 The SignWriting for 'scarf' consists of a circle at the top, a thick diagonal bar below it, and a series of connected loops and curves at the bottom representing the texture of a scarf.
scat	 The SignWriting for 'scat' features a horizontal line at the top, followed by a thick curved bar, and several small, wavy, upward-pointing lines at the bottom.
scenery whizzing by vehicle intensely fast	 The SignWriting for 'scenery whizzing by vehicle intensely fast' includes a central circle with a cross inside, flanked by two hand shapes. Below these are several downward-pointing arrows and wavy lines, indicating rapid movement.
schedule	 The SignWriting for 'schedule' shows a hand shape on the left, a central vertical line with a horizontal bar, and a series of downward-pointing arrows and wavy lines on the right, suggesting a sequence or timeline.

# American Sign Language Dictionary








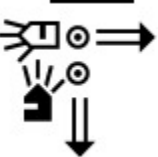
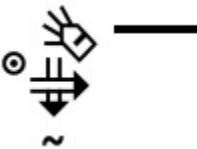

Spoken Word	SignWriting
schedule	
scheme	
scheming	
scholarly	
school	
school	
school	
schoolwork	
science	
science	





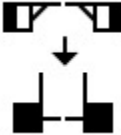
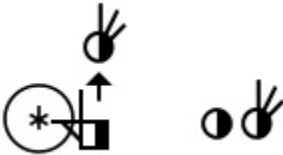
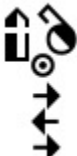


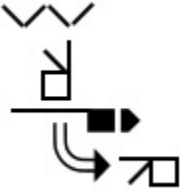
# American Sign Language Dictionary

Spoken Word	Sign Writing
science	
science	
science	
scientist	
scientist	
scientist	
scientist	


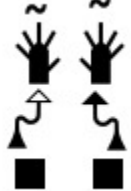







# American Sign Language Dictionary

Spoken Word	SignWriting
scissor	
scissor	
scissor	
scissors	
scoop	
scooped neck shirt	
scorpion	
Scotland	
Scottish	
scour	











# American Sign Language Dictionary

Spoken Word	SignWriting
scout	
scramble	
screen-on	
screw-off	
scribble	
scroll	
scrub	
Scuba	







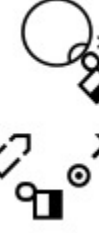
# American Sign Language Dictionary

Spoken Word	SignWriting
Sculpt	
sea	
sea turtle	
seal	
search	
search	
search	
search	
search	










# American Sign Language Dictionary

Spoken Word	SignWriting
search	
search	
season	
Seattle	
secluded	
second	
second of five	
second of three	
second of three	
secondly	






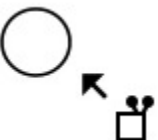

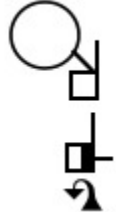
# American Sign Language Dictionary

Spoken Word	SignWriting
secret	
secret	
secret	
secret	
secretary	
secretary	
secretary	

# American Sign Language Dictionary

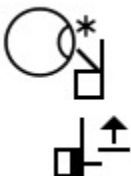
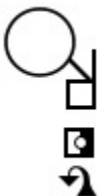






Spoken Word	SignWriting
secretary	
section	
security	
sediment	
see	
see	
see	
see	
see	

# American Sign Language Dictionary










Spoken Word	SignWriting
see	
see	
see	
see	
See	
see me	
see things around	
see you later	






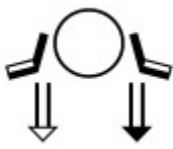

# American Sign Language Dictionary

Spoken Word	SignWriting
see you later	
see you tomorrow	
see-none	
see-you	
seed	
seeing-Him-on-me	
seem	
Seesaw	

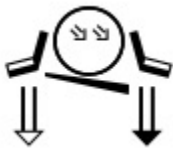
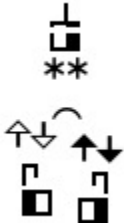
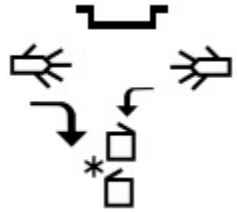
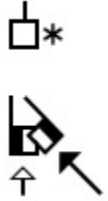
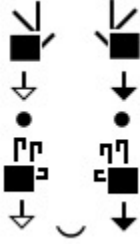
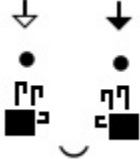
# American Sign Language Dictionary

Spoken Word	SignWriting
seesaw	
segment	
seldom	
select	
select	
self	
self	
self	
self	

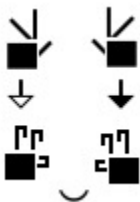
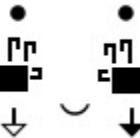
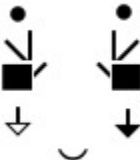
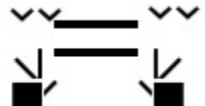
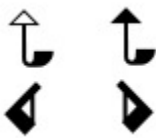
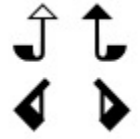



# American Sign Language Dictionary

Spoken Word	SignWriting
self	
self	
self	
self	
self	




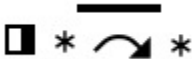
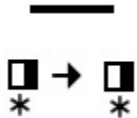
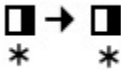



# American Sign Language Dictionary

Spoken Word	SignWriting
self	
self control	
self control	
self-determination	
selfish	
selfish	









# American Sign Language Dictionary

Spoken Word	SignWriting
selfish	
selfish	
selfish	
selfish	
sell	
sell	
semantics	
semester	
semester	









# American Sign Language Dictionary

Spoken Word	SignWriting
semi-permeable	
semicircle	
senate	
senate	
senate	
senator	
send	
send	
send	

# American Sign Language Dictionary







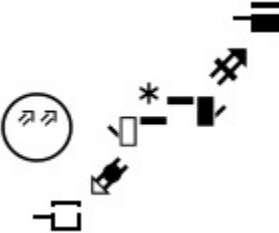
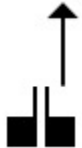
Spoken Word	SignWriting
send	
send	
send	
send	
send	
send	
send	
send (v) they send you	

# American Sign Language Dictionary








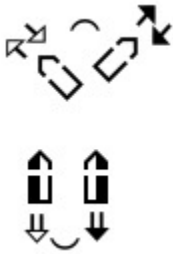
Spoken Word	SignWriting
send-down	
send-to-me	
Senior	
senior	
senior	
senior	
senior citizens	
senior class	







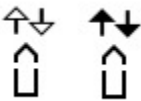



# American Sign Language Dictionary

Spoken Word	SignWriting
Sennacherib	 The SignWriting for 'Sennacherib' consists of three rows of symbols. The top row has four symbols: a vertical line, a horizontal line, a vertical line, and a vertical line. The middle row has three symbols: a circle with a horizontal line, a horizontal line, and a vertical line. The bottom row has three symbols: a vertical line, a vertical line, and a vertical line.
sense	 The SignWriting for 'sense' consists of a horizontal line above a vertical line, with a star symbol to the left of the vertical line.
sensitive	 The SignWriting for 'sensitive' consists of a horizontal line above two star symbols, with two vertical lines below each star.
sentence	 The SignWriting for 'sentence' consists of a horizontal line above two vertical lines, with a star symbol to the left of the first vertical line and a star symbol to the right of the second vertical line.
sentence	 The SignWriting for 'sentence' consists of a horizontal line above two vertical lines, with a star symbol to the left of the first vertical line and a star symbol to the right of the second vertical line.
sentence	 The SignWriting for 'sentence' consists of a horizontal line above two vertical lines, with a star symbol to the left of the first vertical line and a star symbol to the right of the second vertical line.
separate	 The SignWriting for 'separate' consists of a horizontal line above two vertical lines, with a star symbol to the left of the first vertical line and a star symbol to the right of the second vertical line.
separate	 The SignWriting for 'separate' consists of a horizontal line above two vertical lines, with a star symbol to the left of the first vertical line and a star symbol to the right of the second vertical line.



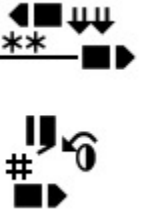



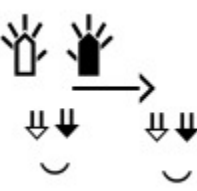
# American Sign Language Dictionary

Spoken Word	SignWriting
separate	
separate	
September	
sequim	
serious	
serious	
servant	
servant	

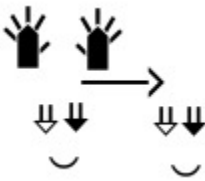





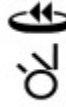
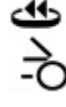
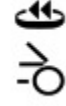
# American Sign Language Dictionary

Spoken Word	SignWriting
serve	 A sequence of three handshapes: a '5' handshape with the index finger pointing up, a '2' handshape with the index finger pointing down, and a '3' handshape with the index finger pointing down. A curved arrow indicates a clockwise movement from the first to the second to the third handshape.
serve	 A sequence of four handshapes: a '5' handshape with the index finger pointing up, a '2' handshape with the index finger pointing down, a '3' handshape with the index finger pointing down, and a '4' handshape with the index finger pointing down. A curved arrow indicates a clockwise movement from the first to the second to the third to the fourth handshape.
serve	 A sequence of three handshapes: a '5' handshape with the index finger pointing down, a '2' handshape with the index finger pointing down, and a '3' handshape with the index finger pointing up. A curved arrow indicates a clockwise movement from the first to the second to the third handshape.
serve	 A sequence of four handshapes: a '5' handshape with the index finger pointing up, a '2' handshape with the index finger pointing down, a '3' handshape with the index finger pointing down, and a '4' handshape with the index finger pointing down. A curved arrow indicates a clockwise movement from the first to the second to the third to the fourth handshape.
service	 Two separate handshapes: a '5' handshape with the index finger pointing up and a '2' handshape with the index finger pointing down, followed by a '3' handshape with the index finger pointing up and a '4' handshape with the index finger pointing down.
service	 A sequence of four handshapes: a '5' handshape with the index finger pointing up, a '2' handshape with the index finger pointing down, a '3' handshape with the index finger pointing down, and a '4' handshape with the index finger pointing down. A curved arrow indicates a clockwise movement from the first to the second to the third to the fourth handshape.
service	 A sequence of four handshapes: a '5' handshape with the index finger pointing up, a '2' handshape with the index finger pointing down, a '3' handshape with the index finger pointing down, and a '4' handshape with the index finger pointing down. A curved arrow indicates a clockwise movement from the first to the second to the third to the fourth handshape.
service	 A sequence of four handshapes: a '5' handshape with the index finger pointing up, a '2' handshape with the index finger pointing down, a '3' handshape with the index finger pointing down, and a '4' handshape with the index finger pointing down. A curved arrow indicates a clockwise movement from the first to the second to the third to the fourth handshape.

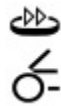
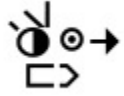


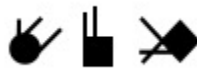


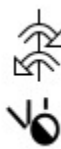

# American Sign Language Dictionary

Spoken Word	SignWriting
set	
set	
set the table	
set the table	
set up	
settle down	
settle-down	

# American Sign Language Dictionary

Spoken Word	SignWriting
settle-down	
seven dollars	
seven hours	
seven minutes	
seven o'clock	
seven o'clock	
seven of them	
seven of us	
seven of us (left hand)	

# American Sign Language Dictionary

Spoken Word	SignWriting
seven of us (left hand)	 The sign is represented by a circle with a horizontal line through its center. Above the line is a double arrow pointing right, and below the line is a single arrow pointing right.
seven weeks	 The sign is represented by a circle with a horizontal line through its center. Above the line is a single arrow pointing down and to the left. Below the line is a square with an arrow pointing right.
seven years old	 The sign is represented by a circle with a horizontal line through its center. Above the line is a single arrow pointing down and to the left. Below the line is a single arrow pointing up and to the right.
seven-of-us	 The sign is represented by a circle with a horizontal line through its center. Above the line is a double arrow pointing right, and below the line is a single arrow pointing right.
Seven-Up	 The sign is represented by three separate symbols: a circle with a horizontal line through its center, a square, and a diamond.
seventeen years old	 The sign is represented by a circle with a horizontal line through its center. Above the line is a single arrow pointing down and to the left. Below the line is a square with an arrow pointing right.
seventh	 The sign is represented by a circle with a horizontal line through its center. Above the line is a single arrow pointing down and to the left. Below the line is a single arrow pointing up and to the right.
seventh (in a series)	 The sign is represented by a circle with a horizontal line through its center. Above the line is a double arrow pointing right, and below the line is a single arrow pointing right.
seventh (in a series)	 The sign is represented by a circle with a horizontal line through its center. Above the line is a double arrow pointing right, and below the line is a single arrow pointing right.

# American Sign Language Dictionary











Spoken Word	SignWriting
seventy eight	The sign for 'seventy eight' is composed of three parts: the sign for 'seventy' (a hand with fingers spread, palm facing left), the sign for 'eight' (a hand with fingers spread, palm facing right), and the sign for 'and' (a hand with fingers spread, palm facing left).
seventy nine	The sign for 'seventy nine' is composed of three parts: the sign for 'seventy' (a hand with fingers spread, palm facing left), the sign for 'nine' (a hand with fingers spread, palm facing right), and the sign for 'and' (a hand with fingers spread, palm facing left).
seventy six	The sign for 'seventy six' is composed of three parts: the sign for 'seventy' (a hand with fingers spread, palm facing left), the sign for 'six' (a hand with fingers spread, palm facing right), and the sign for 'and' (a hand with fingers spread, palm facing left).
several	The sign for 'several' is composed of three parts: the sign for 'several' (a hand with fingers spread, palm facing left), the sign for 'and' (a hand with fingers spread, palm facing left), and the sign for 'several' (a hand with fingers spread, palm facing left).
severe	The sign for 'severe' is composed of three parts: the sign for 'severe' (a hand with fingers spread, palm facing left), the sign for 'and' (a hand with fingers spread, palm facing left), and the sign for 'severe' (a hand with fingers spread, palm facing left).
sew	The sign for 'sew' is composed of three parts: the sign for 'sew' (a hand with fingers spread, palm facing left), the sign for 'and' (a hand with fingers spread, palm facing left), and the sign for 'sew' (a hand with fingers spread, palm facing left).
sew	The sign for 'sew' is composed of three parts: the sign for 'sew' (a hand with fingers spread, palm facing left), the sign for 'and' (a hand with fingers spread, palm facing left), and the sign for 'sew' (a hand with fingers spread, palm facing left).
sew	The sign for 'sew' is composed of three parts: the sign for 'sew' (a hand with fingers spread, palm facing left), the sign for 'and' (a hand with fingers spread, palm facing left), and the sign for 'sew' (a hand with fingers spread, palm facing left).
sew	The sign for 'sew' is composed of three parts: the sign for 'sew' (a hand with fingers spread, palm facing left), the sign for 'and' (a hand with fingers spread, palm facing left), and the sign for 'sew' (a hand with fingers spread, palm facing left).

# American Sign Language Dictionary


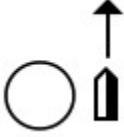
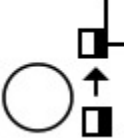

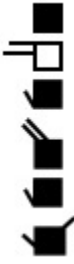

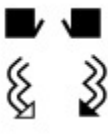

Spoken Word	SignWriting
sew-by-hand	The SignWriting for 'sew-by-hand' consists of a diamond, a circle with a dot, a hand with fingers spread, and a circular arrow.
Sewdish	The SignWriting for 'Sewdish' consists of a diamond, a hand with fingers spread, a tilde (~), and a circle.






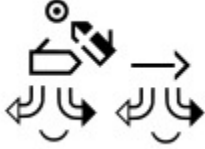
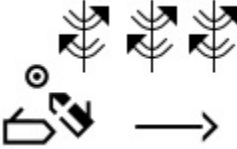



# American Sign Language Dictionary

Spoken Word	SignWriting
sewing machine	
sewing-machine	
sex	
sh	
shadow	
shadow-Almighty	 
shake hands	
shake over top	
Shakespeare	

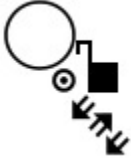
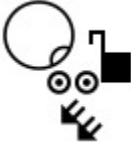




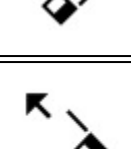
# American Sign Language Dictionary

Spoken Word	SignWriting
shaky	
shall	
shall	
shame	
Shanay	
shape	
shape	
shape	

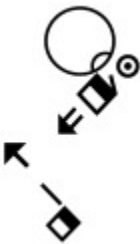

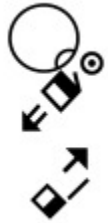
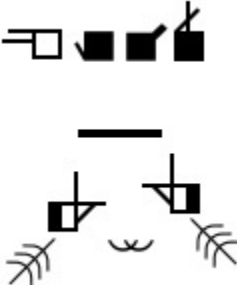
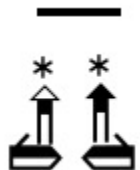

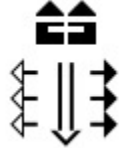
# American Sign Language Dictionary

Spoken Word	SignWriting
share	
share	
share	
share	
share	
shark	
shark	
sharp	

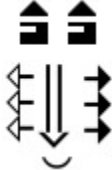


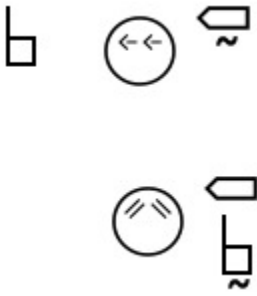



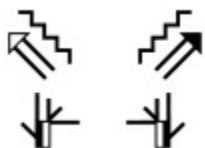
# American Sign Language Dictionary

Spoken Word	SignWriting
shave	 The SignWriting symbol for 'shave' (verb) consists of a large circle, a small circle with a dot, a small square, and a series of three downward-pointing arrows.
shave	 The SignWriting symbol for 'shave' (noun) consists of a large circle, a small circle with a dot, a small square, and a series of three downward-pointing arrows.
shave	 The SignWriting symbol for 'shave' (adjective) consists of a large circle, a small circle with a dot, a small square, and a series of three downward-pointing arrows.
shave arm pits	 The SignWriting symbol for 'shave arm pits' consists of a large circle, a small circle with a dot, a small square, and a series of three downward-pointing arrows.
shave head	 The SignWriting symbol for 'shave head' consists of a large circle, a small circle with a dot, a small square, and a series of three downward-pointing arrows.
she	 The SignWriting symbol for 'she' consists of a large circle, a small circle with a dot, a small square, and a series of three downward-pointing arrows.
she-left	 The SignWriting symbol for 'she-left' consists of a large circle, a small circle with a dot, a small square, and a series of three downward-pointing arrows.

# American Sign Language Dictionary

Spoken Word	SignWriting
she-to-the-left	
she-to-the-left	
she-to-the-right	
shedding	
sheet	
shelf	
shelf	

# American Sign Language Dictionary

Spoken Word	SignWriting
shelf	
shell	
shell	
shelter	
shhh	
shhh	
shield	
shine	

# American Sign Language Dictionary




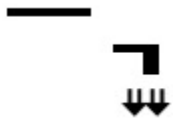
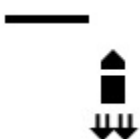



Spoken Word	SignWriting
ship	
ship	
ship	
ship	
ship	
ship	
ship	
shipping	
shirt	

# American Sign Language Dictionary

Spoken Word	SignWriting
shirt	
shirt	
shit	
shocked	
shoe	
shoes	
shoot-into-air	
shop	
shop	
shopping	










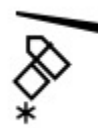
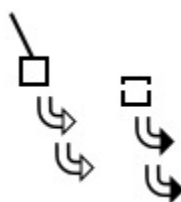
# American Sign Language Dictionary

Spoken Word	SignWriting
shopping	
shopping	
shopping 3 movements	
short	
short	
short sleeve	
short straight hair	
short-time	




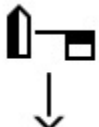

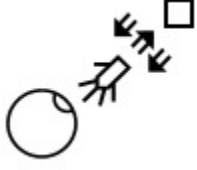


# American Sign Language Dictionary

Spoken Word	SignWriting
shortcut	
shorts	
shorts	
should	
shoulder circle	
shoulder circles	



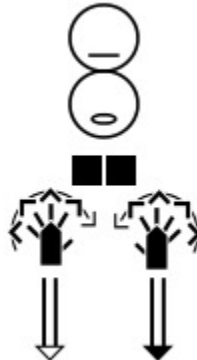
# American Sign Language Dictionary

Spoken Word	SignWriting
shoulder circles	
shoulder shift left	
shoulder shift right	
shoulder tap	
shoulders	
shoulders	
shoulders-left	
shoulders-right	
shovel	


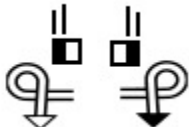






# American Sign Language Dictionary

Spoken Word	SignWriting
show	
show	
show all	
show me	
show-me-show-all	
shower	
shower	
shower	

# American Sign Language Dictionary

Spoken Word	SignWriting
shower	 The SignWriting symbol for 'shower' consists of a circle on the left. To its right is a hand symbol with fingers spread, and further right is a rectangular box with a diagonal line and a small square at the top right corner.
shower	 The SignWriting symbol for 'shower' consists of a circle on the left. To its right is a hand symbol with fingers spread, and further right is a rectangular box with a diagonal line and a small square at the top right corner.
shrapnel-falling	 The SignWriting symbol for 'shrapnel-falling' consists of two circles stacked vertically. Below the circles are two hand symbols with fingers spread, and below those are two vertical double arrows pointing downwards.

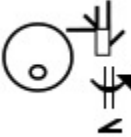



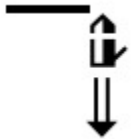



# American Sign Language Dictionary

Spoken Word	SignWriting
shrimp	
shrine	
shrug	
shut up	
shy	
shy	
shy	
sick	

# American Sign Language Dictionary

Spoken Word	SignWriting
sick	
sick	
sick	
sick	
sick	
sick	

# American Sign Language Dictionary






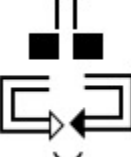

Spoken Word	SignWriting
sick of it	
Sick Spanish	
sick to stomach	
sick-of-it	
side	
side ponytails	
sideburns	
sigh	



# American Sign Language Dictionary

Spoken Word	SignWriting
sightsee	
Sigmund	
sign	
sign	
sign	
sign	

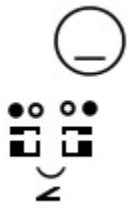

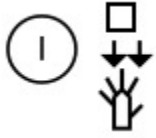





# American Sign Language Dictionary

Spoken Word	Sign Writing
sign	
sign	
sign	
sign	
sign	
sign	
sign	




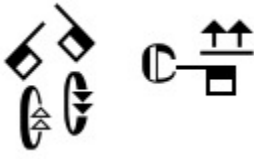

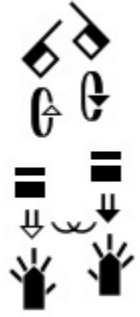
# American Sign Language Dictionary

Spoken Word	SignWriting
sign	The SignWriting symbol for 'sign' consists of two hands. The left hand is in the '5' position (palm facing forward, fingers spread). The right hand is in the '2' position (palm facing forward, index and middle fingers extended). Below the hands, there is a small triangle pointing up and a small circle.
sign	The SignWriting symbol for 'sign' is identical to the one in the first row, showing two hands in the '5' and '2' positions with a small triangle and circle below.
sign language	The SignWriting symbol for 'sign language' is identical to the one in the first row, showing two hands in the '5' and '2' positions with a small triangle and circle below.
Sign Name	The SignWriting symbol for 'Sign Name' consists of a small house icon followed by an arrow pointing to a small circle with a starburst inside.
sign-language	The SignWriting symbol for 'sign-language' consists of two hands. The left hand is in the '5' position. The right hand is in the '2' position. Below the hands, there is a small triangle pointing up and a small circle.
sign-language	The SignWriting symbol for 'sign-language' is identical to the one in the fifth row, showing two hands in the '5' and '2' positions with a small triangle and circle below.






# American Sign Language Dictionary

Spoken Word	SignWriting
sign-on-left	
sign-on-right	
sign-to-me	
signature	
SignBank	
SignBank	
significant other	
signing	



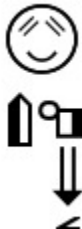


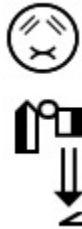
# American Sign Language Dictionary

Spoken Word	SignWriting
signing	
signing	
signing	
signmail	
SignMail to Bill Reese	
SignMaker	
SignPuddle	

# American Sign Language Dictionary

Spoken Word	SignWriting
SignPuddle	 The SignWriting for 'SignPuddle' consists of two parts. The top part shows two hands in a 'P' handshape, palms facing each other, with fingers slightly spread. The bottom part shows two hands in a 'P' handshape, palms facing each other, with fingers slightly spread, and a small 'u' shape between them, indicating a 'Puddle' sign.
SignPuddle	 The SignWriting for 'SignPuddle' consists of two parts. The top part shows two hands in a 'P' handshape, palms facing each other, with fingers slightly spread. The bottom part shows two hands in a 'P' handshape, palms facing each other, with fingers slightly spread, and a small 'u' shape between them, indicating a 'Puddle' sign.
SignPuddle	 The SignWriting for 'SignPuddle' consists of two parts. The top part shows two hands in a 'P' handshape, palms facing each other, with fingers slightly spread. The bottom part shows two hands in a 'P' handshape, palms facing each other, with fingers slightly spread, and a small 'u' shape between them, indicating a 'Puddle' sign.
SignPuddle	 The SignWriting for 'SignPuddle' consists of two parts. The top part shows two hands in a 'P' handshape, palms facing each other, with fingers slightly spread. The bottom part shows two hands in a 'P' handshape, palms facing each other, with fingers slightly spread, and a small 'u' shape between them, indicating a 'Puddle' sign.
SignPuddle Online	
SignPuddle Online	
SignText	 The SignWriting for 'SignText' consists of a single part. It shows a hand in a 'T' handshape, palm facing forward, with fingers slightly spread, and a small 'x' shape between them, indicating a 'Text' sign.

# American Sign Language Dictionary







Spoken Word	SignWriting
SignText	
SignText	
SignText	
SignText	
SignText	
SignText	

# American Sign Language Dictionary


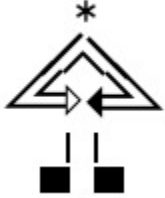








Spoken Word	SignWriting
SignText	The SignWriting for 'SignText' consists of a circle with two diagonal lines inside, representing the word 'Text'. Below it is a hand icon with fingers spread, representing the word 'Sign'. A downward arrow connects the two.
SignText	The SignWriting for 'SignText' consists of a circle with two diagonal lines inside, representing the word 'Text'. Below it is a hand icon with fingers spread, representing the word 'Sign'. A downward arrow connects the two.
SignWriting	The SignWriting for 'SignWriting' consists of two hand icons with fingers spread, representing the word 'Writing'. Below them is a hand icon with fingers spread, representing the word 'Sign'. A downward arrow connects the two.
SignWriting	The SignWriting for 'SignWriting' consists of two hand icons with fingers spread, representing the word 'Writing'. Below them is a hand icon with fingers spread, representing the word 'Sign'. A downward arrow connects the two.
SignWriting	The SignWriting for 'SignWriting' consists of two hand icons with fingers spread, representing the word 'Writing'. Below them is a hand icon with fingers spread, representing the word 'Sign'. A downward arrow connects the two.







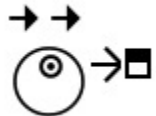
# American Sign Language Dictionary

Spoken Word	SignWriting
SignWriting Image Server	
SignWriting List	
SignWriting_list	
SIL 2007	
SIL 2007	
SIL 2007	
SIL 2007	







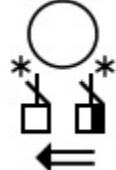
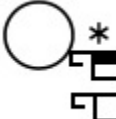
# American Sign Language Dictionary

Spoken Word	SignWriting
SIL 2007	
SIL 2007	
SIL 2007	
SIL 2007	
SIL 2007	
SIL 2007	
SIL 2007	
SIL 2007	
SIL 2007	
SIL 2007	



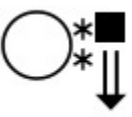
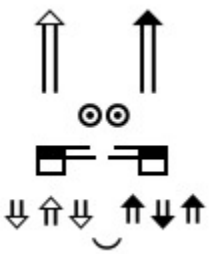

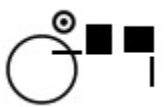

# American Sign Language Dictionary

Spoken Word	SignWriting
SIL 2007	
SIL 2007	
SIL 2007	
SIL 2007	
SIL 2007	
SIL2007	
SIL2007	
SIL2007	
SIL2007	



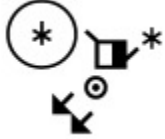

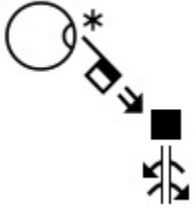

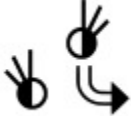
# American Sign Language Dictionary

Spoken Word	SignWriting
SIL2007	
SIL2007	
SIL2007	
SIL2007	
SIL2007	
SIL2007	
SIL2007	
SIL2007	






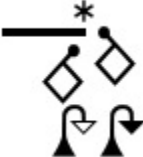
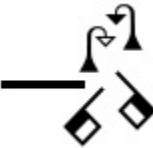

# American Sign Language Dictionary

Spoken Word	SignWriting
SIL2007	
SIL2007	
SIL2007	
SIL2007	
SIL2007	
SIL2007	
SIL2007	
SIL2007	
SIL2007	
SIL2007	
SIL2007	
SIL2007	








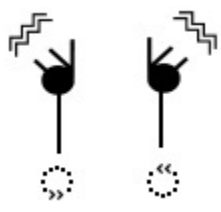
# American Sign Language Dictionary

Spoken Word	SignWriting
SIL2007	
SIL2007	
silly	
silly	
silly	
silly	
silver	
similar	
simple	

# American Sign Language Dictionary

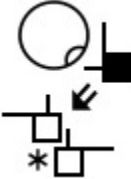
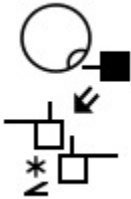
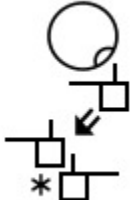

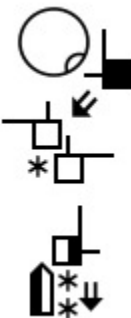

Spoken Word	SignWriting
simple	
simultaneous	
simultaneous arc	
sin	
sin	
since	
since	
sing	

# American Sign Language Dictionary

Spoken Word	SignWriting
Sing	
Singapore	
single	
single	
single	
single	
single	
siren	




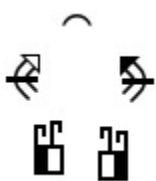

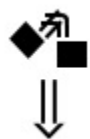
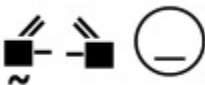
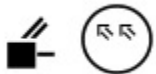
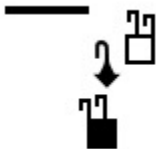
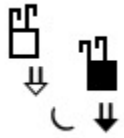
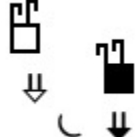
# American Sign Language Dictionary

Spoken Word	SignWriting
sister	 The SignWriting symbol for 'sister' in the first row consists of a circle with a small loop on its right side, a solid black square to its right, a downward-pointing arrow, and a square with a horizontal line extending to the left, with an asterisk below it.
sister	 The SignWriting symbol for 'sister' in the second row is identical to the first row.
sister	 The SignWriting symbol for 'sister' in the third row is identical to the first row.
sister	 The SignWriting symbol for 'sister' in the fourth row features a circle with a loop, a solid black square, a downward arrow, a square with a horizontal line, and an asterisk. Additionally, there is a small circle with a dot inside, positioned between the downward arrow and the square with the horizontal line.
sister-in-law	 The SignWriting symbol for 'sister-in-law' in the fifth row is composed of two parts. The top part is identical to the first row. The bottom part consists of a solid black square, a downward arrow, a square with a horizontal line, and an asterisk.
sisters	 The SignWriting symbol for 'sisters' in the sixth row is identical to the first row, but with two asterisks (**) below the square with the horizontal line.

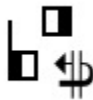







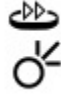
# American Sign Language Dictionary

Spoken Word	SignWriting
sit	
sit	
sit	
sit	
sit	
sit	
sit	
sit	
sit long time	




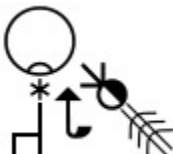
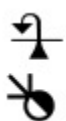
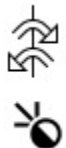



# American Sign Language Dictionary

Spoken Word	SignWriting
sit-circle	
sit-circle2	
sit-facing	
sit-on-right	
sit-on-throne	
sit-on-throne	
sit-right	
sit-together	
sit_together	







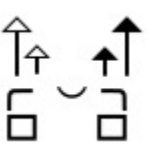
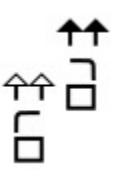
# American Sign Language Dictionary

Spoken Word	SignWriting
situation	
situation	
six dollars	
six hours	
six minutes	
six o'clock	
six of us	
six of us	
six of us	

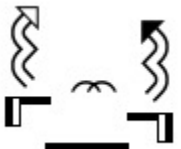


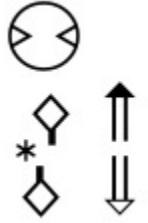

# American Sign Language Dictionary

Spoken Word	SignWriting
six of us (right hand)	 The sign is formed by a circle with a vertical line through its center. The top half of the circle has a horizontal line extending to the left, and the bottom half has a horizontal line extending to the right. The right hand is positioned with the index finger pointing up and the thumb pointing down.
six weeks	 The sign is formed by a circle with a vertical line through its center. The top half of the circle has a horizontal line extending to the left, and the bottom half has a horizontal line extending to the right. The right hand is positioned with the index finger pointing up and the thumb pointing down.
six years old	 The sign is formed by a circle with a vertical line through its center. The top half of the circle has a horizontal line extending to the left, and the bottom half has a horizontal line extending to the right. The right hand is positioned with the index finger pointing up and the thumb pointing down.
sixteen years old	 The sign is formed by a circle with a vertical line through its center. The top half of the circle has a horizontal line extending to the left, and the bottom half has a horizontal line extending to the right. The right hand is positioned with the index finger pointing up and the thumb pointing down.
sixth	 The sign is formed by a circle with a vertical line through its center. The top half of the circle has a horizontal line extending to the left, and the bottom half has a horizontal line extending to the right. The right hand is positioned with the index finger pointing up and the thumb pointing down.
sixth (in a series)	 The sign is formed by a circle with a vertical line through its center. The top half of the circle has a horizontal line extending to the left, and the bottom half has a horizontal line extending to the right. The right hand is positioned with the index finger pointing up and the thumb pointing down.
sixth (in a series)	 The sign is formed by a circle with a vertical line through its center. The top half of the circle has a horizontal line extending to the left, and the bottom half has a horizontal line extending to the right. The right hand is positioned with the index finger pointing up and the thumb pointing down.
sixty	 The sign is formed by a circle with a vertical line through its center. The top half of the circle has a horizontal line extending to the left, and the bottom half has a horizontal line extending to the right. The right hand is positioned with the index finger pointing up and the thumb pointing down.
sixty eight	 The sign is formed by a circle with a vertical line through its center. The top half of the circle has a horizontal line extending to the left, and the bottom half has a horizontal line extending to the right. The right hand is positioned with the index finger pointing up and the thumb pointing down.

# American Sign Language Dictionary

Spoken Word	SignWriting
sixty five years old	
sixty nine	
sixty seven	
size	
size	
skateboard	
ski	
ski	

# American Sign Language Dictionary

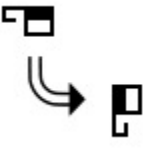







Spoken Word	SignWriting
skies	
skilled	
skin	
skinny	
skinny	

# American Sign Language Dictionary





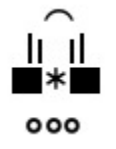



Spoken Word	SignWriting
skirt	
skirt	
skirt	
skunk	
sky	
skydive	
skyrocket	
slaa	




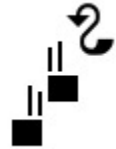
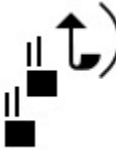
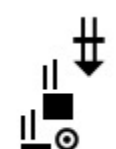
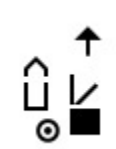
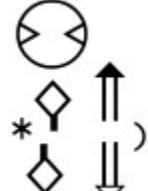


# American Sign Language Dictionary

Spoken Word	SignWriting
slash	
slave	
slave	
sleep	
sleep	
sleep	
sleep	
sleep	









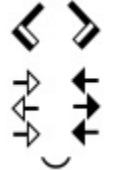
# American Sign Language Dictionary

Spoken Word	SignWriting
sleep	
sleep	
sleep	
sleep in	
sleep-together	
Sleeping-Beauty	
sleepy	
sleepy	










# American Sign Language Dictionary

Spoken Word	SignWriting
slice	
slide	
slide	
slide	
slide	
slim	
sloth	
Slovakia	











# American Sign Language Dictionary

Spoken Word	SignWriting
Slovakian	
Slovenia	
slow	
slow	
slow	
slow	
slow	
small	
small	









# American Sign Language Dictionary

Spoken Word	SignWriting
small	
small	
small	
small font	
small with mm mouth	
smart	
smart	
smash-with-the-elbow	
smell	








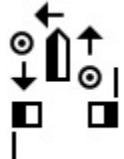

# American Sign Language Dictionary

Spoken Word	SignWriting
smells bad	
smile	
smile	
smile	
smile	
smile	
smile	
smile eyebrows up	
smile head tilt right	
smiling	

# American Sign Language Dictionary


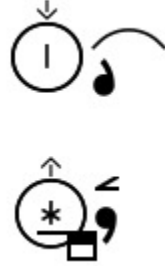





Spoken Word	SignWriting
smitten	
smoke	
smoke-clears	
smoking cigarette	
smoking pot	
smooth	
smooth	
smother	

# American Sign Language Dictionary

Spoken Word	SignWriting
snail	
snake	
snake	
snake	
snap	
snap	
snap fingers	
sneak	
sneak	




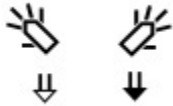




# American Sign Language Dictionary

Spoken Word	SignWriting
sneeze	
sneeze	
sneeze	
sniff	
snobbish	
snore	
snow	
snow	






# American Sign Language Dictionary

Spoken Word	SignWriting
Snow White	The SignWriting for 'Snow White' consists of a face with a smile, a horizontal line below it, two wavy lines above two downward-pointing arrows, and a snowflake above an upward-pointing arrow.
Snow White	The SignWriting for 'Snow White' consists of a face with a smile, a horizontal line below it, two wavy lines above two downward-pointing arrows, a face with a smile, a snowflake above an upward-pointing arrow.
snowball	The SignWriting for 'snowball' consists of two wavy lines above two downward-pointing arrows, and a snowflake above a hand with fingers curled.
snowboard	The SignWriting for 'snowboard' consists of two upward-pointing arrows, a snowflake above a hand with fingers curled, and a snowflake above a hand with fingers curled.

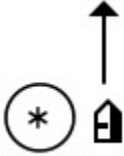







# American Sign Language Dictionary

Spoken Word	SignWriting
snowman	
so	
so	
so	
so	
SO-SO	

# American Sign Language Dictionary

Spoken Word	SignWriting
SO-SO	
SO-SO	
SO-SO	
SO-SO	
soap	

# American Sign Language Dictionary

Spoken Word	SignWriting
sober	
soccer	
soccer	
social	
Social Security	
social worker	
society	
society	










# American Sign Language Dictionary

Spoken Word	SignWriting
society	
society	
society	
sociology	
socks	
socks	
soda	
soda	

# American Sign Language Dictionary





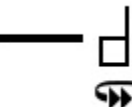



Spoken Word	SignWriting
sofa	<p>The sign for 'sofa' is composed of two parts. The top part shows two '+' signs above a diamond shape with an arrow pointing up and to the right, and a square shape. The bottom part shows two circles with arrows pointing outwards to the left and right, and a small arc below them.</p>
soft	<p>The sign for 'soft' is composed of two identical parts. Each part shows a hand with fingers spread, with three downward-pointing arrows above it and three upward-pointing arrows below it.</p>
soft	<p>The sign for 'soft' is composed of two identical parts. Each part shows a hand with fingers spread, with three downward-pointing arrows above it and three upward-pointing arrows below it.</p>
soft heart	<p>The sign for 'soft heart' is composed of two parts. The top part shows a hand with fingers spread, with a horizontal line above it and a small asterisk to the left. The bottom part shows two hands with fingers spread, with three downward-pointing arrows above each and three upward-pointing arrows below each.</p>
software	<p>The sign for 'software' is composed of two parts. The top part shows a hand with fingers spread, with a horizontal line above it and a small asterisk to the left. The bottom part shows a hand with fingers spread, with a horizontal line above it and a small asterisk to the left.</p>
soiled	<p>The sign for 'soiled' is composed of two parts. The top part shows a hand with fingers spread, with a horizontal line above it and a small asterisk to the left. The bottom part shows a hand with fingers spread, with a horizontal line above it and a small asterisk to the left.</p>
solar system	

# American Sign Language Dictionary






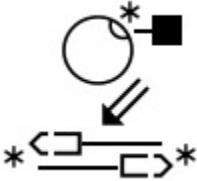


Spoken Word	SignWriting
solar system	
soldier	
solid	
solid	
some	
some	
some	
some	
someone	



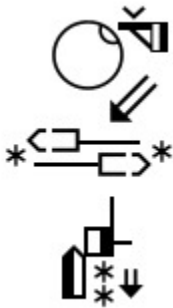

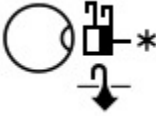





# American Sign Language Dictionary

Spoken Word	SignWriting
someone	
someone	
someone-inform-you	
something	
something	
something weird	
sometimes	
sometimes	








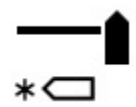


# American Sign Language Dictionary

Spoken Word	SignWriting
sometimes	 The sign is composed of three main parts: a diamond shape with an arrow pointing up and to the right, a circle with a dot in the center, and a stylized hand with fingers spread.
sometimes	 The sign is composed of three main parts: a stylized hand with fingers spread, a circle with a dot in the center, and a diamond shape with an arrow pointing up and to the right.
sometimes	 The sign is composed of three main parts: a diamond shape with an arrow pointing up and to the right, a circle with a dot in the center, and a stylized hand with fingers spread.
sometimes	 The sign is composed of three main parts: a circle with a dot in the center, a diamond shape with an arrow pointing up and to the right, and a stylized hand with fingers spread.
somewhere	 The sign is composed of three main parts: a stylized face with a wide smile, a stylized hand with fingers spread, and a diamond shape with an arrow pointing up and to the right.
son	 The sign is composed of three main parts: a circle with a dot in the center, a stylized hand with fingers spread, and a diamond shape with an arrow pointing up and to the right.
son	 The sign is composed of three main parts: a circle with a dot in the center, a stylized hand with fingers spread, and a diamond shape with an arrow pointing up and to the right.
son	 The sign is composed of three main parts: a circle with a dot in the center, a stylized hand with fingers spread, and a diamond shape with an arrow pointing up and to the right.










# American Sign Language Dictionary

Spoken Word	SignWriting
son-in-law	
sons	
soon	
soon	
soon	
soothe	
Sophomore	
sophomore	

# American Sign Language Dictionary

Spoken Word	SignWriting
sophomore	
sophomore class	
sore	
sore throat	
sorry	
sorry	
sorry	
soul	
sound	
sound	


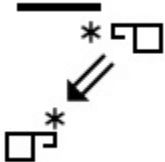
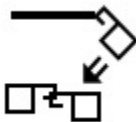
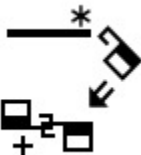




# American Sign Language Dictionary

Spoken Word	SignWriting
soup	
soup	
soup	
south	
South Dakota	
South-Carolina	
South-Dakota	
South-Dakota	
space	

# American Sign Language Dictionary

Spoken Word	SignWriting
space	
spacestation	
spaghetti	
spaghetti	
spaghetti	
spaghetti	
spaghetti	
spaghetti	
spaghetti	

# American Sign Language Dictionary


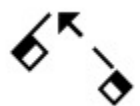





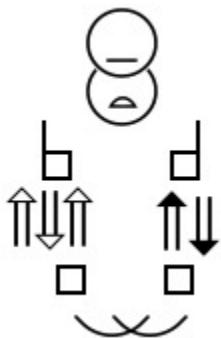
Spoken Word	Sign Writing
Spain	
spanish	
Spanish	
Spanish	
Spanish Signs	
speak	
speak	
speak	
speak	

# American Sign Language Dictionary








Spoken Word	SignWriting
speaker	The sign for 'speaker' is represented by a horizontal line with an arrow pointing up and to the right, and a hand icon with an arrow pointing down.
speaker	The sign for 'speaker' is represented by a horizontal line with an arrow pointing up and to the right, and a hand icon with an arrow pointing down.
speaker	The sign for 'speaker' is represented by a horizontal line with an arrow pointing up and to the right, and two hand icons with arrows pointing down.
special	The sign for 'special' is represented by a hand icon with an arrow pointing up and to the right, and a plus sign.
special	The sign for 'special' is represented by a hand icon with an arrow pointing up and to the right, and a plus sign.
specialist	The sign for 'specialist' is represented by a hand icon with an arrow pointing up and to the right, and a plus sign.
specialize	The sign for 'specialize' is represented by a hand icon with an arrow pointing up and to the right, and a plus sign.



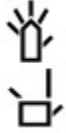
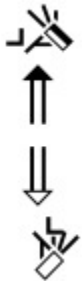

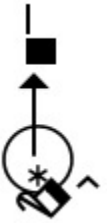
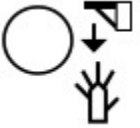


# American Sign Language Dictionary

Spoken Word	SignWriting
specific	
specific	
speckled	
speech	
speedometer	
spell-AM	
spell-PM	
spend	

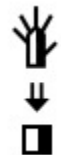





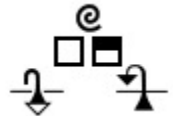

# American Sign Language Dictionary

Spoken Word	SignWriting
spend	
spice	
spicy	
spider	
spider	
spider crawling down	
spider wiggling down	

# American Sign Language Dictionary

Spoken Word	SignWriting
Spiderman	
spirit	
spirit	
spit	
splash	
splatter	
spoken	

# American Sign Language Dictionary

Spoken Word	SignWriting
Sponge	
spoon	
spoon	
spoon into a cup	
spoon-in-medicine	
sport	
sprain	
spread	

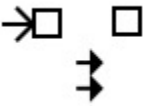








# American Sign Language Dictionary

Spoken Word	SignWriting
spread	
spread out	
spread on a surface	
spread on a surface	
spread-arms-out	
spread-from-person	
spread-from-person	
Spring	







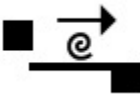
# American Sign Language Dictionary

Spoken Word	SignWriting
spring	
spring	
Springfield-Illinis	
sprinkle on top	
square	
square	
square	
squeeze	

# American Sign Language Dictionary

Spoken Word	SignWriting
squid	
squint	
squint with head turn	
squirrel	
squirrel	
squirrel	
squirrel	
SS	
SSI	

# American Sign Language Dictionary

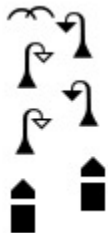


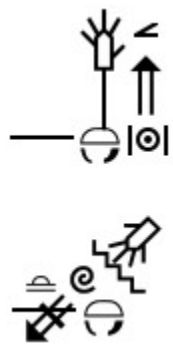


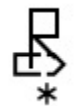
Spoken Word	SignWriting
St. Patrick's Day	
St. Patrick's Day	
stab	
stadium	
staff	
staff	
Stage	









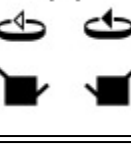


# American Sign Language Dictionary

Spoken Word	SignWriting
stain	The sign for 'stain' is represented by a hand icon with a downward arrow, a small circle with a dot, and a diamond shape.
stair	The sign for 'stair' is represented by a hand icon with a wavy line, a small square, and a downward arrow.
stair	The sign for 'stair' is represented by a hand icon with a wavy line, a small square, and an upward arrow.
stairs	The sign for 'stairs' is represented by two hand icons, each with a wavy line, a small square, and a downward arrow.
stairs	The sign for 'stairs' is represented by two hand icons, each with a wavy line, a small square, and a downward arrow.
stairs	The sign for 'stairs' is represented by two hand icons, each with a wavy line, a small square, and a downward arrow.


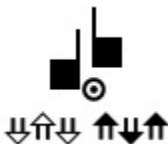






# American Sign Language Dictionary

Spoken Word	SignWriting
stairway	
stairway	
stamp	
Stampede	
stand	
stand	
stand	

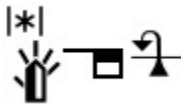
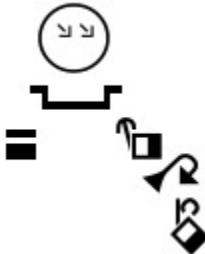




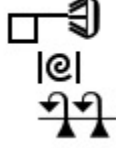

# American Sign Language Dictionary

Spoken Word	SignWriting
stand before God	
stand-on-bar	
stand-on-head	
stand-up	
standard	
standard	
standardization	
standardization	
star	

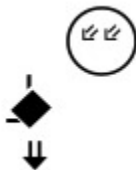

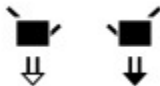


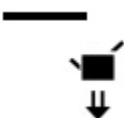

# American Sign Language Dictionary

Spoken Word	SignWriting
star	
star	
stare	
stare	
start	
start	
start	
start	

# American Sign Language Dictionary

Spoken Word	SignWriting
start	
start motorcycle	
state	
state	
statement	
station	
stawberry	
stay	

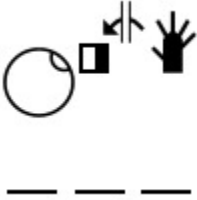





# American Sign Language Dictionary

Spoken Word	SignWriting
stay	
stay	
stay	
stay	
stay	
stay	
stay awake all night	

# American Sign Language Dictionary

Spoken Word	SignWriting
stay-awake-all-night	<p>The sign is composed of several elements: a face with closed eyes at the top, followed by a horizontal line with upward arrows at both ends. Below this is a sequence of symbols including a solid black square, an equals sign, a diagonal line, a tilde (~), and a downward arrow. This is followed by another solid black square, a small semi-circle, and a circle containing two upward arrows. Below these is a face with open eyes, a bracket, and a final sequence of a solid black square, a square with a diagonal line, and a tilde (~).</p>
steadfast	<p>The sign consists of a circle at the top, followed by two solid black squares connected by a horizontal line, and a downward arrow at the bottom.</p>
steady	<p>The sign consists of two solid black squares side-by-side, with an asterisk (*) centered below them.</p>
steal	<p>The sign consists of a sequence of symbols: a downward arrow, a hand with fingers spread, a solid black diamond, and another downward arrow.</p>
steal	<p>The sign consists of a sequence of symbols: a diagonal line, a square with a diagonal line, an arrow pointing right, and a square with a diagonal line.</p>
steal	<p>The sign consists of a horizontal line, a square with a diagonal line, and a solid black diamond with a cross inside.</p>
steal	<p>The sign consists of a sequence of symbols: a diagonal line, a hand with fingers spread, an arrow pointing right, and a square.</p>

# American Sign Language Dictionary

Spoken Word	SignWriting
Stefan	
step-on-creature	
stepfather	
stepmother	
steps	
steps	






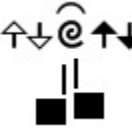
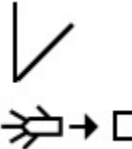
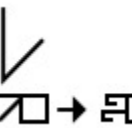
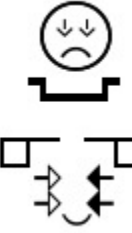

# American Sign Language Dictionary

Spoken Word	SignWriting
steps	
steps	
steps-in-process	
stereo	
Stethoscope	
Steve	
Steve Slevinski	
stick	

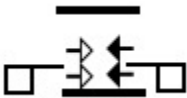
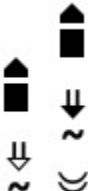
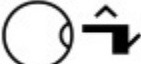




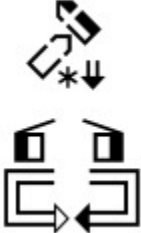

# American Sign Language Dictionary

Spoken Word	SignWriting
sticky	
sticky	
still	
still	
still	
still	
stimulus	
stingray	
stink	
stir	

# American Sign Language Dictionary

Spoken Word	SignWriting
stockings	
stockings	
stockings	
stockings	
stolen	
stolen	
stomach ache	
stomach ache	







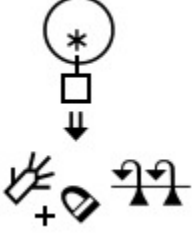
# American Sign Language Dictionary

Spoken Word	SignWriting
stomachache	
stomp	
stone	
stone	
stone	
stop	
stop	
stop sign	
stop-it	

# American Sign Language Dictionary

Spoken Word	SignWriting
store	The sign for 'store' is composed of two identical units. Each unit consists of a vertical line with two upward-pointing arrows at the top and a downward-pointing arrow at the bottom, all contained within a triangle pointing upwards.
story	The sign for 'story' is composed of two identical units. Each unit consists of a vertical line with a downward-pointing arrow at the top and an upward-pointing arrow at the bottom, all contained within a triangle pointing upwards.
story	The sign for 'story' is composed of two identical units. Each unit consists of a vertical line with a downward-pointing arrow at the top and an upward-pointing arrow at the bottom, all contained within a triangle pointing upwards.
story	The sign for 'story' is composed of two identical units. Each unit consists of a vertical line with a downward-pointing arrow at the top and an upward-pointing arrow at the bottom, all contained within a triangle pointing upwards.
story	The sign for 'story' is composed of two identical units. Each unit consists of a vertical line with a downward-pointing arrow at the top and an upward-pointing arrow at the bottom, all contained within a triangle pointing upwards.
story	The sign for 'story' is composed of two identical units. Each unit consists of a vertical line with a downward-pointing arrow at the top and an upward-pointing arrow at the bottom, all contained within a triangle pointing upwards.
story	The sign for 'story' is composed of two identical units. Each unit consists of a vertical line with a downward-pointing arrow at the top and an upward-pointing arrow at the bottom, all contained within a triangle pointing upwards.
story	The sign for 'story' is composed of two identical units. Each unit consists of a vertical line with a downward-pointing arrow at the top and an upward-pointing arrow at the bottom, all contained within a triangle pointing upwards.


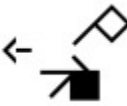

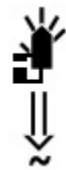

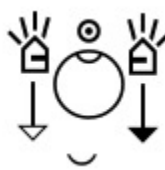
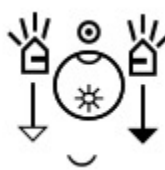
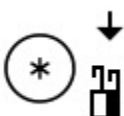
# American Sign Language Dictionary

Spoken Word	SignWriting
straight	
straight	
straightforward	
strainer	
straw	
strawberry	
strawberry	

# American Sign Language Dictionary


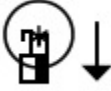

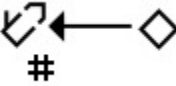



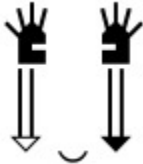

Spoken Word	SignWriting
stray	
stream	
street	
street cleaner	
street closed	

# American Sign Language Dictionary

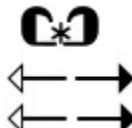
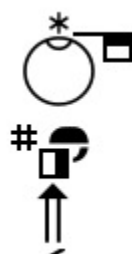
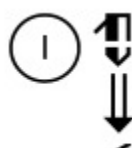
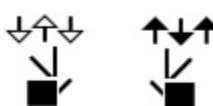
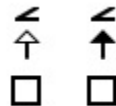
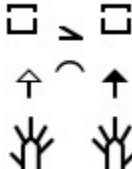
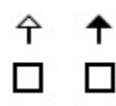
Spoken Word	SignWriting
street ends	
streetcar	
strength	
stress	
stress	
stressed out	
stressed out	
strict	



# American Sign Language Dictionary

Spoken Word	SignWriting
strict	
strict	
strike	#
strike-match	
strike-palm	
string	
strip	
stripe-horizontal	
stripes	
stripes	

# American Sign Language Dictionary

Spoken Word	SignWriting
stripes-wide	
stroke	
stroke	
stroll	
strong	
strong	
strong	

# American Sign Language Dictionary

Spoken Word	SignWriting
strong-man	
structure	
Stuart	
Stuart	
stubborn	
stubborn	
stubborn	
stuck	








# American Sign Language Dictionary

Spoken Word	SignWriting
stuck	
stuck	
stuck up	
student	
student	
student	
student	


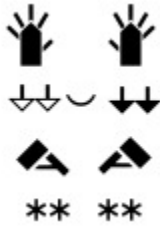
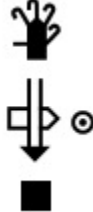



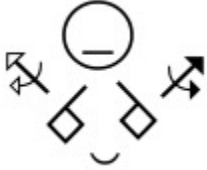
# American Sign Language Dictionary

Spoken Word	SignWriting
STUDENT	
student	
student	
student	
student	
student	
STUDENT2	
study	


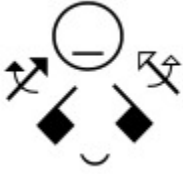





# American Sign Language Dictionary

Spoken Word	SignWriting
study	
stupid	
stupidly follow	
style	
style-lex	
subdue	
subject	

# American Sign Language Dictionary

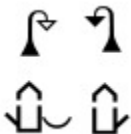





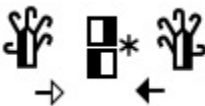

Spoken Word	SignWriting
sublimation	
submissive	
subtract, deduct	
subway	
success	
success	
success	

# American Sign Language Dictionary

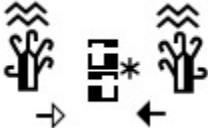
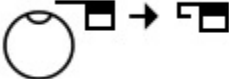




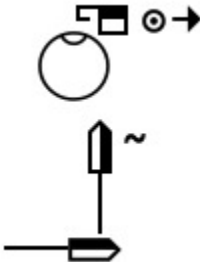


Spoken Word	SignWriting
success	
success	
succession	
such	
suddenly	
suffer	
sugar	











# American Sign Language Dictionary

Spoken Word	SignWriting
suggest	
suggestions	
suicide	
suicide	
suit	
summarize	
summary	
summary	







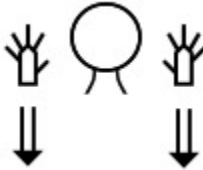
# American Sign Language Dictionary

Spoken Word	SignWriting
summary	
Summer	
Summer	
summer	
summer	
Summer Institute of Linguistics	
summer solstice	
summon	
summon	

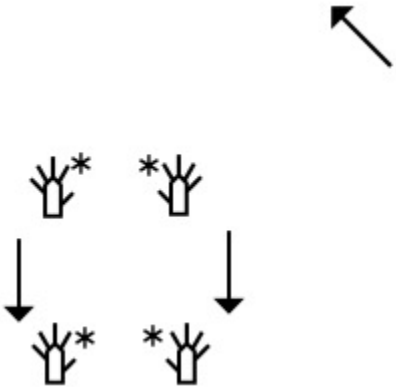
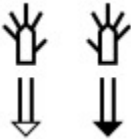





# American Sign Language Dictionary

Spoken Word	SignWriting
summon-to-me	
sun	
sun	
sun	
sun	
sun	
sun	
sun	




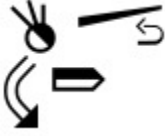
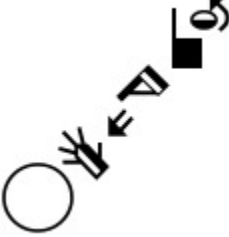

# American Sign Language Dictionary

Spoken Word	SignWriting
sun rays set	
sunbathe	
sunbathe	
Sunday	
Sunday	
Sunday	
Sunday	



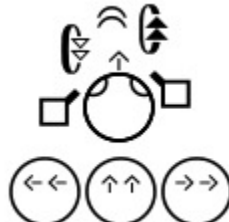






# American Sign Language Dictionary

Spoken Word	SignWriting
Sunday	
Sundays	
sunny - extreme	
sunrise	
sunrise	
sunrise	
sunrise on the left	



# American Sign Language Dictionary

Spoken Word	SignWriting
sunscreen	
sunset	
sunset	
sunset on the left	
sunshine	
Sup-	

# American Sign Language Dictionary




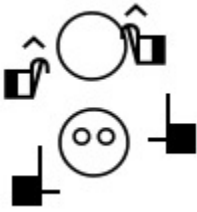





Spoken Word	SignWriting
superior	
superman	
superstitious	
supervise	
support	
support	
support	
suppose	
suppose	

# American Sign Language Dictionary


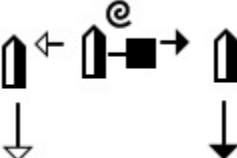







Spoken Word	SignWriting
suppose	
suppress	



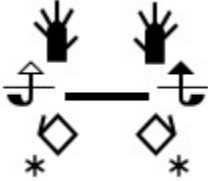
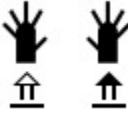





# American Sign Language Dictionary

Spoken Word	SignWriting
suppressed	
supreme	
supreme	
suprise	
sure	
surf	
surface (flat)	
surface of globe	
Surface Symbol Above	





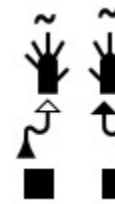

# American Sign Language Dictionary

Spoken Word	SignWriting
surface water	
surgeon	
surgery	
surprise	
surprise	
surprise	
surprise	
surprised	
surreal	

# American Sign Language Dictionary

Spoken Word	SignWriting
surrender	
surrender	
surround	
sushi rolls	
suspect	
suspend	
Sutton	









# American Sign Language Dictionary

Spoken Word	SignWriting
swallow	
swallow	
swamp	
swan	
swe	
swe	

# American Sign Language Dictionary

Spoken Word	SignWriting
sweat	
sweater	
sweater	
sweater	
Sweden	
Sweden	
Sweden	

# American Sign Language Dictionary

Spoken Word	SignWriting
Swedish	
sweep	
sweep	
sweep	
sweep	
sweet	
sweet	
sweet	

# American Sign Language Dictionary








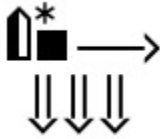
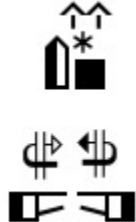
Spoken Word	SignWriting
sweet	A circle at the top, a vertical rectangle below it, a small circle with a dot in the center below the rectangle, and three downward-pointing arrows at the bottom.
sweetheart	A horizontal line at the top, three dots below it, two small squares below the dots, and an asterisk below the squares.
swim	A circular arrangement of arrows pointing outwards from a central point, with two small squares at the bottom.
swim	A circular arrangement of arrows pointing outwards from a central point, with two small squares at the bottom.
swim	A circular arrangement of arrows pointing outwards from a central point, with two small squares at the bottom.
swim	A circular arrangement of arrows pointing outwards from a central point, with two small squares at the bottom.
swim	A circular arrangement of arrows pointing outwards from a central point, with two small squares at the bottom.
swim	A circular arrangement of arrows pointing outwards from a central point, with two small squares at the bottom.

# American Sign Language Dictionary




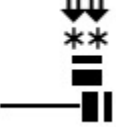
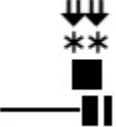


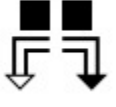

Spoken Word	SignWriting
swim-hard	
swindle	
Swing	
swing	
swing	
swing	
swing	
swing-baseball-bat	
Swiss	






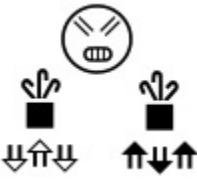
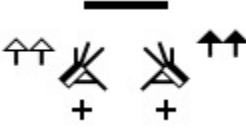


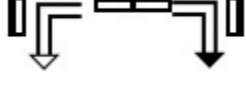


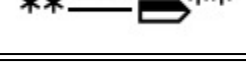

# American Sign Language Dictionary

Spoken Word	SignWriting
Switzerland	
SWML	
swollen	
sword	
Sydney J	
symbiosis	
symbol	
Symbol-Palette	
Symbol-Palette	


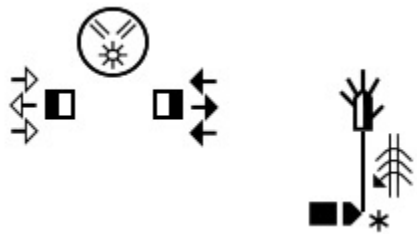





# American Sign Language Dictionary

Spoken Word	SignWriting
Symbol-Palette	
symbols	
symbols	
synagogue	
synagogue	
Syria	
syrup	
system	
system	


# American Sign Language Dictionary

Spoken Word	SignWriting
T	
T - receptive	
T O L O W S	
t-rex	
t-shirt	
tabernacle	
table	
table	
table	
table	
table	
table	





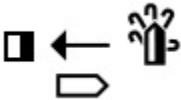
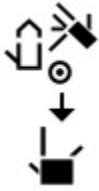

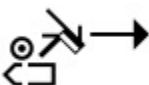
# American Sign Language Dictionary

Spoken Word	SignWriting
table lamp	
taiga	
tail	
Taiwan	
Taiwan	
Taiwan	
Taiwan	

# American Sign Language Dictionary

Spoken Word	SignWriting
Taiwan	

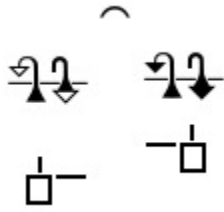

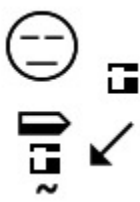
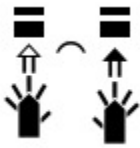




# American Sign Language Dictionary

Spoken Word	SignWriting
Taiwanese	
take	
take	
take a bow	
take a chance	
take advantage	
take advantage of	
take advantage of	

# American Sign Language Dictionary

Spoken Word	SignWriting
take care	The sign is composed of two parts. The first part is a diamond shape with a vertical line through its center, crossed by a horizontal line, with two asterisks on the left. The second part is a diamond shape with a vertical line through its center, crossed by a horizontal line, with a small square on the right.
take class	The sign consists of two stylized human figures standing side-by-side, each with a small square on its chest. A curved line connects the two figures.
take it easy	The sign features a circle at the top containing two upward-pointing arrows. Below the circle are two stylized hands, each with a curved arrow pointing downwards and outwards.
take off	The sign consists of a circle at the top containing a sun-like symbol with rays. Below the circle are two stylized human figures, each with a downward-pointing arrow below it.
take-care	The sign is composed of two parts. The first part is a diamond shape with a vertical line through its center, crossed by a horizontal line, with two asterisks on the left. The second part is a diamond shape with a vertical line through its center, crossed by a horizontal line, with a small square on the right.
take-from-me	The sign consists of two stylized human figures standing side-by-side, each with a small square on its chest. A curved line connects the two figures.
take-place	The sign features a circle at the top containing two horizontal lines. Below the circle are two stylized human figures, each with a small square on its chest. A curved line connects the two figures.

# American Sign Language Dictionary


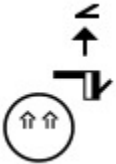


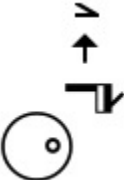



Spoken Word	SignWriting
take-turns	
take-turns	
take-under-place	
takeclass	
talent	
talent	
talk	
talk	



# American Sign Language Dictionary

Spoken Word	SignWriting
talk	
talk	
talk	
talk	
talk	
talk	
talk	
talkative	





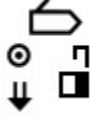
# American Sign Language Dictionary

Spoken Word	SignWriting
tall	
tall	
tall	
tall	
tall	
tall	
tambourine	
tan	




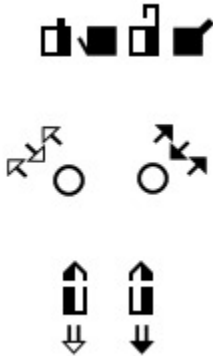

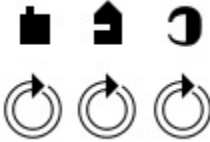


# American Sign Language Dictionary

Spoken Word	SignWriting
tan	The SignWriting symbol for 'tan' consists of a circle with a small hook on its right side, followed by a solid black square, and then a circle with a dot in the center and a downward-pointing arrow below it.
tank top	The SignWriting symbol for 'tank top' features a horizontal line with a circle containing a dot in the center. On either side of this central element are two hand shapes, each with a downward-pointing arrow below it.
tantrum	The SignWriting symbol for 'tantrum' is composed of several small, solid black squares arranged in a diagonal line, with arrows indicating movement along the line.
tap-foot	The SignWriting symbol for 'tap-foot' shows a solid black square with a small house-like shape on top, positioned between two sets of three downward-pointing chevrons.
Tape Player	The SignWriting symbol for 'Tape Player' includes two hand shapes, each with a small circle (representing a wheel or button) and an arrow pointing towards the center.
tassel	The SignWriting symbol for 'tassel' is divided into two parts. The top part shows a hand shape with a spiral line extending from it, and a small rectangle with an arrow pointing to the right. The bottom part shows a circle with a hand shape and a small rectangle positioned next to it.
taste	The SignWriting symbol for 'taste' features a circle with a small hook on its right side, followed by a hand shape with a small circle (representing a wheel or button) and an arrow pointing towards the center.



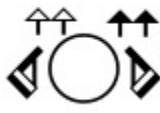

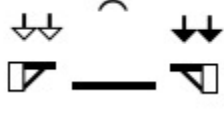




# American Sign Language Dictionary

Spoken Word	SignWriting
tattle	
tattle-tale	
tattoo artist	
tattoo artist	
tax	

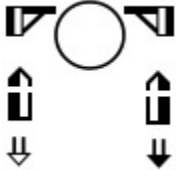

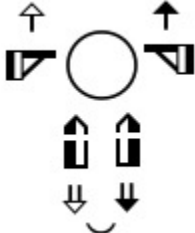
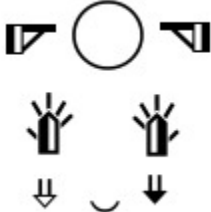
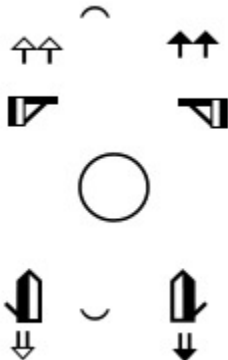
# American Sign Language Dictionary

Spoken Word	SignWriting
tax	
taxi	
taxi	
taxi driver	
Taz	
TBC	
tea	
tea	

# American Sign Language Dictionary

Spoken Word	SignWriting
tea	
teach	
teach	
teach	
teach	
teach	
teach	
teach	
teach-me	

# American Sign Language Dictionary










Spoken Word	SignWriting
teacher	 <p>The SignWriting symbol for 'teacher' in this variation consists of a central circle. Above the circle are two trapezoidal shapes, one on the left and one on the right, both pointing downwards. Below the circle are two vertical rectangular shapes, one on the left and one on the right, both pointing downwards.</p>
teacher	 <p>The SignWriting symbol for 'teacher' in this variation consists of a central circle. Above the circle are two trapezoidal shapes, one on the left and one on the right, both pointing upwards. Below the circle are two vertical rectangular shapes, one on the left and one on the right, both pointing downwards. A small curved line is positioned below the right rectangular shape.</p>
teacher	 <p>The SignWriting symbol for 'teacher' in this variation consists of a central circle. Above the circle are two trapezoidal shapes, one on the left and one on the right, both pointing upwards. Below the circle are two vertical rectangular shapes, one on the left and one on the right, both pointing downwards. A small curved line is positioned below the right rectangular shape.</p>
teacher	 <p>The SignWriting symbol for 'teacher' in this variation consists of a central circle. Above the circle are two trapezoidal shapes, one on the left and one on the right, both pointing downwards. Below the circle are two vertical rectangular shapes, one on the left and one on the right, both pointing downwards. A small curved line is positioned below the right rectangular shape.</p>
teacher_3	 <p>The SignWriting symbol for 'teacher_3' consists of a central circle. Above the circle are two trapezoidal shapes, one on the left and one on the right, both pointing upwards. Below the circle are two vertical rectangular shapes, one on the left and one on the right, both pointing downwards. A small curved line is positioned below the right rectangular shape.</p>

# American Sign Language Dictionary



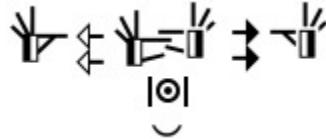




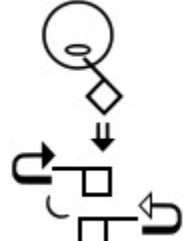
Spoken Word	SignWriting
team	
team	
team	
tear down	
technical	
technique	
technique	
technology	
teen	



# American Sign Language Dictionary

Spoken Word	SignWriting
teeth	
Teeth chattering on a bumpy ride	
telegram	
telegraph	
telephone	
telephone	
telephone	
telescope	
tell	

# American Sign Language Dictionary

Spoken Word	SignWriting
tell	
tell	
tell	
tell	
tell	
tell	
tell (v) I tell you.	
tell everyone	

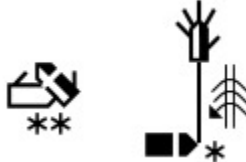

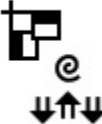
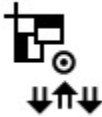

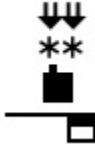
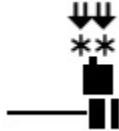
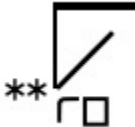

# American Sign Language Dictionary

Spoken Word	SignWriting
tell me	The SignWriting symbol for 'tell me' consists of a circle at the top, connected by a vertical line to a square. To the right of the square is a horizontal line with a downward-pointing arrow. Below the square is an asterisk.

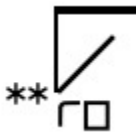

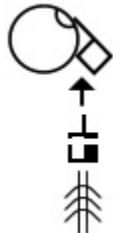
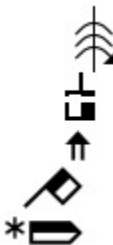




# American Sign Language Dictionary

Spoken Word	SignWriting
tell you	
tell-him	
tell-me	
tell-to-me	
temp	
temp	
temper	
temperate	

# American Sign Language Dictionary

Spoken Word	SignWriting
temperate forest	
temperature	
temperature	
temperature	
temple	
temple	
temple	
tempt	
tempt	

# American Sign Language Dictionary

Spoken Word	SignWriting
temptation	
ten (receptive) (left hand)	
ten cents	
ten o'clock	
ten of us (left hand)	
ten of us (right hand)	
ten years old	
tend	

# American Sign Language Dictionary

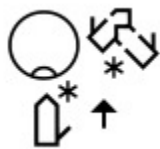
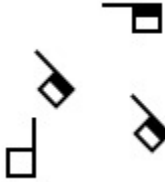






Spoken Word	SignWriting
tend	
tend	
tend to	
Tennessee	
Tennessee	
tennis	
tennis	
tent	
tent	

# American Sign Language Dictionary

Spoken Word	SignWriting
terrible	The sign for 'terrible' is composed of two identical hand movements. Each movement starts with the index and middle fingers extended, palm facing forward, with a small upward arrow below. This is followed by a curved line indicating a movement to the right, and then the hand is shown with the index and middle fingers extended, palm facing forward, with a small upward arrow below.
terrorist	The sign for 'terrorist' is composed of two identical hand movements. Each movement starts with the index and middle fingers extended, palm facing forward, with a small upward arrow below. This is followed by a curved line indicating a movement to the right, and then the hand is shown with the index and middle fingers extended, palm facing forward, with a small upward arrow below.
terr	The sign for 'terr' is composed of two identical hand movements. Each movement starts with the index and middle fingers extended, palm facing forward, with a small upward arrow below. This is followed by a curved line indicating a movement to the right, and then the hand is shown with the index and middle fingers extended, palm facing forward, with a small upward arrow below.
test	The sign for 'test' is composed of two identical hand movements. Each movement starts with the index and middle fingers extended, palm facing forward, with a small upward arrow below. This is followed by a curved line indicating a movement to the right, and then the hand is shown with the index and middle fingers extended, palm facing forward, with a small upward arrow below.
test	The sign for 'test' is composed of two identical hand movements. Each movement starts with the index and middle fingers extended, palm facing forward, with a small upward arrow below. This is followed by a curved line indicating a movement to the right, and then the hand is shown with the index and middle fingers extended, palm facing forward, with a small upward arrow below.
test	The sign for 'test' is composed of two identical hand movements. Each movement starts with the index and middle fingers extended, palm facing forward, with a small upward arrow below. This is followed by a curved line indicating a movement to the right, and then the hand is shown with the index and middle fingers extended, palm facing forward, with a small upward arrow below.
test	The sign for 'test' is composed of two identical hand movements. Each movement starts with the index and middle fingers extended, palm facing forward, with a small upward arrow below. This is followed by a curved line indicating a movement to the right, and then the hand is shown with the index and middle fingers extended, palm facing forward, with a small upward arrow below.





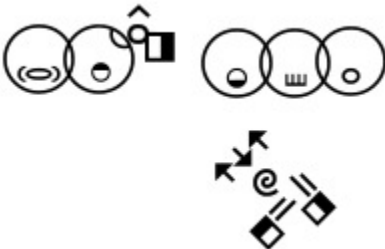





# American Sign Language Dictionary

Spoken Word	SignWriting
test	
Test	
test again	
test apple	
test examples hands on top of each other	
Test Hinge Trill	
Test new	
Test new	
Test sequential finger movement	
test sequential flick	
test sequential hinge up	










# American Sign Language Dictionary

Spoken Word	SignWriting
test sequential hinge up	
test sequential squeeze	
test Squeeze-Flick-Trill	
test tube	
test zero	
test-oclock	
test6	
testament	
testify	
testing	
testtest	








# American Sign Language Dictionary

Spoken Word	SignWriting
testtest	
testtesttest	
testttt	
testttttttttt	
testVal	
testyyyyy	
tewwwww	
texas	
Texas	










# American Sign Language Dictionary

Spoken Word	SignWriting
Texas	
Texas	
text	
Thailand	
Thailand country	
than	
thank you	
thank you	
Thank you!	
thank-you	



# American Sign Language Dictionary

Spoken Word	SignWriting
thank-you	
thank-you	
thank-you	
thank-you	
thank_you	
thanks	
Thanksgiving	







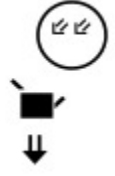
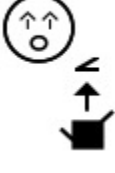
# American Sign Language Dictionary

Spoken Word	SignWriting
Thanksgiving	
Thanksgiving	
Thanksgiving	
Thanksgiving	
that	
that	
that	
that	
that	

# American Sign Language Dictionary









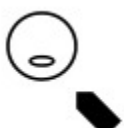

Spoken Word	SignWriting
that	 <p>The SignWriting symbol for 'that' consists of three parts: a circle with a downward arrow above it and a horizontal bar with three vertical lines inside; a small square with a diagonal line; and a downward arrow.</p>
that	 <p>The SignWriting symbol for 'that' consists of three parts: a circle with a downward arrow above it and a horizontal bar with three vertical lines inside; a small square with a diagonal line; and a downward arrow.</p>

# American Sign Language Dictionary










Spoken Word	SignWriting
that	
that	
that	
that	
that affirmative	
that on left	
that on left	
that-eyegaze forward	













# American Sign Language Dictionary

Spoken Word	SignWriting
that-left	
that-left	
that-one	
that-right	
that-right	
that-specific	
the	
the	
the	
the	



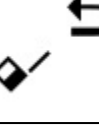


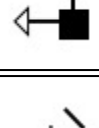




# American Sign Language Dictionary

Spoken Word	SignWriting
the	
the	
the	
the	
the (right-handed movement)	
The Cat is white	
The cat is white.	
theater	
theater	
theater	
their	











# American Sign Language Dictionary

Spoken Word	SignWriting
their	
their	
their	
their left	
their-all	
their-from-heaven	
their-left	
their-own	
theirs	
them	

# American Sign Language Dictionary

Spoken Word	SignWriting
them	
them	
them-right	
themselves	
themselves	
themselves (to the left)	
then	
then	
theology	
theories	



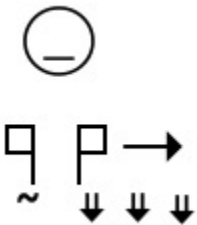

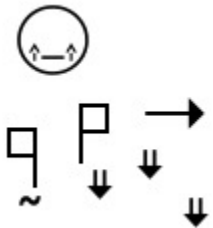



# American Sign Language Dictionary

Spoken Word	SignWriting
theory	
theory	
therapy	
therapy	
there	
there	
there	
there	
there	
there	

# American Sign Language Dictionary

Spoken Word	SignWriting
there	
there	
there	
there	
there	
there	
there-3times	
THERE-IS-NO-GOD	
there-left	
there-right	

# American Sign Language Dictionary


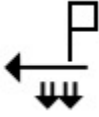



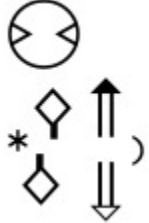

Spoken Word	SignWriting
there-specific	
there-straight-ahead	
there-there	
there-there	
there-there	
there-to-the-left	
there-to-the-left (LEFT HAND)	
there-to-the-right	

# American Sign Language Dictionary


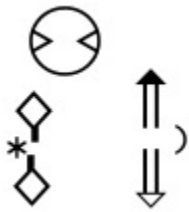





Spoken Word	SignWriting
there-to-the-right-LEFT	
there-under-cl-b	
there-up-right	
there-up-right	
there-up-right	
therefore	
thesaurus	
these	
these	




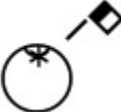






# American Sign Language Dictionary

Spoken Word	SignWriting
they	
they down there	
thibeault	
thick	
thief	
thin	
thin	





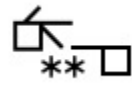
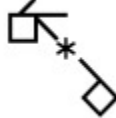




# American Sign Language Dictionary

Spoken Word	SignWriting
thin	
thin	
thing	
thing	
things	
things	
Think	










# American Sign Language Dictionary

Spoken Word	SignWriting
think	
think	
think	
think same	
think-self	
think-to-oneself	
think-to-oneself	
thinking	






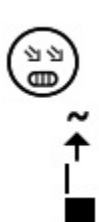




# American Sign Language Dictionary

Spoken Word	SignWriting
thinner vertical cylinder	
thinner vertical cylinder	
third	
third of five	
third of three	
third-in-a-list	
thirdly	
thirteen	
thirteen	
thirteen years old	

# American Sign Language Dictionary

Spoken Word	SignWriting
thirty	
thirty four years old	
this	
this	
this	
this	
this	
this compared to this	
this here	

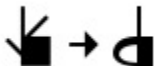








# American Sign Language Dictionary

Spoken Word	SignWriting
this one	
this one	
this one	
this one	
this one	
this specifically	
thorn	
those	
those	
those	

# American Sign Language Dictionary




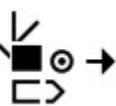


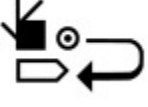



Spoken Word	SignWriting
those two	
those two	
those-2-above	
thought	
thousand	
thousand	
thousand	
thousand	
three days	
three days ago	

# American Sign Language Dictionary

Spoken Word	SignWriting
three dimension	
three dollars	
three hours	
three hundred	
three minutes	
three months	
three o'clock	
three of us	
three of us	



# American Sign Language Dictionary

Spoken Word	SignWriting
three of us (left hand)	 The sign is formed by the left hand with the index finger pointing up, the middle finger pointing down, and the thumb pointing left. The hand is positioned as if holding three objects.
three of us (right hand)	 The sign is formed by the right hand with the index finger pointing up, the middle finger pointing down, and the thumb pointing right. The hand is positioned as if holding three objects.
three travel	 The sign is formed by the right hand with the index finger pointing up, the middle finger pointing down, and the thumb pointing right. The hand is positioned as if holding three objects.
three weeks	 The sign is formed by the right hand with the index finger pointing up, the middle finger pointing down, and the thumb pointing right. The hand is positioned as if holding three objects.
three weeks	 The sign is formed by the right hand with the index finger pointing up, the middle finger pointing down, and the thumb pointing right. The hand is positioned as if holding three objects.
three weeks ago	 The sign is formed by the right hand with the index finger pointing up, the middle finger pointing down, and the thumb pointing right. The hand is positioned as if holding three objects.
three weeks ago	 The sign is formed by the right hand with the index finger pointing up, the middle finger pointing down, and the thumb pointing right. The hand is positioned as if holding three objects.
three years ago	 The sign is formed by the right hand with the index finger pointing up, the middle finger pointing down, and the thumb pointing right. The hand is positioned as if holding three objects.
three years old	 The sign is formed by the right hand with the index finger pointing up, the middle finger pointing down, and the thumb pointing right. The hand is positioned as if holding three objects.
thrice	 The sign is formed by the right hand with the index finger pointing up, the middle finger pointing down, and the thumb pointing right. The hand is positioned as if holding three objects.

# American Sign Language Dictionary

Spoken Word	SignWriting
thrice	
thrill	
throne	
through	
through	
through	
throw	
throw	


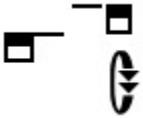


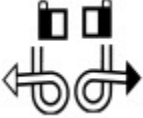




# American Sign Language Dictionary

Spoken Word	SignWriting
throw	
throw	
throw	
throw	
throw	
throw-out	
throw-out	
thumbs down	



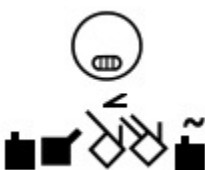

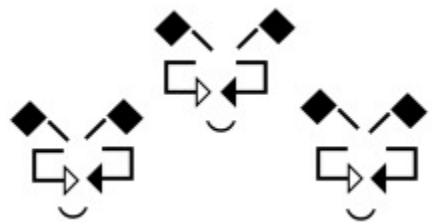




# American Sign Language Dictionary

Spoken Word	SignWriting
thumbs up	
thumbs up	
thumbs up both hands	
thumbs-up-left	
thunder	
Thursday	
Thursday	
Thursday	
Thursday	

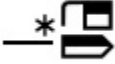







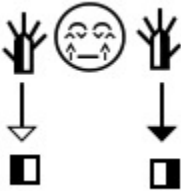


# American Sign Language Dictionary

Spoken Word	SignWriting
Thursday	
tick-tock	
ticket	
tickle-ear	
tie	
tie	
tie	
tie-a-bow	
Tiffany	








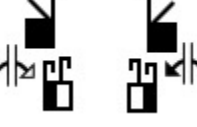
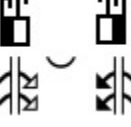
# American Sign Language Dictionary

Spoken Word	SignWriting
tiger	
tight clothing	
tight clothing	
tightly curled hair	
tile	
Tim-Albert	
time	
time	
time	

# American Sign Language Dictionary

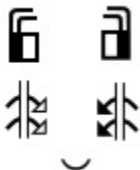
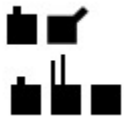



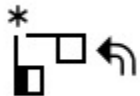



Spoken Word	SignWriting
time	
time	
time	
time	
time	
time	
time	
time	
time flies	
Tini	
tiny	

# American Sign Language Dictionary


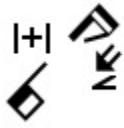
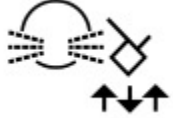
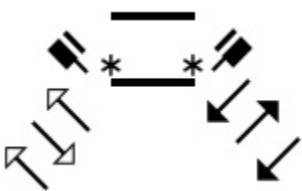



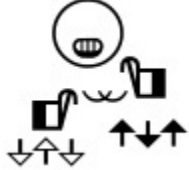
Spoken Word	SignWriting
tiny	
tire	
tired	
tired	
tired	
tired	
tissue	
title	
title	



# American Sign Language Dictionary

Spoken Word	SignWriting
title-	
Titus	
to	
to	
to	
to	
to	
to apply deodorant	
to apply makeup	


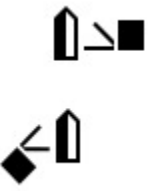
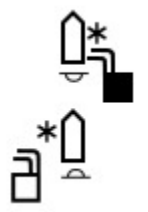
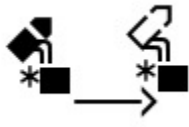
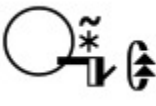
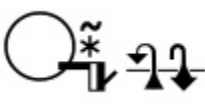



# American Sign Language Dictionary

Spoken Word	SignWriting
to barely make ends meet	
to bite	
to blow dry hair	
to boast	
to brush one's teeth	
to clip finger nails	
to comb one's hair	
to floss	

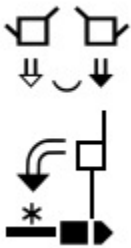
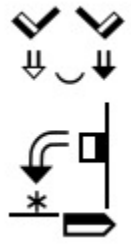
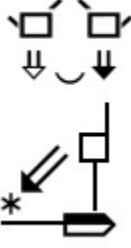

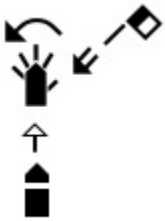
# American Sign Language Dictionary

Spoken Word	SignWriting
to grate food	<p>The sign is composed of four parts: a circle with two parallel diagonal lines inside; a hand icon with a wavy line and three asterisks below it; a circle with two horizontal lines inside; and a hand icon with two downward-pointing arrows and a small circle to its left.</p>
to have nothing	<p>The sign consists of a circle with dashed lines radiating from its top and bottom, and a hand icon with an upward-pointing arrow below it.</p>
To make payments	<p>The sign features a hand icon with a jagged, sawtooth-like line extending from it, and a small circle with a dot inside to the right.</p>
to polish finger nails	<p>The sign shows a hand icon with a small square above it, and another hand icon with a wavy line extending from it.</p>
to scrape	<p>The sign includes a hand icon with a small square above it, a hand icon with two downward-pointing arrows, and two small circles with dots inside below the arrows.</p>
to shower	<p>The sign consists of a circle and a hand icon with a diagonal line and an arrow pointing towards it.</p>
to spray hair	<p>The sign features a circle with dashed lines radiating from its top, a hand icon with a small square above it, and a hand icon with two downward-pointing arrows below it.</p>







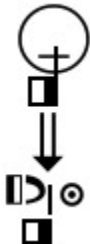

# American Sign Language Dictionary

Spoken Word	SignWriting
toad	
toast	
toast	
toast	
tobacco	
tobacco	
today	
today	
today	









# American Sign Language Dictionary

Spoken Word	SignWriting
today	
today	
today	
today	
Today the weather is sunny	
Today the weather is sunny	
Today the weather is sunny.	
toes	

# American Sign Language Dictionary

Spoken Word	SignWriting
together	
together	
toilet	
toilet	
tomato	
tomato	
tomato	
tomorrow	

# American Sign Language Dictionary





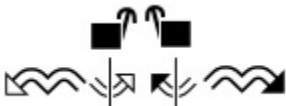
Spoken Word	SignWriting
tomorrow	
tomorrow	
tomorrow	
tomorrow	
tongues	
tonight	
tonsils	
too	

# American Sign Language Dictionary








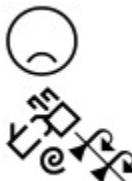
Spoken Word	SignWriting
too bad	
too-late	
tool	
toolbox	
toople	
toothache	
toothbrush	
toothbrush	
toothpaste	



# American Sign Language Dictionary

Spoken Word	SignWriting
top	
top	
top - upper part	
topic-pity-me	
Torah	

# American Sign Language Dictionary

Spoken Word	SignWriting
Tornado	
Tornado	
tortilla	
tortoise	
tortoise	
tortoise	
toss-and-turn	
toss-and-turn	


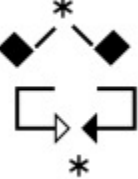
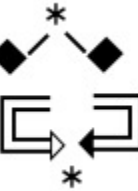
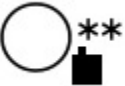



# American Sign Language Dictionary

Spoken Word	SignWriting
total-horizontal	
touch	
touch	*
touch	
touch-heart	
touch-heart-2	
touch-palm	
touch-you	
touchdown	
tough	


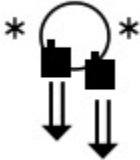


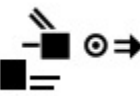
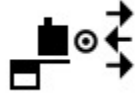

# American Sign Language Dictionary

Spoken Word	SignWriting
tough	The sign for 'tough' is written with three strokes: a square, a circle, and a downward-pointing arrow.
tournament	The sign for 'tournament' is written with two strokes: a square and a downward-pointing arrow.
tournament	The sign for 'tournament' is written with two strokes: a square and a downward-pointing arrow.
towel	The sign for 'towel' is written with two strokes: a square and a downward-pointing arrow.
tower	The sign for 'tower' is written with two strokes: a square and a downward-pointing arrow.
tower	The sign for 'tower' is written with two strokes: a square and a downward-pointing arrow.
townhouse	The sign for 'townhouse' is written with two strokes: a square and a downward-pointing arrow.
toy	The sign for 'toy' is written with two strokes: a square and a downward-pointing arrow.
toy	The sign for 'toy' is written with two strokes: a square and a downward-pointing arrow.








# American Sign Language Dictionary

Spoken Word	SignWriting
trace - drawing	
trace-rectangle	
trace-rectangle	
Tracy	
tradition	
traffic	
Traffic	




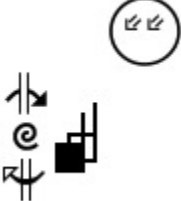



# American Sign Language Dictionary

Spoken Word	SignWriting
traffic light	
tragedy	
trailer	
train	
train gone	
training	
training	

# American Sign Language Dictionary

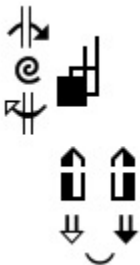
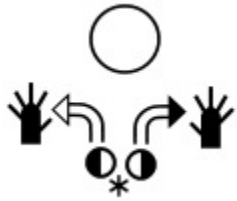
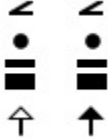





Spoken Word	SignWriting
trample-creature	
transfer	
transfer	
transfer	
transform	
Transgendered	
translate	

# American Sign Language Dictionary

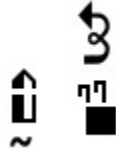

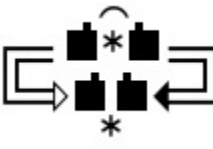


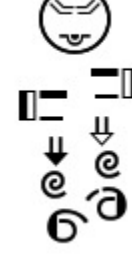

Spoken Word	SignWriting
translate	
translate	
translate	
translate	
translate	
translate	
translated and written in American Sign Language	
translation	



# American Sign Language Dictionary

Spoken Word	SignWriting
translator	
transparency	
trap	
trash	
trash	
trash	
travel	
travel	

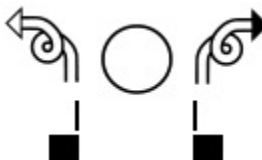







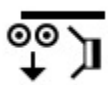
# American Sign Language Dictionary

Spoken Word	SignWriting
travel-road	
traveler	
tray	
tray	
tread-on-snake	
treason	
tree	

# American Sign Language Dictionary

Spoken Word	SignWriting
tree	
tree	
trespass	
Trey	
triangle	
tribe	
trigonometry	
Trinity	
trip	






# American Sign Language Dictionary

Spoken Word	SignWriting
triumph	
trivial	
trolley	
trophy	
trouble	
troubles	
truck	
truck	
truck	

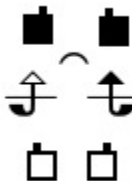







# American Sign Language Dictionary

Spoken Word	SignWriting
true biz	The sign 'true biz' is represented by a circle with a vertical line extending downwards from its center. At the end of this line is a small square. Below the square is a downward-pointing arrow. To the left of the arrow is a small square with a diagonal line. To the right of the arrow is a hash symbol (#).
truly	The sign 'truly' is represented by a circle with a vertical line extending downwards from its center. At the end of this line is a small circle. To the right of the main circle is an upward-pointing arrow.
Trump	The sign 'Trump' is represented by a vertical sequence of symbols: a solid black square, a square with a diagonal line, a solid black square, a square with a horizontal line, a solid black square, a square with a diagonal line, and a solid black diamond.
Trump	The sign 'Trump' is represented by a vertical sequence of symbols: a house icon, a square with a horizontal line, a square with a diagonal line, a circle, and a square with a diagonal line.
trust	The sign 'trust' is represented by a vertical sequence of symbols: a square with a diagonal line, an upward-pointing arrow, a circle with a house icon, and a square with a diagonal line.
trust	The sign 'trust' is represented by a vertical sequence of symbols: a circle, a square with a diagonal line, an upward-pointing arrow, and a square with a diagonal line.




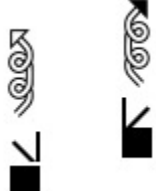


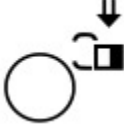
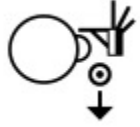

# American Sign Language Dictionary

Spoken Word	SignWriting
trust (yes)	 The SignWriting for 'trust (yes)' consists of a circle containing two upward-pointing arrows, with two downward-pointing arrows above it. To the right of this circle is a vertical sequence of three symbols: a diamond with a downward arrow, an upward-pointing arrow, and a diamond with a downward arrow.
truth	 The SignWriting for 'truth' features a circle with two horizontal lines inside. Below it is a sequence of three symbols: a diamond with a downward arrow, a circle with a dot inside, and a diamond with a downward arrow.
truth	 The SignWriting for 'truth' is identical to the previous entry, showing a circle with two horizontal lines and a sequence of three symbols below it.
truth	 The SignWriting for 'truth' shows a circle with a dot inside, with an upward-pointing arrow above it. Below this is a sequence of three symbols: a diamond with a downward arrow, a circle with a dot inside, and a diamond with a downward arrow.
truth	 The SignWriting for 'truth' is identical to the previous entry, showing a circle with a dot inside and a sequence of three symbols below it.

# American Sign Language Dictionary






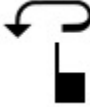

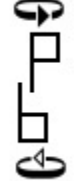
Spoken Word	SignWriting
try	
try	
try	
try	
try	
TTY	
tucano	
Tucson	

# American Sign Language Dictionary


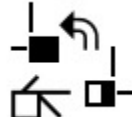


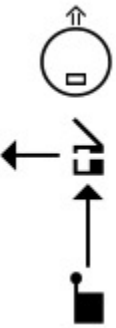
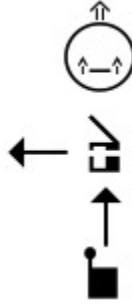
Spoken Word	SignWriting
Tucson	
Tuesday	
Tuesday	
tumble	
tummy	
tundra	
Tunisia	
Tunisia	
turantula	



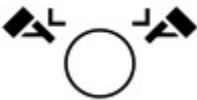







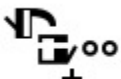
# American Sign Language Dictionary

Spoken Word	SignWriting
turkey	 The sign for 'turkey' is represented by a circle with a small square on its right side. From the square, a line extends to the right, ending in a hand symbol with fingers spread.
Turkey	 The sign for 'Turkey' is represented by a circle with a small square on its right side. From the square, a line extends to the right, ending in a hand symbol with fingers spread. Above the circle is a small square with a line extending to the right, ending in a hand symbol with fingers spread.
Turkey	 The sign for 'Turkey' is represented by a circle with a small square on its right side. From the square, a line extends to the right, ending in a hand symbol with fingers spread. Above the circle is a small square with a line extending to the right, ending in a hand symbol with fingers spread.
Turkish	 The sign for 'Turkish' is represented by a circle with a small square on its right side. From the square, a line extends to the right, ending in a hand symbol with fingers spread. Above the circle is a small square with a line extending to the right, ending in a hand symbol with fingers spread.
turn	 The sign for 'turn' is represented by a circle with a small square on its right side. From the square, a line extends to the right, ending in a hand symbol with fingers spread. Above the circle is a small square with a line extending to the right, ending in a hand symbol with fingers spread.
turn	 The sign for 'turn' is represented by a circle with a small square on its right side. From the square, a line extends to the right, ending in a hand symbol with fingers spread. Above the circle is a small square with a line extending to the right, ending in a hand symbol with fingers spread.
turn	 The sign for 'turn' is represented by a circle with a small square on its right side. From the square, a line extends to the right, ending in a hand symbol with fingers spread. Above the circle is a small square with a line extending to the right, ending in a hand symbol with fingers spread.
turn around	 The sign for 'turn around' is represented by a circle with a small square on its right side. From the square, a line extends to the right, ending in a hand symbol with fingers spread. Above the circle is a small square with a line extending to the right, ending in a hand symbol with fingers spread.







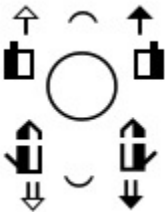



# American Sign Language Dictionary

Spoken Word	SignWriting
turn around	
turn for first	
turn for second	
turn left close distance	
turn left far distance	
turn left medium distance	



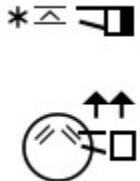





# American Sign Language Dictionary

Spoken Word	SignWriting
turn off light	
turn off light	
turn off voice	
turn on light	
turn on light	
turn-doorknob	
turtle	
turtle	
turtle	










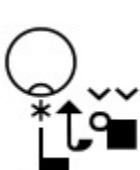
# American Sign Language Dictionary

Spoken Word	SignWriting
turtle	
turtle	
turtle	
turtle	
turtleneck sweater	
tusk	
tutor	
TV	
TV	
TV	

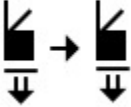


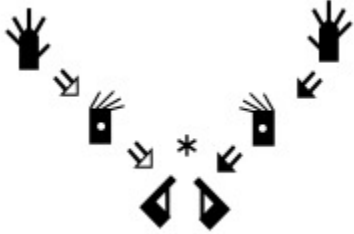
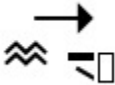

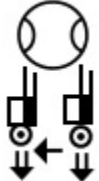

# American Sign Language Dictionary

Spoken Word	SignWriting
tv	
tv repairman	
tweezers	
twelve	
twelve	
twelve o'clock	
twelve years old	
twenty	


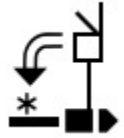



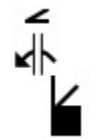

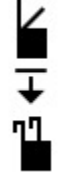

# American Sign Language Dictionary

Spoken Word	SignWriting
twenty	
twenty eight	
twenty five cents	
twenty five cents	
twenty five years old	
twenty four	
twenty nine	
twenty seven	
twenty six	
twenty years old	

# American Sign Language Dictionary


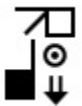

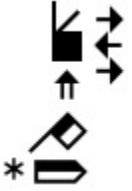




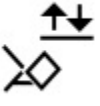
Spoken Word	Sign Writing
twenty-two	
twice	
twilight	
twilight	
twinkle	
twins	
twins	
twins	

# American Sign Language Dictionary







Spoken Word	SignWriting
twist	
two days	
two days ago	
two days ago	
two days ago	
two dollars	
two hours	
two hundred	
two minutes	










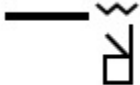

# American Sign Language Dictionary

Spoken Word	SignWriting
two months	
two months	
two more	
two o'clock	
two o'clock	
two of them	
two of them	
two of us	
two of us	

# American Sign Language Dictionary

Spoken Word	SignWriting
two of us	
two of us	
two of us (left hand)	
two of us (right hand)	
two of you	
two of you	







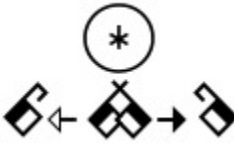
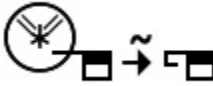

# American Sign Language Dictionary

Spoken Word	SignWriting
two people meet (2)	 The sign is composed of two small squares at the top, representing two people. Below them is a horizontal line with an arrow pointing right, a star, and an arrow pointing left, indicating a meeting or interaction.
two people together	 The sign features two stylized hands or figures positioned side-by-side, with a horizontal line below them, suggesting a shared or joint action.
two weeks	 The sign shows a hand with a small circle above it, and an arrow pointing upwards and to the right, indicating a duration or time period.
two weeks ago	 The sign depicts a hand with a small circle above it, and a curved arrow pointing downwards and to the right, indicating a past time period.
two weeks ago	 The sign includes a circle with an upward arrow above it, and a hand with a small circle above it, and a curved arrow pointing downwards and to the right, indicating a past time period.
two weeks future	 The sign shows a hand with a small circle above it, and an arrow pointing upwards and to the right, indicating a future time period.
two years ago	 The sign features a hand with a small circle above it, and a curved arrow pointing downwards and to the right, indicating a past time period.
two years ago	 The sign includes a hand with a small circle above it, and a curved arrow pointing downwards and to the right, indicating a past time period.
two years ago	 The sign shows a hand with a small circle above it, and a curved arrow pointing downwards and to the right, indicating a past time period.

# American Sign Language Dictionary

Spoken Word	SignWriting
two years ago	
two years old	
two-of-you	
two-of-you	
two-of-you	
type	
type	
type	


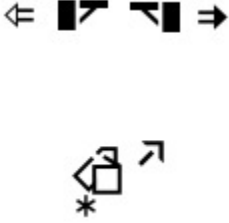
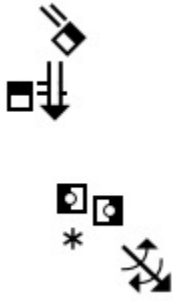


# American Sign Language Dictionary

Spoken Word	SignWriting
type-signs	
type-words	
typing	
U	
U-receptive	
ugh	
ugly	
ugly	
ugly	

# American Sign Language Dictionary

Spoken Word	SignWriting
um	The sign for 'um' is represented by a circle containing two upward-pointing arrows, with two more upward-pointing arrows above the circle. Below the circle are two hand icons, each with a vertical line and a small arrow pointing to the right.
Umbanda	The sign for 'Umbanda' is represented by a central circle with three wavy lines inside. Above the circle is a hand icon with a vertical line and a small arrow pointing to the right. Below the circle are two hand icons, each with a vertical line and a small arrow pointing to the right.
umbrella	The sign for 'umbrella' is represented by a hand icon with a vertical line and a small arrow pointing to the right, with a small upward-pointing arrow above it.
umbrella	The sign for 'umbrella' is represented by a hand icon with a vertical line and a small arrow pointing to the right, with a small upward-pointing arrow above it.
ummm	The sign for 'ummm' is represented by a diamond shape, a hand icon with a vertical line and a small arrow pointing to the right, and a small upward-pointing arrow above the hand icon.
umpire	The sign for 'umpire' is represented by a hand icon with a vertical line and a small arrow pointing to the right, with a small upward-pointing arrow above it.

# American Sign Language Dictionary

Spoken Word	SignWriting
unaccustomed	
unaided	
unavoidable	
unaware	
unbalance	

# American Sign Language Dictionary

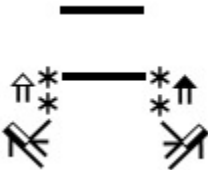


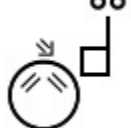

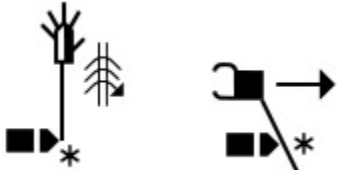


Spoken Word	SignWriting
unbeievable	<p>The sign for 'unbeievable' is composed of three parts: a circle with a small square below it and an upward arrow, a circle with a small square below it and a downward arrow, and a circle with a small square below it and a downward arrow.</p>
uncertain	<p>The sign for 'uncertain' is composed of two parts: a circle with a small square below it and an upward arrow, and a circle with a small square below it and an upward arrow.</p>
uncle	<p>The sign for 'uncle' is composed of a circle with a small square below it and a downward arrow.</p>
uncle	<p>The sign for 'uncle' is composed of a circle with a small square below it and a downward arrow.</p>
uncle	<p>The sign for 'uncle' is composed of a circle with a small square below it and a downward arrow.</p>
unclean	<p>The sign for 'unclean' is composed of two parts: a circle with a small square below it and an upward arrow, and a circle with a small square below it and a downward arrow.</p>






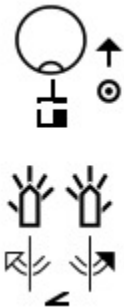

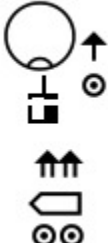
# American Sign Language Dictionary

Spoken Word	SignWriting
unconcerned	
unconscious	
unconstitutional	
undependable	
under	
underclothes	










# American Sign Language Dictionary

Spoken Word	SignWriting
underpants	
understand	
understand	
understand that	
understand?	
understory	
underwear	
underwear	




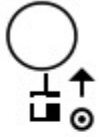





# American Sign Language Dictionary

Spoken Word	Sign Writing
underwear	
uneasy	
unemployed	
unfinished	
unfortunately	
unhappy	

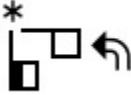
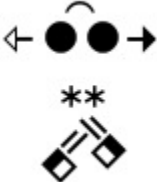


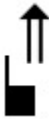
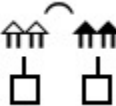



# American Sign Language Dictionary

Spoken Word	SignWriting
UNIFAL-MG	
unite	
unite	
united	
United States	
unity	
Unity	
universe	
Universita`	
university	

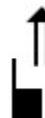
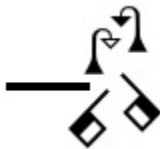
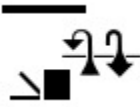
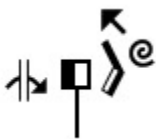
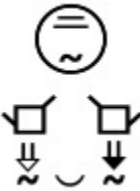


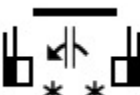

# American Sign Language Dictionary

Spoken Word	SignWriting
university	
university	
unknown	
unreliable	 
unshaven	
unskilled	
unskilled	
until	


# American Sign Language Dictionary

Spoken Word	SignWriting
until	
untitled	
unusual	
unwanted	
up	
up	
up	
up left hand	
up there	

# American Sign Language Dictionary

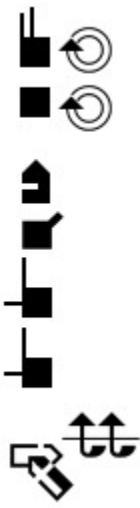
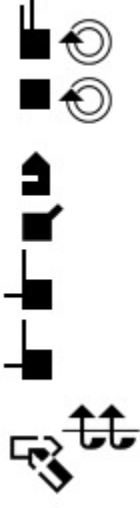
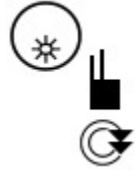

Spoken Word	SignWriting
up-right hand	
up-until-now	
upset	
uranus	
urgent	
us	
us - left hand	
us - right hand	
USA	

# American Sign Language Dictionary

Spoken Word	SignWriting
USA	








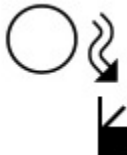




# American Sign Language Dictionary

Spoken Word	SignWriting
USBillofRights	 The sign for 'US Billof Rights' is written in a vertical sequence. It begins with a square base, followed by two identical circular arrows pointing right. This is followed by a house-shaped hand, then a square with a diagonal line, then a square with a horizontal line, and another square with a horizontal line. The sequence ends with a square containing a right-pointing arrow and a double upward arrow.
USBillofRights	 This sign is identical to the one in the row above, representing 'US Billof Rights'.
use	 The sign for 'use' consists of a circle with a sun-like symbol inside, followed by a square with a vertical line, and a circular arrow pointing right.
use	 This sign is identical to the one in the row above, representing 'use'.






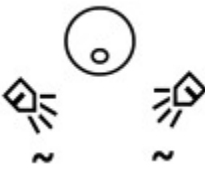

# American Sign Language Dictionary

Spoken Word	SignWriting
use	
use	
use	
use	
use	
use up	
Utah	
Utah	
Utah	




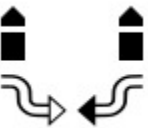



# American Sign Language Dictionary

Spoken Word	SignWriting
Utah	
utilize	
ututututut	
V	
v neck	
V sign name	
V-Receptive	
vacant	
vacant	
vacation	

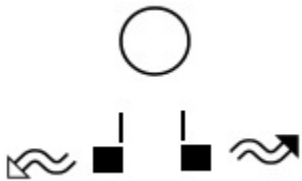






# American Sign Language Dictionary

Spoken Word	SignWriting
vacation	
vacuum	
vacuum	
vagina	
vague	
vain	
Val	

# American Sign Language Dictionary

Spoken Word	SignWriting
Valerie	 A vertical sequence of signs: a hand with index finger pointing up, a hand with index finger pointing down, a hand with index finger pointing up, a hand with index finger pointing down, a hand with index finger pointing up, and a hand with index finger pointing down.
Valerie	 A vertical sequence of signs: a smiling face, a hand with index finger pointing down, a hand with index finger pointing down, and a hand with index finger pointing down.
Valerie Sutton	 A vertical sequence of signs: a hand with index finger pointing down, a hand with index finger pointing down, and a hand with index finger pointing down.
valley	 Two vertical signs: a hand with index finger pointing up, and a hand with index finger pointing down.
vampire	 A vertical sequence of signs: a hand with index finger pointing up, a hand with index finger pointing down, and a hand with index finger pointing down.
vanilla	 A vertical sequence of signs: a hand with index finger pointing up, a hand with index finger pointing down, and a hand with index finger pointing down.
vanilla	 A vertical sequence of signs: a hand with index finger pointing up, a hand with index finger pointing down, and a hand with index finger pointing down.


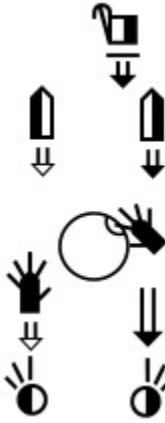





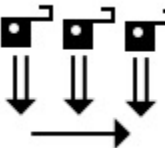
# American Sign Language Dictionary

Spoken Word	Sign Writing
variable	
various	
various	
vegetable	
vegetable	
vegetable	
vehicle	

# American Sign Language Dictionary


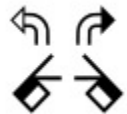

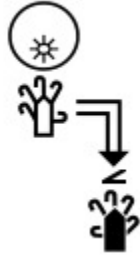



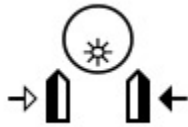
Spoken Word	SignWriting
vehicle driving forward on curved road	
vehicle goes over cliff screaming	
venison	
venus	
Vera Thomas	
verb	
verb	

# American Sign Language Dictionary


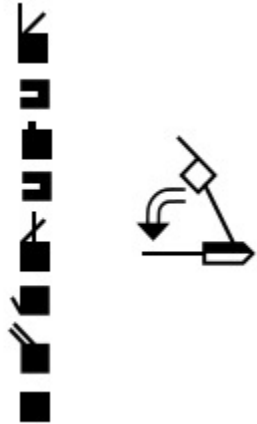





Spoken Word	SignWriting
verbal fight	
verdict	
Vermont	
Vermont	
Vermont	
verse	
verse	
vertical columns	




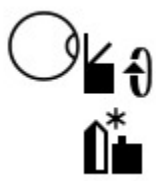
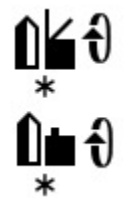




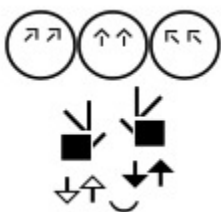
# American Sign Language Dictionary

Spoken Word	SignWriting
vertically striped shirt	
very	
very distant future	
very hot	
very important	
very recently	
very short hair	
very small	





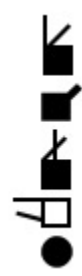
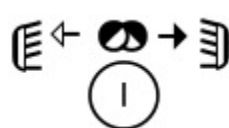



# American Sign Language Dictionary

Spoken Word	SignWriting
Vessel	
Veteran's Day	
vice president	
video	
video games	
video phone	
videophone	

# American Sign Language Dictionary

Spoken Word	Sign Writing
videophone	
videotape	
videotape	
Vietnam	
Vietnam	
Vietnamese	
view	
vigilant	

# American Sign Language Dictionary

Spoken Word	SignWriting
village	
virgin	
Virginia	
Virginia	
Virgo	
vision	
visit	
visit (v)	
visit (v) I visit you	










# American Sign Language Dictionary

Spoken Word	SignWriting
visit (v) you visit me	The sign is composed of two parts. The first part shows a hand with fingers spread, palm facing left, with a downward arrow and a curved arrow indicating a downward and then upward movement. The second part shows a hand with fingers spread, palm facing right, with a downward arrow and a curved arrow indicating a downward and then upward movement.
visual	The sign is composed of a central circle with two asterisks on either side. Above the circle are four arrows: two pointing down and two pointing up. Below the circle are two small squares.
visualize	The sign is composed of a central circle with a small square to its right. Above the circle is a small asterisk. A curved arrow points from the circle up and to the right.
Vlog	The sign is composed of two parts. The first part shows a hand with fingers spread, palm facing left, with a downward arrow and a curved arrow indicating a downward and then upward movement. The second part shows a hand with fingers spread, palm facing right, with a downward arrow and a curved arrow indicating a downward and then upward movement.
vlog	The sign is composed of two parts. The first part shows a hand with fingers spread, palm facing left, with a downward arrow and a curved arrow indicating a downward and then upward movement. The second part shows a hand with fingers spread, palm facing right, with a downward arrow and a curved arrow indicating a downward and then upward movement.
VOCABULARY	The sign is composed of a hand with fingers spread, palm facing left, with a downward arrow and a curved arrow indicating a downward and then upward movement. Above the hand are two asterisks.
vocabulary	The sign is composed of a hand with fingers spread, palm facing left, with a downward arrow and a curved arrow indicating a downward and then upward movement. Above the hand are two asterisks.
vocabulary	The sign is composed of a hand with fingers spread, palm facing left, with a downward arrow and a curved arrow indicating a downward and then upward movement. Above the hand are two asterisks.
vocabulary	The sign is composed of a hand with fingers spread, palm facing left, with a downward arrow and a curved arrow indicating a downward and then upward movement. Above the hand are two asterisks.





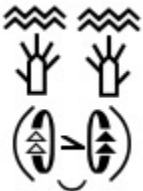
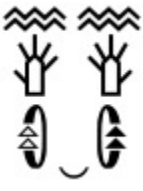


# American Sign Language Dictionary

Spoken Word	SignWriting
voice	
voice	
voices in the head	
void	
volcano	
volleyball	
volunteer	

# American Sign Language Dictionary



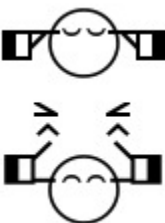
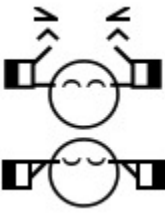


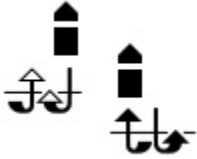

Spoken Word	SignWriting
vomit	
vomit	
vote	
VOW	
VRS	
W	
W	
W-receptive	
waddle	

# American Sign Language Dictionary

Spoken Word	SignWriting
wager	
wait	
wait	
wait	
wait long time	
wait over time	
waiter	
waiter	



# American Sign Language Dictionary

Spoken Word	SignWriting
waive	
wake up	
wake up	
wake up	
wake up	
Wales	
walk	
walk	


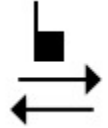

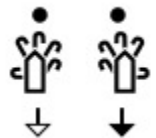



# American Sign Language Dictionary

Spoken Word	SignWriting
walk	
walk	
walk	
walk	
walk backwards	
walk into a wall twice	
walk like a drunk forward	

# American Sign Language Dictionary

Spoken Word	SignWriting
walk up a hill together	
walk up to me	
wall	
wall	
wallet	
wallet	
walrus	
wander	

# American Sign Language Dictionary

Spoken Word	SignWriting
wander	
Wander	
wander left	
want	
want	
want	
want? yes-no question	

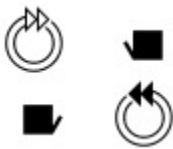


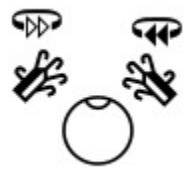



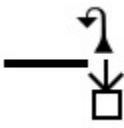
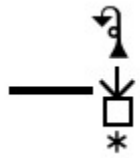
# American Sign Language Dictionary

Spoken Word	SignWriting
want? yes-no question	
war	
war	
war	
war	
war	
war	
warm	
warm	

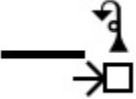
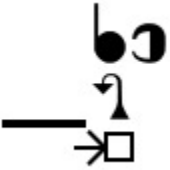

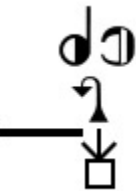
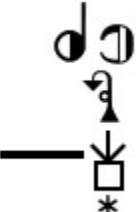

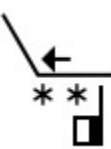
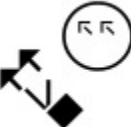
# American Sign Language Dictionary

Spoken Word	SignWriting
warm	
warm	
warm	
warm	
warn	
was	
wash	
wash	
wash	
wash	

# American Sign Language Dictionary




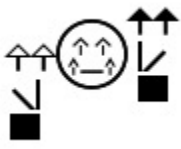





Spoken Word	Sign Writing
wash car or object	
wash face	
wash hair	
wash hair	
washer	
washing machine	
washing machine	
Washington	
Washington	

# American Sign Language Dictionary



Spoken Word	SignWriting
Washington	
Washington DC	
Washington DC	
Washington DC	
Washinton DC	
waste	
wastebasket	
watch	





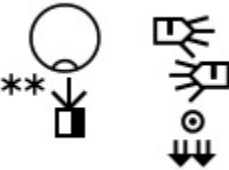
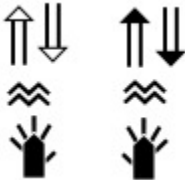


# American Sign Language Dictionary

Spoken Word	SignWriting
watch	
watch	
watch	
watch	
watch	
watch	
watch	
watch	
watch	







# American Sign Language Dictionary

Spoken Word	SignWriting
water	
water	




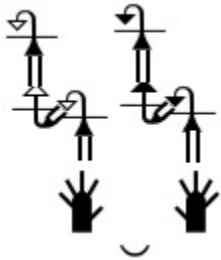


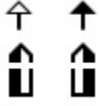

# American Sign Language Dictionary

Spoken Word	SignWriting
water	
water	
water flow	
water moving	
water moving faster	
water polo	


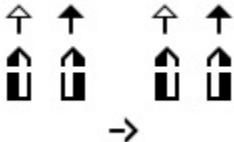





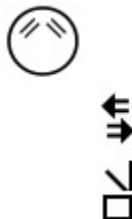
# American Sign Language Dictionary

Spoken Word	Sign Writing
water surrounds	
water-deepens	
watermelon	
watershed	
wave	
wave	










# American Sign Language Dictionary

Spoken Word	SignWriting
wave	
waves	
waves	
waves big	
waves big	
waves big	
way	
way left	

# American Sign Language Dictionary

Spoken Word	SignWriting
way right	
ways	
We	
We	
we	
we	
we	
we - left hand	
We two	
We two	

# American Sign Language Dictionary

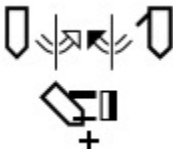
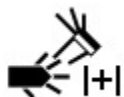
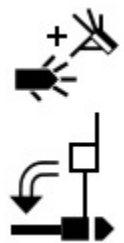


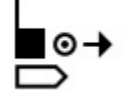

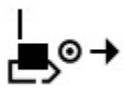
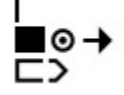
Spoken Word	SignWriting
weak	
weak-mind	
wealthy	
wealthy	
wean	
wear	
weary	
weather	
weather	

# American Sign Language Dictionary

Spoken Word	SignWriting
weather	
weatherman	
weave	
web	
web page	
Wedding	
wedding	
wedding	
wedding	





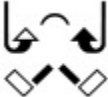


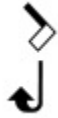




# American Sign Language Dictionary

Spoken Word	SignWriting
wedding	 The sign for 'wedding' is composed of two parts. The top part shows two hands with fingers spread, palms facing each other, with a vertical line between them. The bottom part shows a hand with the index finger pointing up and the thumb pointing down, with a plus sign below it.
wedding	 The sign for 'wedding' is composed of two parts. The top part shows a hand with the index finger pointing up and the thumb pointing down, with a plus sign below it. The bottom part shows a hand with the index finger pointing up and the thumb pointing down, with a plus sign below it.
wedding day	 The sign for 'wedding day' is composed of two parts. The top part shows a hand with the index finger pointing up and the thumb pointing down, with a plus sign below it. The bottom part shows a hand with the index finger pointing up and the thumb pointing down, with a plus sign below it.
Wednesday	 The sign for 'Wednesday' is composed of two parts. The top part shows a hand with the index finger pointing up and the thumb pointing down, with a plus sign below it. The bottom part shows a hand with the index finger pointing up and the thumb pointing down, with a plus sign below it.
Wednesday	 The sign for 'Wednesday' is composed of two parts. The top part shows a hand with the index finger pointing up and the thumb pointing down, with a plus sign below it. The bottom part shows a hand with the index finger pointing up and the thumb pointing down, with a plus sign below it.
Week	 The sign for 'Week' is composed of two parts. The top part shows a hand with the index finger pointing up and the thumb pointing down, with a plus sign below it. The bottom part shows a hand with the index finger pointing up and the thumb pointing down, with a plus sign below it.
week	 The sign for 'week' is composed of two parts. The top part shows a hand with the index finger pointing up and the thumb pointing down, with a plus sign below it. The bottom part shows a hand with the index finger pointing up and the thumb pointing down, with a plus sign below it.
week	 The sign for 'week' is composed of two parts. The top part shows a hand with the index finger pointing up and the thumb pointing down, with a plus sign below it. The bottom part shows a hand with the index finger pointing up and the thumb pointing down, with a plus sign below it.
week	 The sign for 'week' is composed of two parts. The top part shows a hand with the index finger pointing up and the thumb pointing down, with a plus sign below it. The bottom part shows a hand with the index finger pointing up and the thumb pointing down, with a plus sign below it.



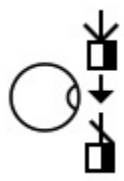

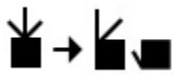
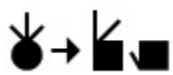
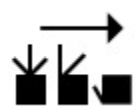
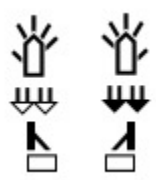

# American Sign Language Dictionary

Spoken Word	SignWriting
week	
weekend	
weekend	
weekly	
weekly	
weight	
weight	
weight lifting	
weird	
weird	




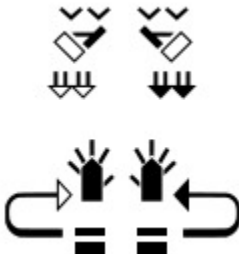


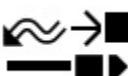


# American Sign Language Dictionary

Spoken Word	SignWriting
welcome	
welcome	
welcome	
welcome	
welcome	
welcome	
welcome	
welcome (person left)	
welcome (person right)	
weld	

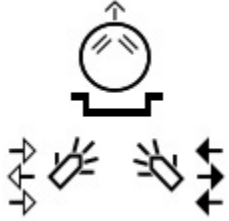

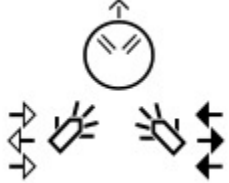


# American Sign Language Dictionary

Spoken Word	SignWriting
welfare	
Welsh	
were	
west	
West Virginia	
West Virginia	
West-Virginia	
wet	
wet	

# American Sign Language Dictionary

Spoken Word	SignWriting
wet	
wet	
wet	
wetland	
WH ? NMS	
Wh facial expression	
whale	
whale	
what	

# American Sign Language Dictionary

Spoken Word	SignWriting
what	 The SignWriting symbol for 'what' consists of a circle with two diagonal lines inside, an upward arrow above it, and a bracket below it. Below the bracket are two hand icons: the left hand has three arrows pointing left, and the right hand has two arrows pointing right.
what	 The SignWriting symbol for 'what' consists of a circle with two diagonal lines inside, an upward arrow above it, and a bracket below it. Below the bracket are two hand icons: the left hand has two arrows pointing left, and the right hand has two arrows pointing right.
what	 The SignWriting symbol for 'what' consists of a circle with two diagonal lines inside, an upward arrow above it, and a bracket below it. Below the bracket are two hand icons: the left hand has three arrows pointing left, and the right hand has two arrows pointing right.
what	 The SignWriting symbol for 'what' consists of a circle with two diagonal lines inside, an upward arrow above it, and a bracket below it. Below the bracket are two hand icons: the left hand has two arrows pointing left, and the right hand has two arrows pointing right. Below the hand icons is a small curved line.
what	 The SignWriting symbol for 'what' consists of a circle with two diagonal lines inside, an upward arrow above it, and a bracket below it. Below the bracket are two hand icons: the left hand has two arrows pointing left, and the right hand has two arrows pointing right. Below the hand icons is a small curved line.

# American Sign Language Dictionary









Spoken Word	SignWriting
what	
what	
what	
what	
what	
what - left hand	
What for?	
What is your name?	

# American Sign Language Dictionary

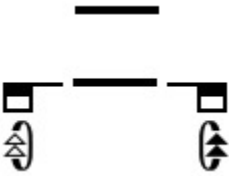




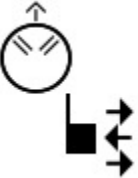
Spoken Word	SignWriting
What is your name?	
what kind?	The sign is composed of a circle with two short horizontal lines inside, a vertical line, a square, and a small asterisk.
What year?	The sign is composed of a circle with two short horizontal lines inside, a hand with fingers spread, a square, and a hand with fingers spread.
what's happening?	The sign is composed of a circle with two short horizontal lines inside, a hand with fingers spread, a square, and a hand with fingers spread.
what's happening?	The sign is composed of a circle with two short horizontal lines inside, a hand with fingers spread, a square, and a hand with fingers spread.
what's the matter	The sign is composed of a circle with two short horizontal lines inside, a square, and a hand with fingers spread.
what's up	The sign is composed of a hand with fingers spread, a square, and a hand with fingers spread.



# American Sign Language Dictionary

Spoken Word	SignWriting
what's wrong?	
What's wrong?	
what's-up	
what-do	
what-do?	
what-for	
Wheel	
wheel	









# American Sign Language Dictionary

Spoken Word	SignWriting
wheelchair	
when	
when	
when	
when	
When	
When	
When	
when - left hand primary	
where	









# American Sign Language Dictionary

Spoken Word	SignWriting
where	
where	
where - left hand	
Where is my dictionary?	
whew	
which	
which	
Which	
which	




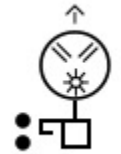



# American Sign Language Dictionary

Spoken Word	SignWriting
whipping	
whiskey	
whiskey	
whiskey	
whisper	
whispering	
whistle	
white	








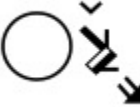


# American Sign Language Dictionary

Spoken Word	SignWriting
white	
white	
white	
white	
who	
who	
who	
who	
who	








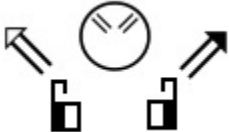

# American Sign Language Dictionary

Spoken Word	SignWriting
who	
who	
who	
who	
who	
who - left hand	
Who's there?	
Who's there?	
whoever	

# American Sign Language Dictionary

Spoken Word	SignWriting
whom	
whore	
why	
why	
why	
why	
why	
why	
why	
why	

# American Sign Language Dictionary

Spoken Word	SignWriting
why	
why - left hand	
why - right hand	
why-not	
why-not	
why-not	
Wicca	
wicked	
wide	



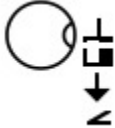



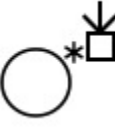



# American Sign Language Dictionary

Spoken Word	SignWriting
wide horizontally striped shirt	The sign is composed of a diamond shape on the left and a vertical line on the right. The vertical line has three horizontal arrows pointing to the right, representing stripes.
widow	The sign features a circle on the left with a small asterisk below it. To the right is a vertical line with a small circle at the top and a small circle at the bottom, with a small circle in between.
WIERD	The sign consists of a circle on the left and a vertical line on the right. The vertical line has a small circle at the top, a small circle in the middle, and a small circle at the bottom, with a small circle in between.
wife	The sign features a circle on the left with a small circle below it. To the right is a vertical line with a small circle at the top and a small circle at the bottom, with a small circle in between.
wife	The sign features a circle on the left with a small circle below it. To the right is a vertical line with a small circle at the top and a small circle at the bottom, with a small circle in between.
wife	The sign features a circle on the left with a small circle below it. To the right is a vertical line with a small circle at the top and a small circle at the bottom, with a small circle in between.
Wife	The sign features a circle on the left with a small circle below it. To the right is a vertical line with a small circle at the top and a small circle at the bottom, with a small circle in between.

# American Sign Language Dictionary

Spoken Word	SignWriting
wiggle nose	The sign is represented by a circle with a vertical line through its center. To the left of the circle are three wavy vertical lines, and to the right is a small square.
Wikipedia	The sign is represented by a circle with a vertical line through its center. To the left of the circle are three wavy vertical lines, and to the right is a small square.
wild	The sign is represented by a circle with a vertical line through its center. To the left of the circle are three wavy vertical lines, and to the right is a small square.
will	The sign is represented by a circle with a vertical line through its center. To the left of the circle are three wavy vertical lines, and to the right is a small square.
will	The sign is represented by a circle with a vertical line through its center. To the left of the circle are three wavy vertical lines, and to the right is a small square.
will	The sign is represented by a circle with a vertical line through its center. To the left of the circle are three wavy vertical lines, and to the right is a small square.

# American Sign Language Dictionary

Spoken Word	SignWriting
will not	
William Willard	
William Willard	
willing	
Willy	
win	
win	
win	




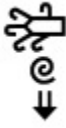
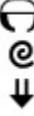

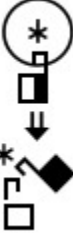
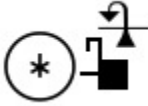

# American Sign Language Dictionary

Spoken Word	SignWriting
wind	
wind	
wind up	
wind-up	
winding path	
window	
window	
window	

# American Sign Language Dictionary

Spoken Word	SignWriting
window	
Window CL	
wine	
wink	
winter	
winter	
Wisconsin	
Wisconsin	
wisdom	
wisdom	

# American Sign Language Dictionary

Spoken Word	SignWriting
wisdom	
wise	
wise	
wish	
wish	
witch	
witch	
witch	
witch	

# American Sign Language Dictionary








Spoken Word	SignWriting
Witch	
with	
with	
with	
with	
with someone	
withdraw money ATM	
within	
within	
within	

# American Sign Language Dictionary






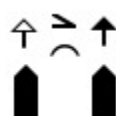

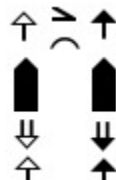
Spoken Word	SignWriting
without	
witness	
wizard	
wobble	
wolf	
wolf	
wolf	
woman	












# American Sign Language Dictionary

Spoken Word	SignWriting
woman	
woman	
woman	
woman	
woman	
woman	
woman	







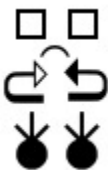

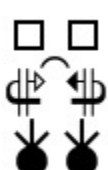
# American Sign Language Dictionary

Spoken Word	SignWriting
woman-left	
wonder	
wonder	
wonder	
wonderful	
wonderful	
wonderful	
wonderful	
wonderful	






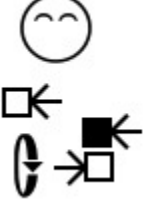

# American Sign Language Dictionary

Spoken Word	SignWriting
wonderful	
wood	
wool	
word	
Word of God	
words	
words again	
work	
work	
work	
work	

# American Sign Language Dictionary

Spoken Word	Sign Writing
work	
work	
work hard	
work out	
workaholic	
worker	
workshop	
workshop	
workshop	









# American Sign Language Dictionary

Spoken Word	Sign Writing
world	
world	
world	
world	
world	
world	
worm	








# American Sign Language Dictionary

Spoken Word	SignWriting
worn-out	The sign 'worn-out' is represented by two stacked circles. The top circle contains a horizontal line with an upward arrow on each end. The bottom circle contains a small circle with an upward arrow on each end. Below these are three sequential hand shapes: a diamond shape, a hand with a downward arrow, and a hand with a '#' symbol, a curved arrow, and a small circle.
worry	The sign 'worry' is represented by a central circle with two hands on either side, each with a curved arrow pointing towards the center. Above the central circle are two smaller circles, each with a curved arrow pointing towards the center.
worry	The sign 'worry' is represented by a central circle with two hands on either side, each with a curved arrow pointing towards the center. Above the central circle are two smaller circles, each with a curved arrow pointing towards the center.
worse	The sign 'worse' is represented by a central circle with a dot in the middle. Above the circle is a hand with a downward arrow. Below the circle are two hands, each with a curved arrow pointing towards the center. To the right of the central circle is a hand with a curved arrow pointing towards the center.

# American Sign Language Dictionary





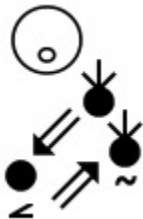

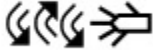

Spoken Word	SignWriting
worse	
worse	
worse	
worsen	
worship	
worship	
worship	
worthless	

# American Sign Language Dictionary

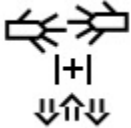








Spoken Word	Sign Writing
worthy	
WOW	
WOW	
WOW	
WOW	
WOW	
WOW	



# American Sign Language Dictionary

Spoken Word	Sign Writing
wow	
wow at face	
wow eyebrows down	
wow eyegaze down	
wow lexicalized	
wow!	
wow!	
wrench	










# American Sign Language Dictionary

Spoken Word	Sign Writing
wrestle	
wrestling	
wrist movement	
wristwatch	
write	
write	
write back and forth	
write down	
write down a board	








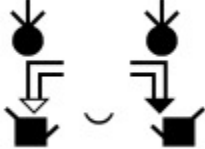

# American Sign Language Dictionary

Spoken Word	SignWriting
write down easily	A circle with a horizontal line through it, a small square with a circle inside, and a downward arrow with a small circle at its base.
write down in columns	A small rectangle, a diamond, and a series of four downward arrows.
write down in columns	A small rectangle, a diamond, and a series of four downward arrows.
write horizontally	A small rectangle, a diamond, and a series of four downward arrows.
write vertical columns	A circle with a horizontal line through it, a small square with a circle inside, and a downward arrow with a small circle at its base.
write vertical columns	A small rectangle, a diamond, and a series of four downward arrows.
write vertically	A circle with a horizontal line through it, a small square with a circle inside, and a downward arrow with a small circle at its base.
write with a flourish	A small rectangle, a diamond, and a series of four downward arrows.











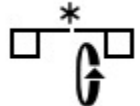
# American Sign Language Dictionary

Spoken Word	SignWriting
writing	
writing	
writing	
writing	
writing continuously	
wrong	
wrong	
wrong	
wrong	



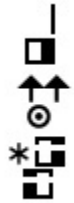





# American Sign Language Dictionary

Spoken Word	SignWriting
wrong	
wrong	
wrong continuously	
wrong suddenly	
Wyoming	
Wyoming	
Wyoming	
Wyoming	
X	

# American Sign Language Dictionary

Spoken Word	SignWriting
X	
xerox	
Y	
Y-receptive	
Y/N expression	
yard	
yarmulke	
Yaya	
year	
year	
year round	

# American Sign Language Dictionary





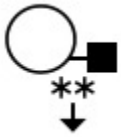



Spoken Word	SignWriting
yearbook	
yearly	
yearly	
yearly	
years	
yell	
yell	
yell	

# American Sign Language Dictionary


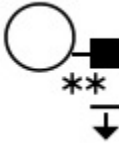



Spoken Word	SignWriting
yell	
yell	
yell	
yelling-repeatedly	
yellow	
yellow	
yellow	
yes	
yes	








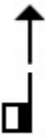
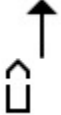

# American Sign Language Dictionary

Spoken Word	SignWriting
yes	
yes	
Yes (left hand)	
yes have	
yes it is true	
yesterday	
yesterday	
yesterday	
yesterday	





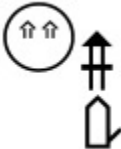



# American Sign Language Dictionary

Spoken Word	SignWriting
yesterday	
yesterday	
yet	
yield - give away	
yoga	





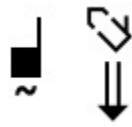
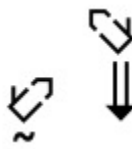


# American Sign Language Dictionary

Spoken Word	SignWriting
yoga	
yogurt	
yonder	
yonder	
Yosha	
You	
You	
you	

# American Sign Language Dictionary

Spoken Word	SignWriting
you	
you	
you	
you (above)	
you (above)	
you (in front)	
you (in front)	
you - question	






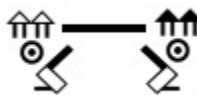
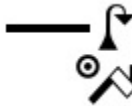
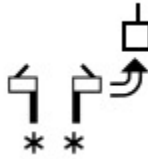

# American Sign Language Dictionary

Spoken Word	SignWriting
you - question - left	
You all (left hand)	
You are young.	
you formal	
you formal	
you formal	
you formal	
you plural (left)	
you plural (left)	









# American Sign Language Dictionary

Spoken Word	SignWriting
you plural (left)	
you plural (right)	
you plural (right)	
you plural (right)	
you plural left hand	
you show me	
you-join-us	
you-left	
you-left	
you-left	

# American Sign Language Dictionary








Spoken Word	SignWriting
you-left	
you-plural-right	
you-to-the-left (LEFT	
you-with-me	
you_all	
young	
young	
youngest	
your	

# American Sign Language Dictionary








Spoken Word	SignWriting
your (above)	 The sign is represented by a circle containing two small upward-pointing arrows and a tilde (~) below them. To the right of the circle is a vertical line with a small upward-pointing arrow at the top and a solid black rectangle at the bottom.
your (in front)	 The sign is represented by a small upward-pointing arrow above a solid black rectangle.
your (in front)	 The sign is represented by a circle containing a tilde (~). Below the circle is a small upward-pointing arrow, which is above a solid black rectangle.
your (in front)	 The sign is represented by a small upward-pointing arrow above a solid black rectangle.
your (left)	 The sign is represented by a circle containing a tilde (~). To the left of the circle is a small upward-pointing arrow. Below the circle is a solid black rectangle.
your (right)	 The sign is represented by a circle containing a tilde (~). To the right of the circle is a small upward-pointing arrow. Below the circle is a solid black rectangle.
your turn	 The sign is represented by a diamond shape with a small upward-pointing arrow above it. To the right of the diamond is a small upward-pointing arrow.
your-left-hand	 The sign is represented by a small upward-pointing arrow above a solid black rectangle.






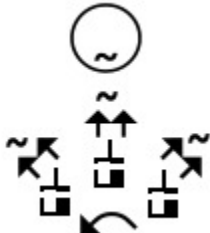



# American Sign Language Dictionary

Spoken Word	SignWriting
your-majesty	
yours (in front)	
yours (left)	
yours (left)	
yours (right)	
yours (right)	
yours plural (left)	










# American Sign Language Dictionary

Spoken Word	SignWriting
yours plural (left)	 The sign is represented by a circle containing a tilde (~) above a black hand icon. A curved arrow points from the hand icon to the left, with a tilde (~) at its tip.
yours plural (right)	 The sign is represented by a circle containing a tilde (~) above a black hand icon. A curved arrow points from the hand icon to the right, with a tilde (~) at its tip.
yours plural (right)	 The sign is represented by a circle containing a tilde (~) above three black hand icons. Each hand icon has a curved arrow pointing to the right, with a tilde (~) at the tip of each arrow.
yours-plural-left-hand	 The sign is represented by a circle containing a tilde (~) above a black hand icon. A curved arrow points from the hand icon to the left, with a tilde (~) at its tip.
yours-plural-right	 The sign is represented by a circle containing a tilde (~) above a black hand icon. A curved arrow points from the hand icon to the right, with a tilde (~) at its tip.
yours-singular	 The sign is represented by a single black hand icon with an upward-pointing arrow above it.
yourself (in front)	 The sign is represented by a circle containing a tilde (~) above a black hand icon. The hand icon has two upward-pointing arrows above it, and a small square symbol is positioned below the hand icon.






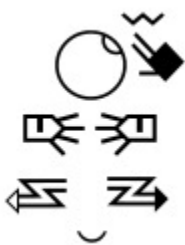



# American Sign Language Dictionary

Spoken Word	SignWriting
yourself (left)	 The sign is represented by a circle with a tilde (~) inside, positioned above a square base. From the top-left corner of the square, two arrows point upwards and to the left, each accompanied by a tilde (~).
yourself (right)	 The sign is represented by a circle with a tilde (~) inside, positioned above a square base. From the top-right corner of the square, two arrows point upwards and to the right, each accompanied by a tilde (~).
yourself - left hand	 The sign is represented by a circle with a tilde (~) inside, positioned above a square base. From the top-left corner of the square, two arrows point upwards and to the left, each accompanied by a tilde (~).
yourselves (left)	 The sign is represented by a circle with a tilde (~) inside, positioned above a square base. From the top-left corner of the square, two arrows point upwards and to the left, each accompanied by a tilde (~). From the top-right corner of the square, two arrows point upwards and to the right, each accompanied by a tilde (~).
yourselves (left)	 The sign is represented by a circle with a tilde (~) inside, positioned above a square base. From the top-left corner of the square, two arrows point upwards and to the left, each accompanied by a tilde (~).
yourselves (right and left)	 The sign is represented by a circle with a tilde (~) inside, positioned above a square base. From the top-left corner of the square, two arrows point upwards and to the left, each accompanied by a tilde (~). From the top-right corner of the square, two arrows point upwards and to the right, each accompanied by a tilde (~).
yourselves (right)	 The sign is represented by a circle with a tilde (~) inside, positioned above a square base. From the top-right corner of the square, two arrows point upwards and to the right, each accompanied by a tilde (~).










# American Sign Language Dictionary

Spoken Word	SignWriting
yourselves (right)	 The sign is represented by a circle containing a tilde (~) above a square with a horizontal line and a small vertical tick on the left. A curved arrow with a tilde (~) indicates a movement from the circle down to the square.
yourselves - left hand	 The sign is represented by a circle containing a tilde (~) above a square with a horizontal line and a small vertical tick on the left. A curved arrow with a tilde (~) indicates a movement from the circle down to the square.
youth	 The sign is represented by two stylized human figures facing each other, with a horizontal line between them. Each figure has a circle with a dot inside, representing a head.
yuck	 The sign is represented by a circle containing a tilde (~) above a square with a horizontal line and a small vertical tick on the left. A curved arrow with a tilde (~) indicates a movement from the circle down to the square.
Yugoslavia	 The sign is represented by a vertical line above a square with a horizontal line and a small vertical tick on the left. A curved arrow with a tilde (~) indicates a movement from the line down to the square.
Yugoslavia	 The sign is represented by a vertical line above a square with a horizontal line and a small vertical tick on the left. A curved arrow with a tilde (~) indicates a movement from the line down to the square.
Yugoslavian	 The sign is represented by a vertical line above a square with a horizontal line and a small vertical tick on the left. A curved arrow with a tilde (~) indicates a movement from the line down to the square.
Z	 The sign is represented by a square with a horizontal line and a small vertical tick on the left. A curved arrow with a tilde (~) indicates a movement from the line down to the square.
Z - left hand	 The sign is represented by a square with a horizontal line and a small vertical tick on the left. A curved arrow with a tilde (~) indicates a movement from the line down to the square.




# American Sign Language Dictionary

Spoken Word	SignWriting
Z-expressive-left hand	
Z-motion	
Z-right hand receptive	
zebra	
zebra	
zebra2	
zero	
zero	
zero	

# American Sign Language Dictionary

Spoken Word	SignWriting
zero	
zero	
zero	
zipper	
Zolasixx	
zombie	
zoo	
zoo	
zoom	

# American Sign Language Dictionary

Spoken Word	SignWriting
Zrnic	
???????	
???????	
???????	