

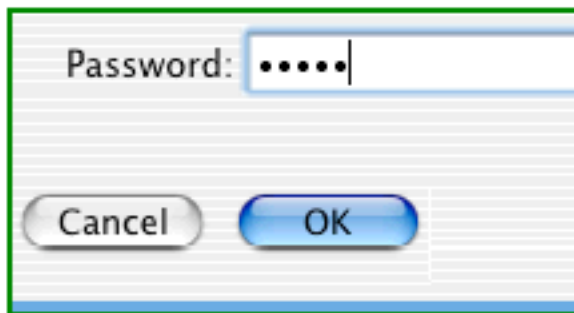
7

To start Runtime, click on the file that says "OpenMe"



For Macintosh:
OpenMeMac

For Windows:
OpenMeWindows.exe




8

Type your Password
Readers: 12345
Editors: 54321

To learn how to use SignBank...

click on the Library Button inside SignBank...



...OR visit...

SignBank Web Site
www.SignBank.org

SignWriting Web Site
www.SignWriting.org

Need help? Write to...
Sutton@SignWriting.org

2

SignBank Runtime



If you do not own FileMaker...

1

SignBank works on

Mac OS 9, Mac OS X, Windows 98, 98se, ME, NT, 2000, XP




4

SignBank Runtime can also be downloaded on the world wide web at www.SignBank.org.

2

If you do not own FileMaker, use Sign Bank Runtime, which does not require FileMaker.

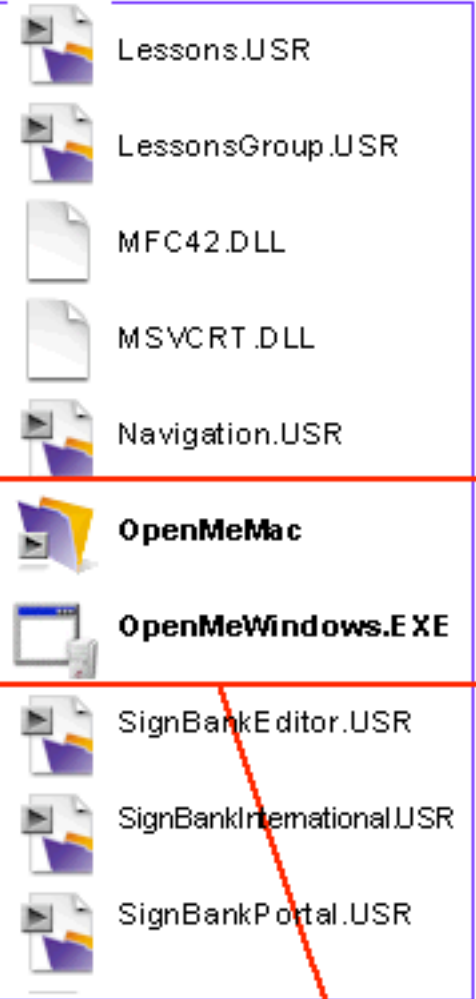


5

Once installed, open the SignBank Runtime Folder.

3

Install SignBank Runtime from the SignBank CD



6

Find the files that say "OpenMe"