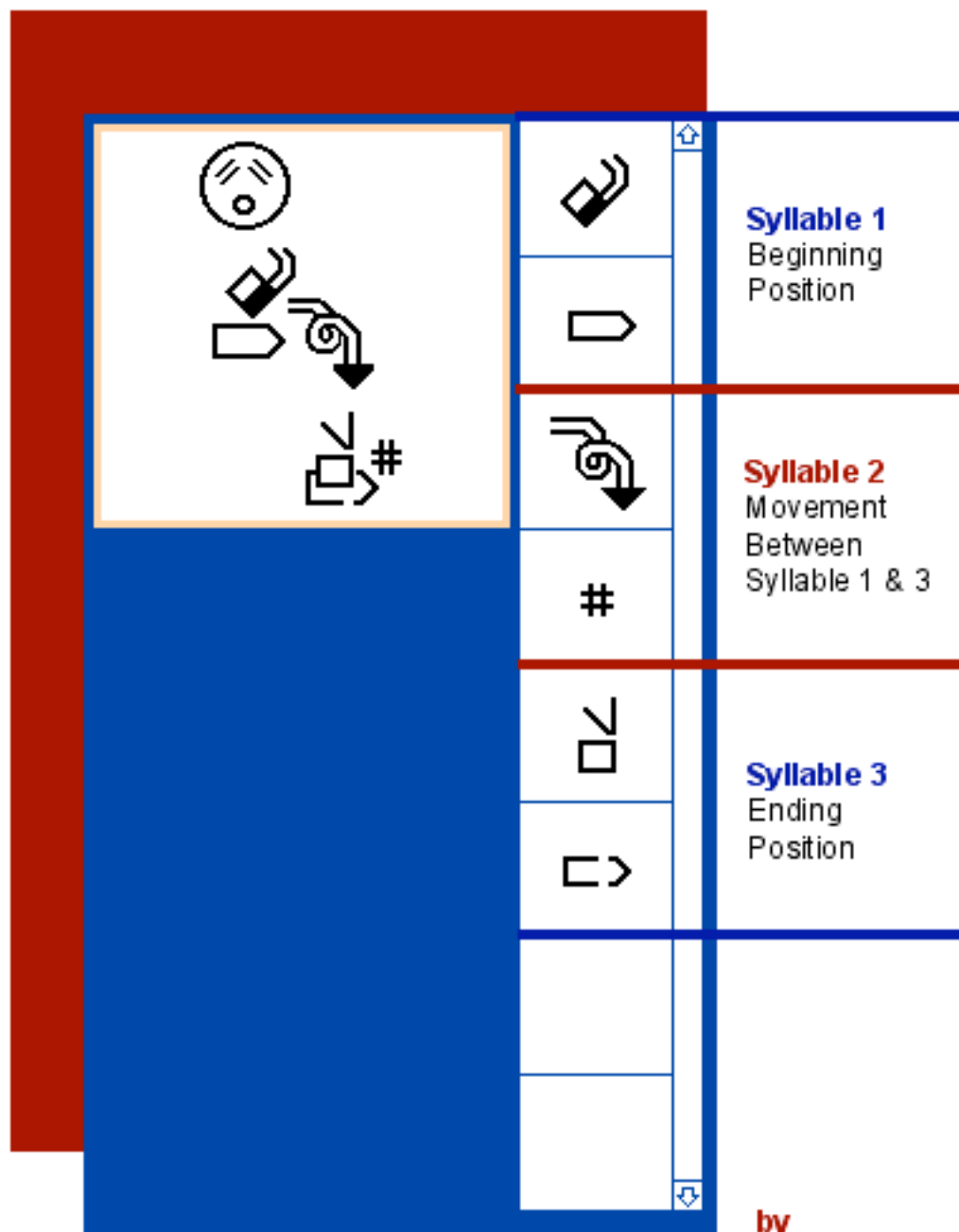


Sutton's

SignSpelling Guidelines 2002

The Order of SignWriting® Symbols within a Sign



by
Valerie Sutton

**Sutton's
SignSpelling
Guidelines 2002**

The Order of
SignWriting®
Symbols
Within A Sign

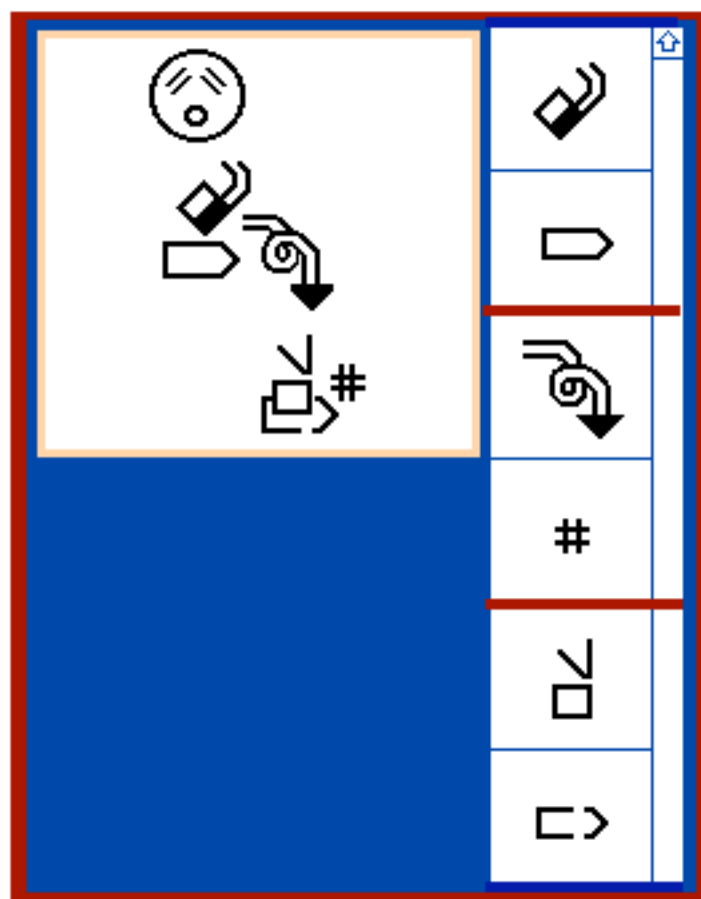
by
Valerie Sutton

This booklet is
included in the

**SignWriting
Instruction 2002
Database CD**

ISBN: 0-914336-83-5

Copyright © 2002
Center for Sutton
Movement Writing



SignWriting, a part of Sutton Movement Writing, was first invented by Valerie Sutton in 1974. Development is ongoing to this day, since SignWriting is used by thousands of signers in 27 countries.

SignWriter®, SignWriting®, SignBank® and SignSymbolSequence® are registered trademarks of The Center for Sutton Movement Writing, Inc.

Published by the DAC

The Deaf Action Committee For SignWriting®

Sponsored by

The Center For Sutton Movement Writing, Inc.

A non-profit, tax-exempt 501 c 3 educational organization.

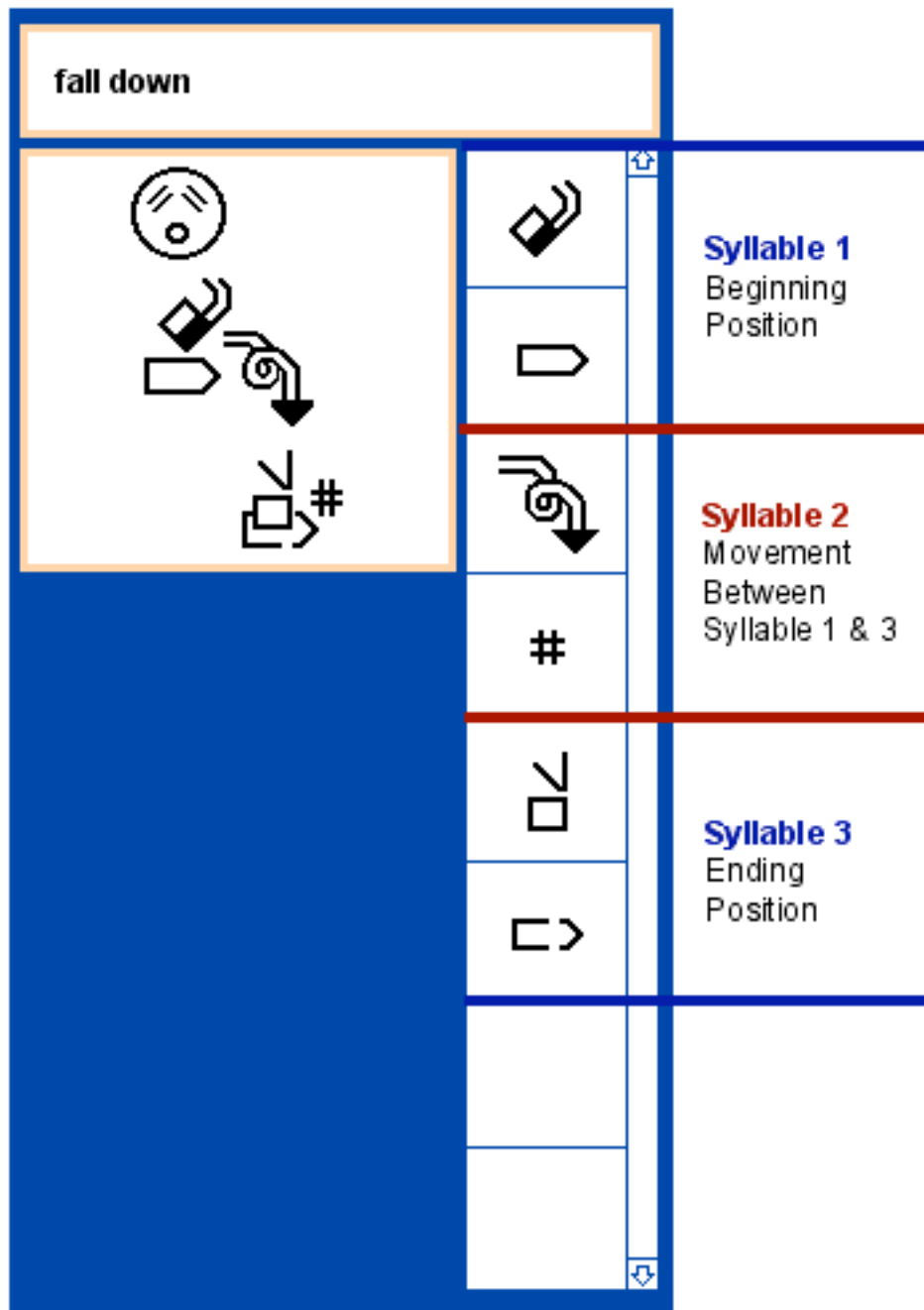
Deaf Action Committee • P.O. Box 517 • La Jolla • CA. • 92038-0517 • USA
tel: 858-456-0098 • fax: 858-456-0020 • DAC@SignWriting.org

SignWriting Lessons & Library: SignWritingSite: www.SignWriting.org

SignBank Dictionary Database: SignBankSite: www.SignBank.org

SignWriting Syllables

A SignSpelling consists of a series of **SignWriting Syllables**. Syllables are written sequentially in time. Syllable 1 always comes before Syllable 2. But inside each Syllable, time stands still. The symbols inside one Syllable are "happening at the same time". So SignSpellings are BOTH simultaneous and sequential.



Syllable Spelling Order

Each **SignWriting Syllable** has its own spelling order. Syllables 1 and 3 are Hand Syllables. Syllable 2 is a Movement Syllable.

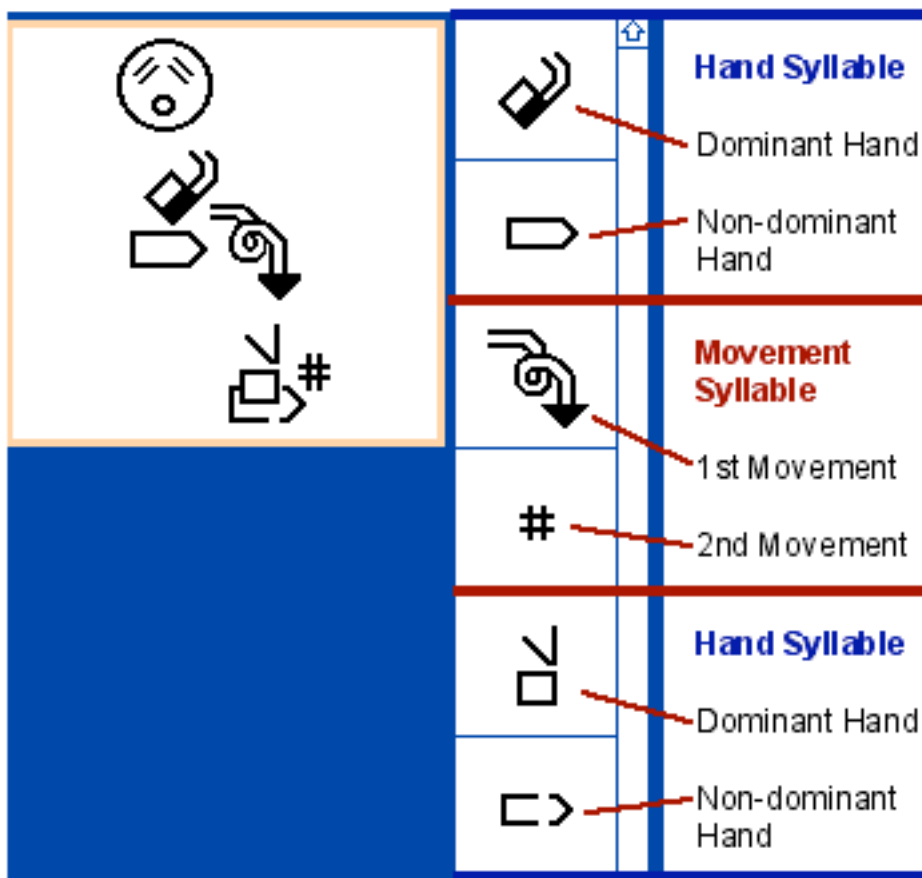
Basic or Detailed Spellings?

There is a choice. You can choose to spell with simplicity or you can choose to spell with great detail. It depends on the length of your dictionary. A big dictionary requires more detailed spellings.

Simple Spellings (Basic)

Hand Syllables: 1. Dominant Hand. 2. Non-Dominant Hand.

Movement Syllables: 1. First Movement. 2. Second Movement.



Syllable Spelling Order

Detailed Spellings (Most Detail Possible)

Hand Syllables

1. Dominant Hand
2. Location Dominant Hand
3. Non-Dominant Hand
4. Location Non-Dominant Hand
5. Location For Entire Syllable
6. Arm Position
7. Shoulder Position
8. Head Position
9. Facial Expression

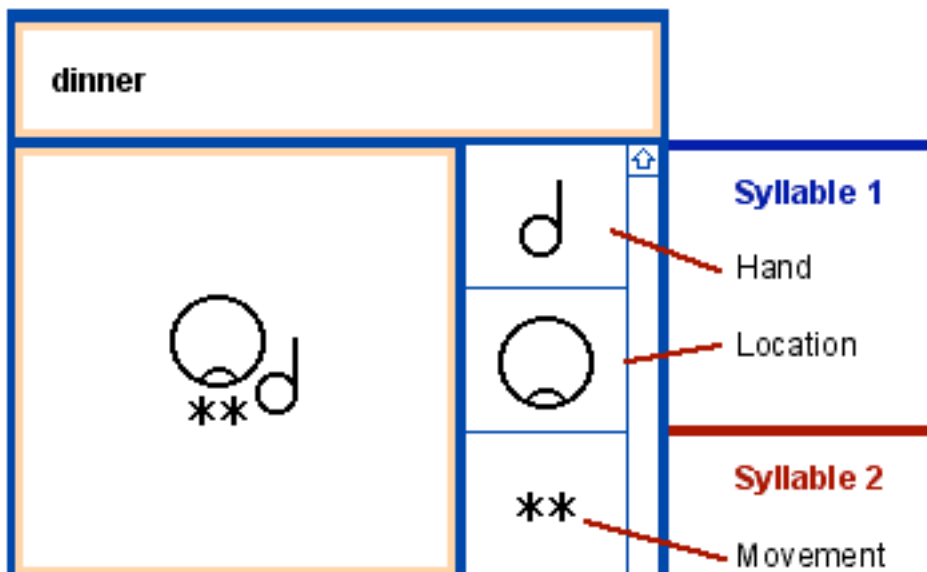
Movement Syllables

1. First Movement
2. Location First Movement
3. Second Movement
4. Location Second Movement
5. Location For Entire Syllable
6. Arm Movement
7. Shoulder Movement
8. Head Movement
9. Facial Expression

Find Happy Medium

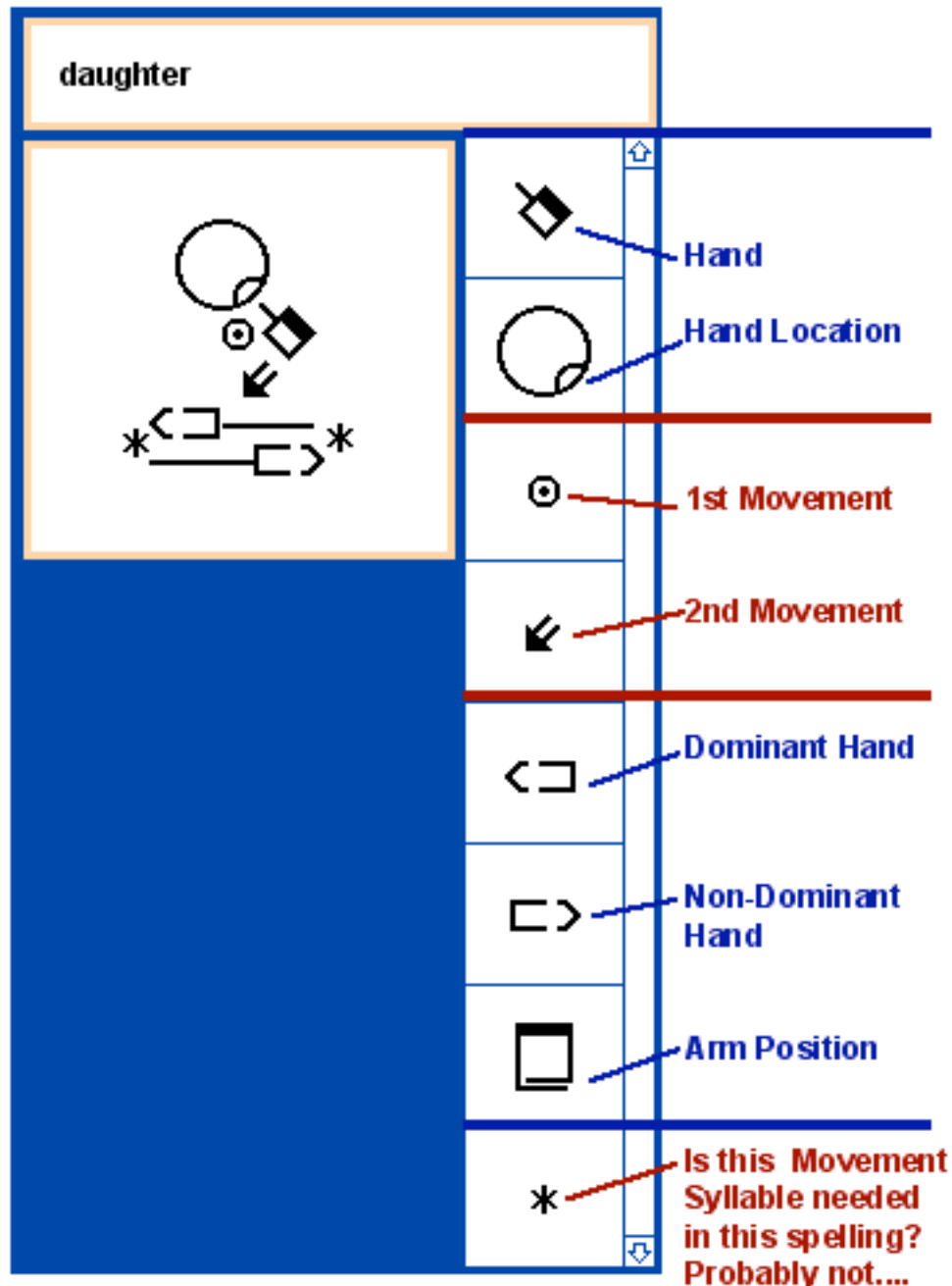
Most spellings are neither detailed nor basic, but instead are somewhere in-between. Too many Location Markers are rarely needed. Try to find a "happy medium"...Not too much detail, but just a enough to differentiate between similar signs...

SignSpelling Examples



SignSpelling Examples

SignSpellings can be as detailed or as simple as you choose. SignBank gives you that flexibility. Here is one choice for the sign for "daughter" in American Sign Language. When deciding on the best spelling for a sign, ask yourself: "Is this sign going to be confused with another sign?" If not, then a simple spelling is best.



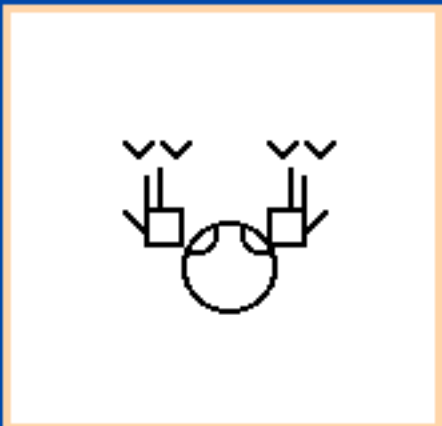






SignSpelling Examples

When No Hand Dominates

Even though these hands are equal, and one is not dominating the other, we have to choose one or the other to be first. So keep your choice (right or left) consistent with the rest of the entries in the dictionary.

Dominant and Non-Dominant Movements

The movement for the dominant hand is placed first, and the movement for the non-dominant hand is placed second.

rabbit	
	 Dominant Hand
	 Dominant Hand Location
	 Non-Dominant Hand
	 Non-Dominant Hand Location
	 Movement Dominant Hand
	 Movement Non-Dominant Hand

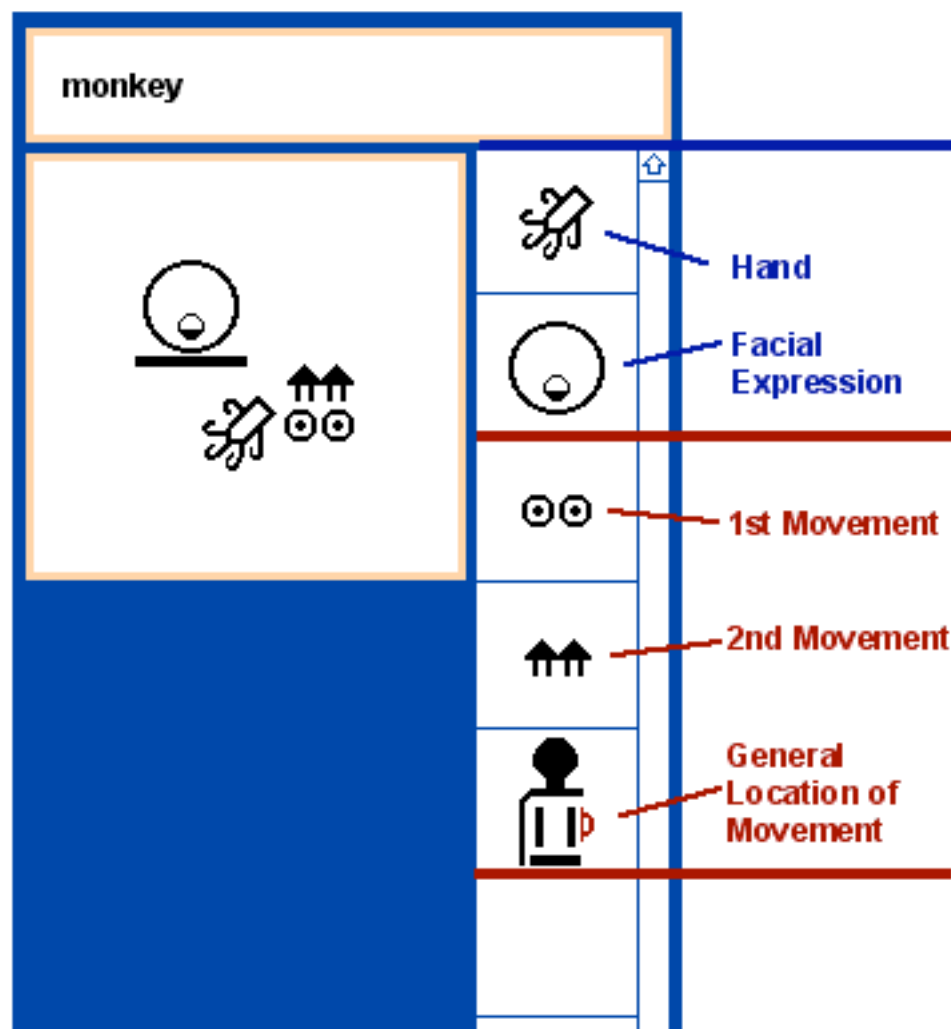
SignSpelling Examples

Facial Expressions

When a Facial Expression gives true meaning to a sign, then it should be included in the spelling. In the sign for "monkey" below, the mouth is open and the tongue is resting on the bottom of the mouth. That just looks like a monkey! The Facial Expression is placed at the end of the beginning Syllable.

Movement Location

Location could be stated for both the hand and the movement, but that would be too much information. I chose the location of the scratching movement, because it seemed more relevant...



prince



*



*

**Simplified
Spelling
For
Children**



*



*



**Detailed
Spelling
For Research**

These little men are Location Markers. They represent location for computer sorting.

Meanwhile, the little men are NOT actually written in the sign itself. In the real writing, the location is obvious because the hand placement and contact is underneath the head in the center of the body, so the centering under the head establishes the location.

absolutt (01-1)

↑ ↓ ↑
↓
#
↑ ↓ ↑
□ >

Formal Spellings

This Norwegian sign has two spellings. The first, more formal writing, is a three-Syllable sign. It has a beginning position, a middle movement and a finishing position.

Shortened Spellings

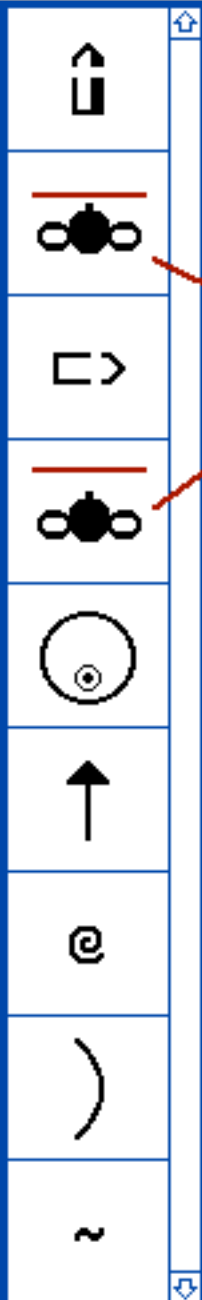
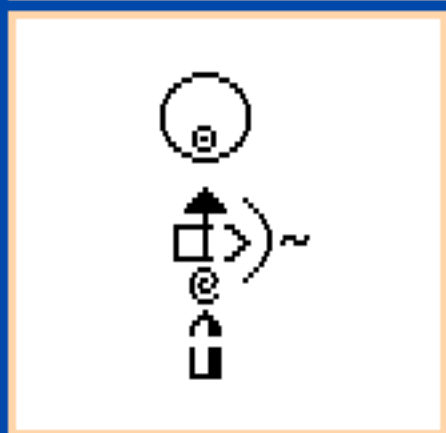
Just as in spoken languages, words or signs are shortened or abbreviated. It is easier to write this sign, without the first Syllable. So the shortened writing starts with the symbols of the second Syllable, namely, a Movement Symbol.

absolutt (01-2)

↓
#
↑ ↓ ↑
□ >

There are examples like this in written English. For example, American Sign Language is also called ASL. The term "ASL" is looked up under "A", and then "S". But the word American is looked up under "A" and "m" ...

Below: The right hand starts close to the chest. The left hand starts far away...



Depth Symbols

Want to mark depth in your lookup? The sample in this diagram shows the right hand starts close to the chest, but the left hand starts far away from the chest. You can use a Depth Marker to show this relationship between the two hands.

This spelling is quite different than the way it is really written. See the next diagram for another way to spell it.

Below: Another spelling. Spell only with symbols that are actually written...

The diagram illustrates a spelling sequence in SignWriting. The top part shows a sequence of symbols: a circle with a square inside, an upward arrow, a square with an upward arrow, a rightward arrow, a tilde (~), a circle with a dot in the center, a rightward arrow, an '@' symbol, and a square with an upward arrow. Below this is a vertical list of symbols: an upward arrow, a circle with a dot in the center, an upward arrow, '@', ')', '~', and a square with a rightward arrow. The bottom part of the diagram is a solid blue rectangle.

Spelling Exactly What Is Written Sequentially

This spelling follows the exact order of the symbols written, in the exact sequence of how each position or movement occurs in time.

The facial expression starts at the beginning with the right hand. Movement occurs and it finishes on the left hand.

This does not show detailed Depth. Nor does it show the left hand in the beginning of the sign, since the left hand was only written once, showing it contacting the right at the end.


Depth is assumed in the real SignWriting because of the positioning of the hands in relationship to the head above them.

PS. This is how I personally had always envisioned spelling in SignWriting. Just spell what is written on the page and don't add anything else. Val ;-)

"Pronunciation Guides"









SignWriting can be sorted by detailed Location Markers that are not actually written in the signs themselves. The markers show precise location of contact on the body, or precise location in space. They can also show a dictionary-reader how to "produce" a sign properly. Is there something comparable in spoken languages? This question was discussed on the SignWriting List on November 2, 2002. Bill Reese, a SignWriting List member wrote: "In a way, it seems a bit like the pronunciation guides given in a dictionary for how to pronounce a word. All the marks for that are not in the spelling of the word itself. This sent me looking for a dictionary. In my dictionary, it lists the spelling of the word, broken up into syllables, followed by the pronunciation of the word in parenthesis." Bill Reese

Some Location Markers in Signbank



DAC • Deaf Action Committee For SignWriting®

Center For Sutton Movement Writing, a nonprofit
P.O. Box 517 • La Jolla • CA. • 92038-0517 • USA
tel: 858-456-0098 • SignWritingSite: www.SignWriting.org
fax: 858-456-0020 • SignBankSite: www.SignBank.org

			Syllable 1 Beginning Position
			
			Syllable 2 Movement Between Syllable 1 & 3
			
			Syllable 3 Ending Position
			

This instruction manual is included in **SignBank® 2002**, as a part of the **SignWriting Instruction Database**.

The Instruction Database will also be available as a stand-alone program on CD-ROM in December 2002. Write for information: Sutton@SignBank.org.

Bar Code
here