

Sign Language Page Numbers

Page numbers written in sign language help beginning readers learn to read SignWriting. Readers have told us that sign language page numbers have inspired them to learn to read hand symbols, because glancing down to read the page number is an automatic action that occurs frequently during the reading experience. The page numbers in sign language also add charm and balance to your document. They are placed opposite the Arabic numbers at the bottom of each page in DocumentMaker Pro.

BEFORE you begin, be sure to write all of the page numbers you need, in SignWriting, in SignPuddle.

ONCE THE PAGE NUMBERS ARE IN SIGNPUDDLE, there are two ways to place them in your document:

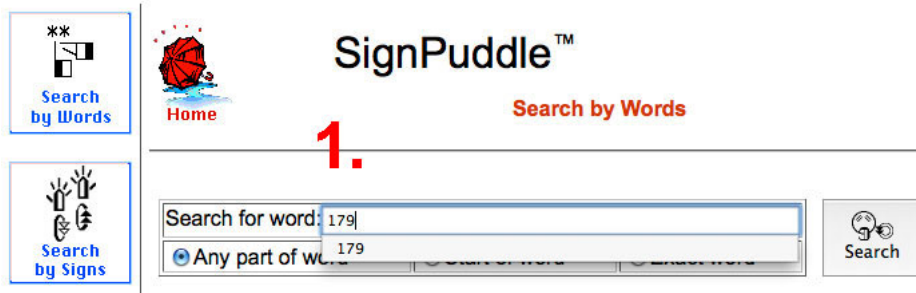
METHOD 1: DRAG & DROP FROM SIGNPUDDLE

METHOD 2: INSERT AS A PICTURE FROM A FOLDER

How to Place Sign Language Page Numbers in DocumentMaker Pro...

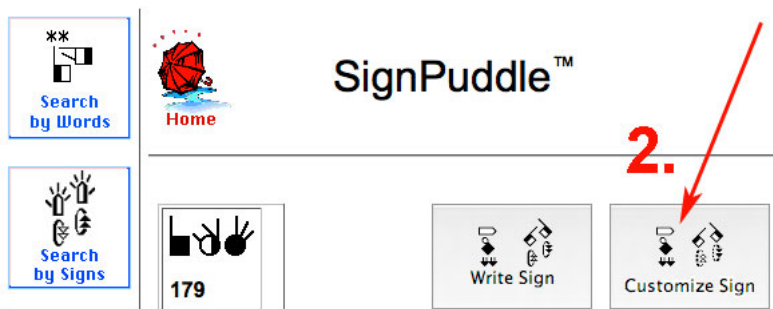
METHOD 1: Drag and Drop from SignPuddle

1. Open SignPuddle Online. Search for the page number.

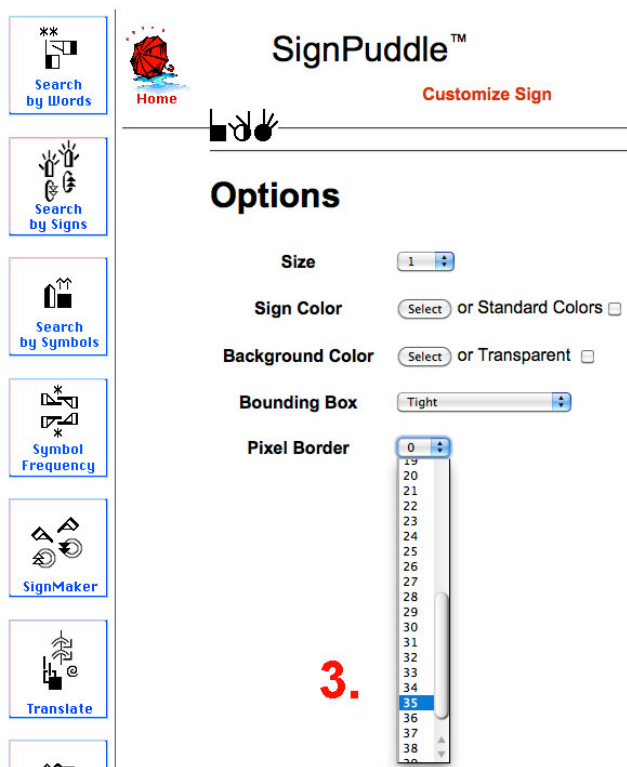


Sign Language Page Numbers continued...

2. The page number appears in SignPuddle. To the right of the sign, click on the **Customize Sign Button**.



3. The page number now appears at the top of the Customize Sign page. Click on the **Pixel Border** pull-down menu at the bottom of the page, and choose a **35 Pixel Border**:

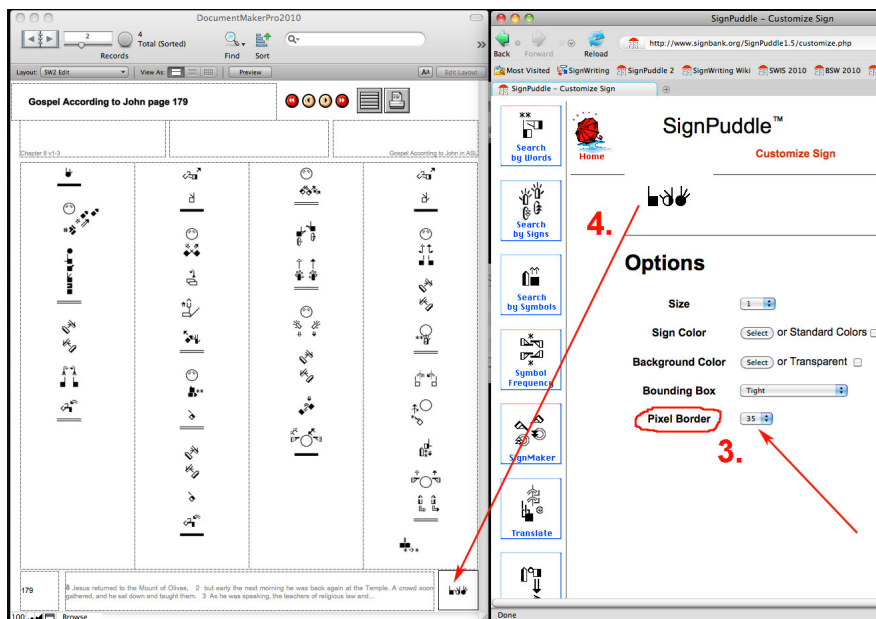


Sign Language Page Numbers continued...

4. Place your DocumentMaker Pro window on the left, and place the SignPuddle window on the right. The two windows are side by side on the screen.

DRAG and DROP the page number in SignPuddle from the window on the right over to the window on the left for DocumentMaker.

How? Point the arrow of your mouse directly on top of the page number in SignPuddle. Hold your finger down on your mouse and drag the number to the DocumentMaker window on the left, and direct it to the center of the tiny box made for Sign Language Page Numbers at the bottom of DocumentMaker:



The Sign Language Page Number will automatically reduce to fit the box for the page number in DocumentMaker.

Want the page number to look larger? Decrease the size of the Pixel Border in Customize Sign in SignPuddle.

Want the page number to look smaller? Increase the size of the Pixel Border in Customize Sign in SignPuddle.