

SignPuddle™ Online



www.SignBank.org/signpuddle



Come Splash in a Sign Puddle!

1. FREE on the web!
2. Search Sign Language Dictionaries.
3. Create your own signs and add them.
4. Send email in SignWriting®.
5. Translate words to SignWriting.
6. Create documents with SignWriting.
7. Have fun sharing signs on the internet!

Some Dictionaries:

American Sign Language



Arabic Sign Languages



Brazilian Sign Language



British Sign Language



Colombian Sign Language



Czech Sign Language



Danish Sign Language



Finnish Sign Language



Flemish Sign Language



French Sign Language



German Sign Language



Greek Sign Language



International Sign Languages



Irish Sign Language



Italian Sign Language



Japanese Sign Language



Maltese Sign Language



Netherlands Sign Language



Nicaraguan Sign Language



Northern Ireland Sign Language



Norwegian Sign Language



Polish Sign Language



Quebec Sign Language



Spanish Sign Language



Swiss Sign Languages



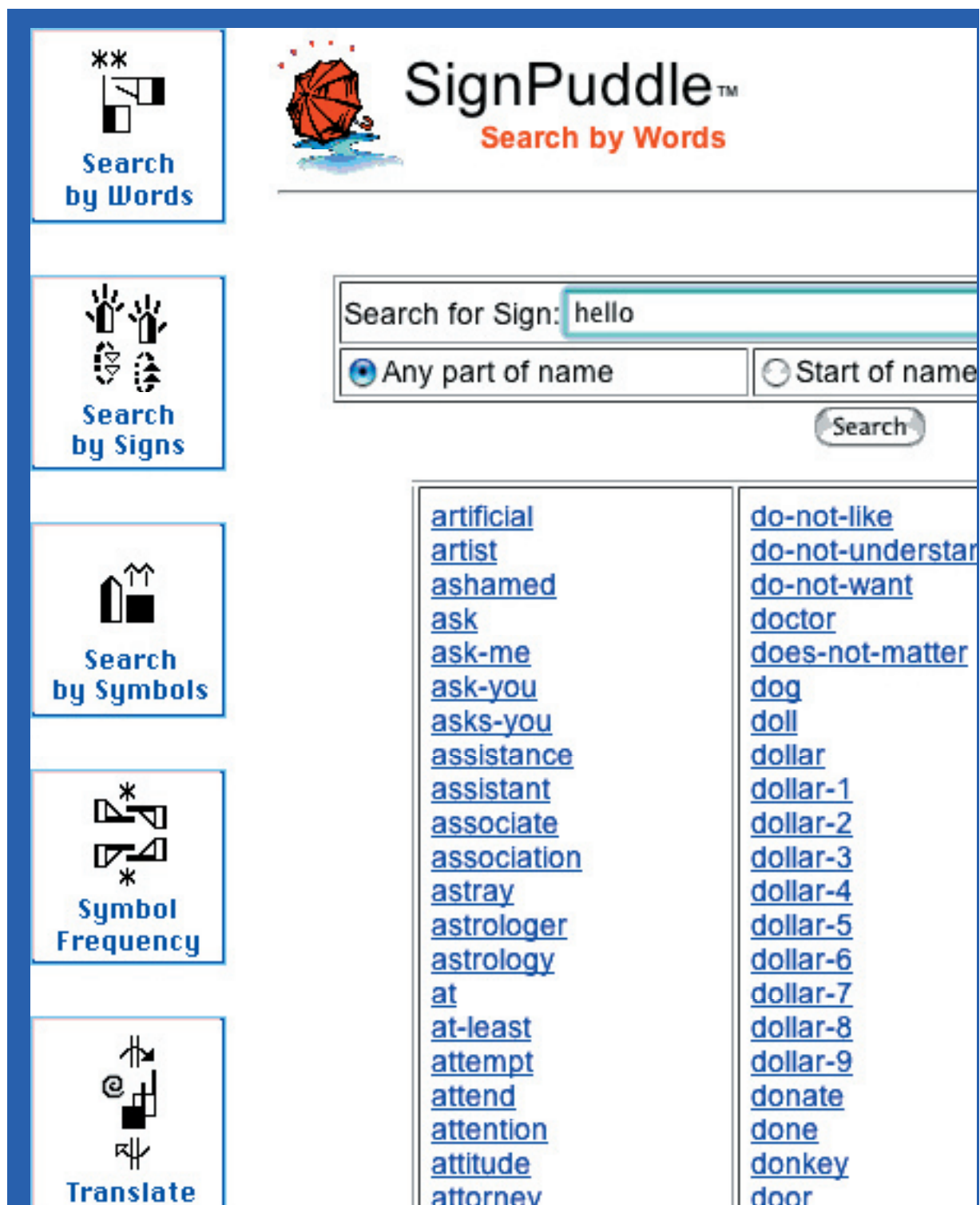
Taiwan Sign Language



...and others...

Search by Words

1. Click on the icon: [Search by Words](#)
2. In the Search field: Type a word or a letter.
3. Press the Search button.
4. All the signs that use that word will list for you in SignWriting.
5. You can then copy the sign, or drag and drop it, into other documents.



The image shows the SignPuddle™ Search by Words interface. On the left is a vertical sidebar with five icons and labels: 'Search by Words' (with a ** icon), 'Search by Signs' (with two hand icons), 'Search by Symbols' (with a building icon), 'Symbol Frequency' (with a * icon), and 'Translate' (with a person icon). The main area has the SignPuddle™ logo and 'Search by Words' text. Below this is a search input field containing 'hello'. There are two radio buttons: 'Any part of name' (selected) and 'Start of name'. A 'Search' button is to the right. The results are displayed in two columns of underlined text.

| | |
|-----------------------------|-----------------------------------|
| artificial | do-not-like |
| artist | do-not-understand |
| ashamed | do-not-want |
| ask | doctor |
| ask-me | does-not-matter |
| ask-you | dog |
| asks-you | doll |
| assistance | dollar |
| assistant | dollar-1 |
| associate | dollar-2 |
| association | dollar-3 |
| astray | dollar-4 |
| astrologer | dollar-5 |
| astrology | dollar-6 |
| at | dollar-7 |
| at-least | dollar-8 |
| attempt | dollar-9 |
| attend | donate |
| attention | done |
| attitude | donkey |
| attorney | door |

Search by Signs

1. Click on the icon: [Search by Signs](#)
2. In the Search field: Type a word or a letter.
3. Press the Search button.
4. The signs will list in small size.
5. Click on the small sign you want, and a larger version will appear...

The screenshot displays the SignPuddle website interface. On the left, a vertical sidebar contains five search options: 'Search by Words' (with a keyboard icon), 'Search by Signs' (with two hand icons), 'Search by Symbols' (with a building icon), 'Symbol Frequency' (with a bar chart icon), and 'Translate' (with a sign icon). The main header features the SignPuddle logo, which includes a red umbrella icon and the text 'SignPuddle™ Search by Signs'. Below the header, a search bar is labeled 'Search for Sign:' and contains the letter 'a'. To the right of the search bar are two radio buttons: 'Any part of name' (selected) and 'Start of name'. A 'Search' button is located to the right of these options. The search results are displayed in three vertical columns, each containing a list of small sign icons. The first column shows signs with one or two hand positions. The second column shows signs with one or two hand positions and a mouth position. The third column shows signs with one or two hand positions and a mouth position, along with some signs that have a small circle or dot above them.


Search by Symbols

1. Click on the icon: [Search by Symbols](#)
2. The symbols are listed to the right.
3. Find the symbol you want, and drag it to the box.
4. Press a search mode: Exact Match, Any Match, Fill Match, Rotate Match.
5. Click on the Search button. All the signs that use that symbol will be listed.


The screenshot shows the SignPuddle™ web application interface. On the left is a vertical sidebar with five search mode buttons: "Search by Words" (with a double asterisk icon), "Search by Signs" (with two hand icons), "Search by Symbols" (with two building icons), "Symbol Frequency" (with two star icons), and "Translate" (with a circular arrow icon). The "Search by Symbols" button is highlighted. The main area at the top features the SignPuddle™ logo and the text "Search by Symbols". Below this is a large central workspace where a symbol (a square with a vertical line and a horizontal line) has been placed. A red arrow points from this symbol to a vertical list of eight symbols on the right side of the interface. At the bottom of the interface is a grid of nine action buttons: "Group List", "Previous", "Search", "Select Next", "Delete Symbol", "Clear All", "Variation", "Mirror Symbol", and "Fill Symbol".

Symbol Frequency


1. Click on the icon: [Symbol Frequency](#)
2. A list of symbols will appear. The Symbol ID Number is below each symbol.
3. The x-number shows how many times that symbol is used in the dictionary.
4. Click on the Symbol Number.
5. All the signs that use that symbol will be listed for you.




**Search
by Words**




**Search
by Signs**




**Search
by Symbols**



**Symbol
Frequency**















Translate




SignPuddle™
Symbol Frequency

67 hand symbols used in th


|  01-01 |  01-02 |  01-03 |
|--|--|---|
|  <u>001-01</u> x 93 |  <u>001-01</u> x 31 |  <u>001-01</u> x 7 |
|  <u>002-01</u> x 12 |  <u>003-01</u> x 3 |  <u>010-01</u> x 4 |
|  <u>007-01</u> x 8 |  <u>005-01</u> x 1 |  <u>012-01</u> x 2 |

Translate Words to SignWriting


1. Click on the icon: [Translate](#)
2. Type the words you wish to translate.
3. State how many signs per column.
4. Press the Translate Button.
5. The words are replaced by signs written in SignWriting.



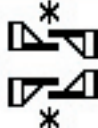
Search
by Words




Search
by Signs




Search
by Symbols



Symbol
Frequency



Translate








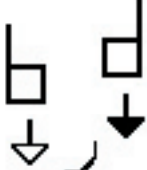



SignPuddle™ SignTranslate

Translate text into sign language

Hello. Happy meet you, Hope see you again, Come soon home. Me wait here. Goodbye


Signs

SignWriting Output

| | | |
|---|--|---|
|  |  |  |
|  |  |  |
|  |  |  |

Send SignWriting Email


1. Click on the icon: [SignMail](#)
2. Type the To and From email addresses.
3. Type a word-gloss of the message. State how many signs per column.
4. Press Preview to see what the SignWriting message looks like.
5. Click Send. The SignWriting email is sent!




Search
by Words



Search
by Signs



Search
by Symbols



Symbol
Frequency





SignMail



SignPuddle™ SignMail™

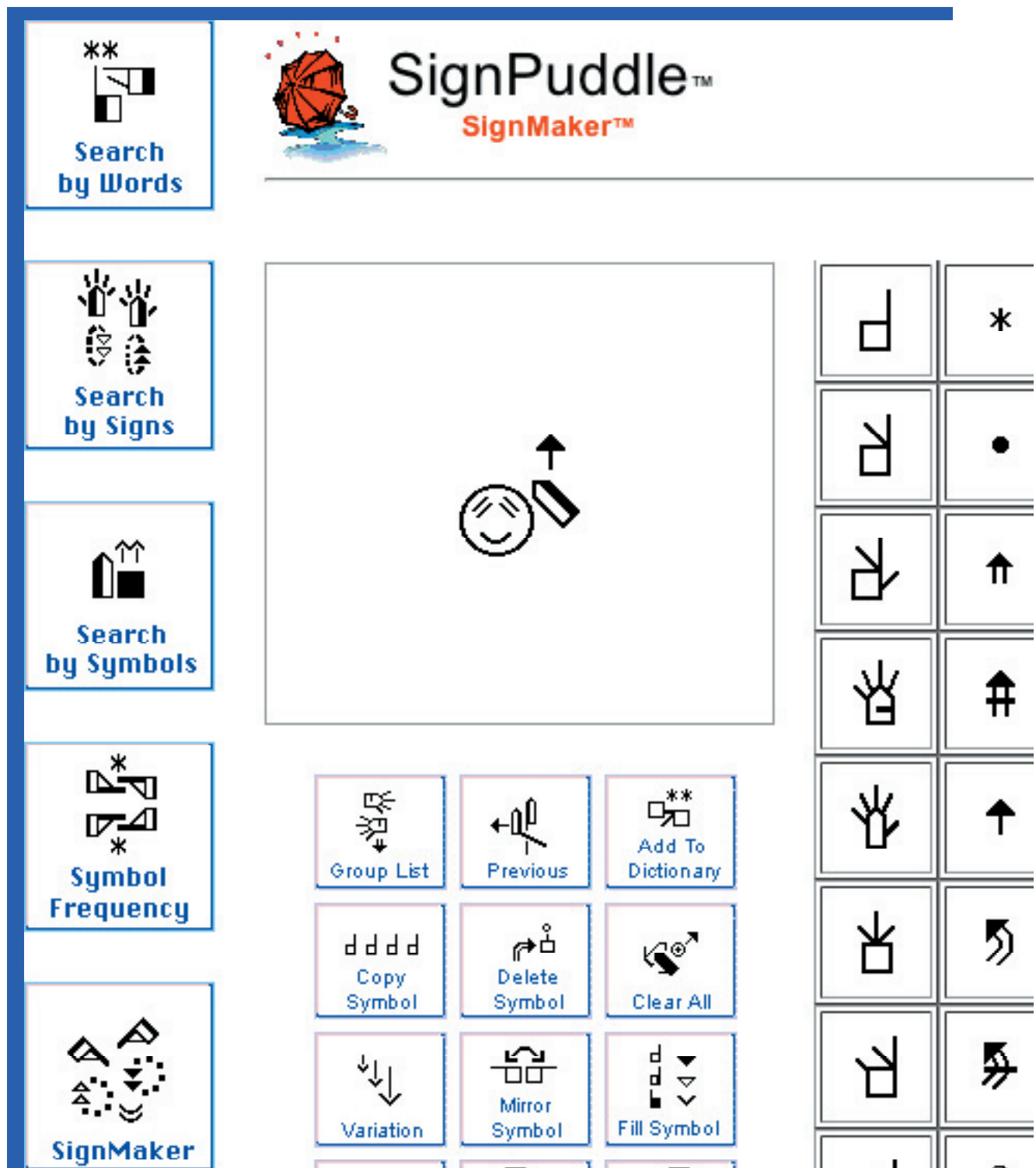
Send SignWriting Email

| | |
|---------|------------------------|
| From | sutton@signwriting.org |
| To | dac@signwriting.org |
| Subject | Hello! |

| | | |
|---|--|---|
|  |  |  |
|---|--|---|


Make Your Own Signs

1. Click on the icon: [SignMaker](#)
2. The SignWriting Symbols appear to the right.
3. Drag and drop symbols into the SignBox.
4. When a sign is ready, press the Add To Dictionary button.
5. The sign will be added to the SignPuddle dictionary on the web.




Customize Signs


1. Click on Customize Button
2. Choose Small, Medium or Large sizes.
3. Choose background color or transparency.
4. Choose SignWriting color and size of bounding box.
5. Then copy and paste, or drag and drop the SignWriting into other documents.




Search
by Words




Search
by Signs




Search
by Symbols



Symbol
Frequency




SignMaker



SignPuddle™

Customize Sign


Customize Sign



hello_4

Options

Size

Medium 


Sign Color

Select or Standard Colors ☐

Background Color

Select or Transparent ☐

Bounding Box

Tight 



SignPuddle™ Online

by Stephen Slevinski

slevin@signpuddle.net

<http://www.SignBank.org/signpuddle>

Future site: <http://www.SignPuddle.org>

Deaf Action Committee For SignWriting (the DAC)
P.O. Box 517, La Jolla, California, 92038-0517, USA
DAC@SignWriting.org • www.SignWriting.org • www.SignBank.org