

QuickStart

SignBank® Runtime

1

SignBank works on

Macintosh OS X, Windows XP & Windows Vista.



2

If you do not own FileMaker 8.5 or later, use SignBank Runtime, which does not require FileMaker.



3

Copy SignBank Runtime from the SignBank CD to your hard drive.



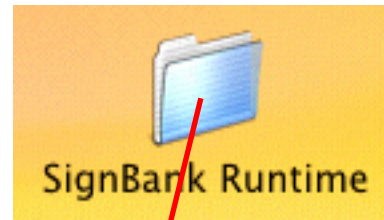
QuickStart

SignBank® Runtime



4

SignBank Runtime can also be downloaded on the web: <http://www.SignBank.org/downloads>.



5

Open the SignBank Runtime Folder on your hard drive.



QuickStart

SignBank® Runtime

6

To start Runtime, click on the file that says "OpenMe"

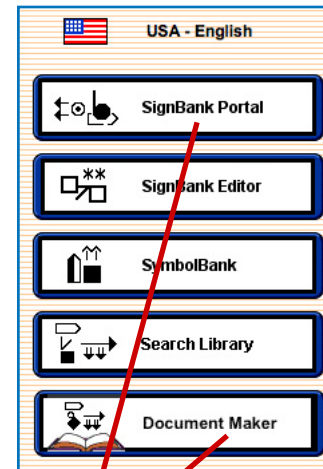


For Macintosh: **OpenMeOSX**



OpenMe

For Windows: **OpenMeWindows**



7


To start using SignBank, click on a button in the Navigation Panel.

QuickStart

SignBank Runtime

8

Need help? Search in the SignWriting Library



1. Click on the Search Button

2. Type a Search-Word

3. Click on the Find Button

4. Pages from Manuals will be listed that will help you...



Tech Support

For All SignWriting Issues

1 Library



SignWriting
Textbooks In A Searchable
Library Database




Click on the
Library Button
in SignBank

Tech Support

For All SignWriting Issues

2 Help



Help Library
PDF Documents
www.SignWriting.org/archive



Tech Support

For All SignWriting Issues

3 Internet



Free Lessons &
Technical Support on the
SignWriting List
SignWriting.org/forums/swlist

SignWriting Web Site
www.SignWriting.org

SignBank Web Site
www.SignBank.org

Email: Valerie Sutton
Sutton@SignWriting.org

Tech Support

For All SignWriting Issues

4 Telephone



Free Tech Support
858-456-0098
California Time
8:00am-5:00pm any day

Learn to use SignBank over
the telephone! If you call, be
sure your computer is turned
on, with SignBank installed and
running. Your telephone should
be near the computer. We will
teach you step by step how
to use SignBank to its fullest!