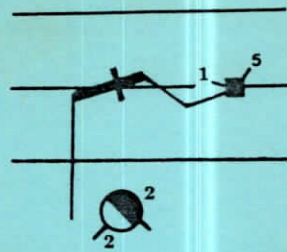


# Sutton Movement Shorthand



## Examples of Notation of the Danish Deaf Sign Language

Notation Samples of simple sentences in the Danish Deaf Sign Language and the Danish Mouth-Hand System.

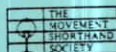
Notated By:  
Valerie Sutton

Supervised By:  
Lars von der Lieth  
Audiologopædisk  
Forskningsgruppe  
Copenhagen University

THE MOVEMENT SHORTHAND SOCIETY PRESS

P.O. Box 4949, Irvine, California 92716

Telephone (714) 644-8342



In February 1974, Sutton Movement Shorthand was introduced to the world as a dance notation system. In the fall of 1974, Lars von der Lieth at the Psychological Laboratories of the University of Copenhagen in Denmark expressed interest in having the system adapted for writing the Danish Deaf Sign Language. The research done at the University at that time made a substantial contribution to the expansion and simplification of the system, helping to open it up to the notation of all forms of movement.

In the fall of 1975, Sutton Movement Shorthand once again was used to write down the Danish Deaf Sign Language at the University of Copenhagen. The results of this work and other work done on the notation of Signed English in the United States has resulted in a complete Deaf Sign Language Key.

Hand drawings on pages 1 and 2 courtesy of  
Materiale Laboratoriet  
for Statens tunghøre og døveskoler  
Kollegievej 1 - 9000 Aalborg - Danmark

Sutton Movement Shorthand  
Copyright © 1976 by Valerie J. Sutton  
All Rights Reserved  
Pan American and Universal Copyrights Secured

## TABLE OF CONTENTS

### DØVES HAANDALFABET

The Danish Manual Alphabet.....pages 1 - 2

Letters A - P.....page 1

Letters Q - AA.....page 2

THE NUMBERS.....page 3

SIMPLE SENTENCES.....pages 4 - 10

Det er far.....page 4

Det er mor.....page 4

Vi er fem.....page 4

Jeg har en bror og en søster.....page 4

De er søde.....page 5

Han er dum.....page 5

Du er lille.....page 5

Far er stor.....page 5

Jeg staar her.....page 6

Du sidder der.....page 6

Hun har en bog.....page 6

Den ligger paa bordet.....page 6

Jeg har ni bøger.....page 7

De gaar en tur.....page 7

Her er tre æbler.....page 7

Han ligner hende.....page 7

Her er bukser sko og hat.....page 8

Hun er ked af at det gik i stykke.....page 8

Mor sad og syede mens far læste avis.....page 8

De sidder alle tre og ser fjernsyn.....page 9

Vil du spille kugler med mig eller skal vi

sparke fodbold.....page 9

To piger gaar med en dukke.....page 10

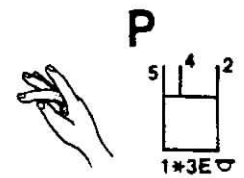
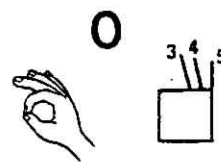
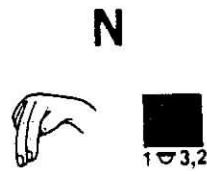
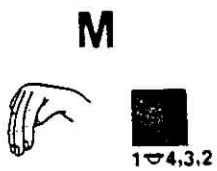
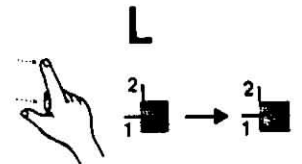
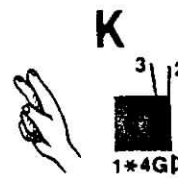
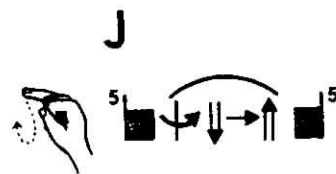
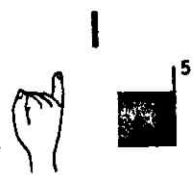
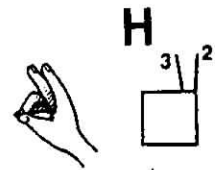
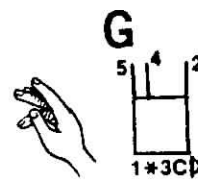
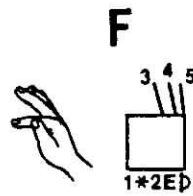
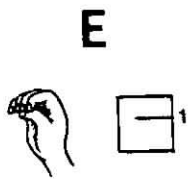
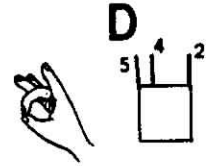
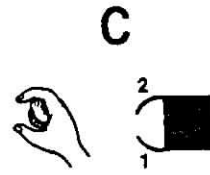
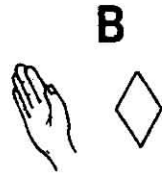
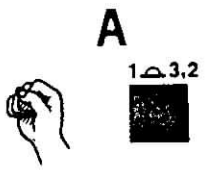
Drengen gaar paa stylder.....page 10

Pigen sjipper.....page 10

THE DANISH MOUTH-HAND SYSTEM.....page 11

Drengen cykler en tur.....page 11

DØVES HÅNDALFABET  
The Danish Manual Alphabet



The Danish Deaf Sign Language  
The Numbers

1            2            3            4            5            6            7

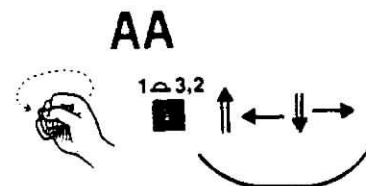
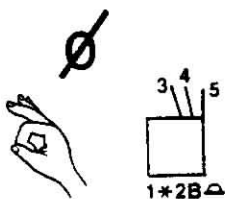
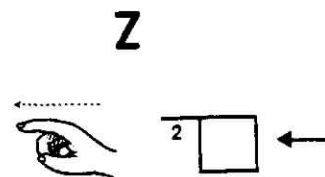
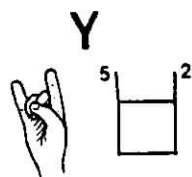
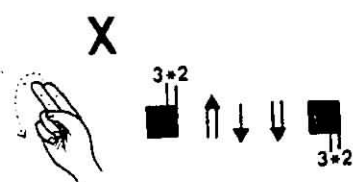
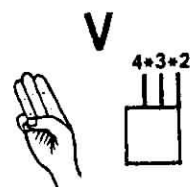
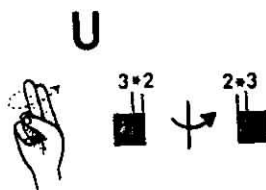
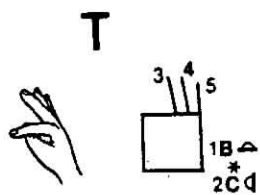
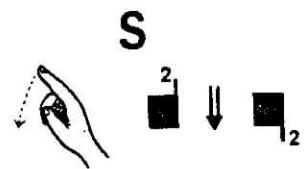
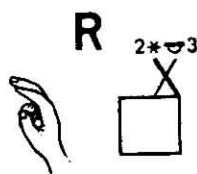
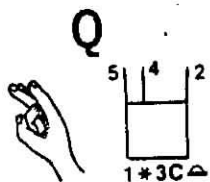
1            1            1            1            1            1            1

8            9            10            11

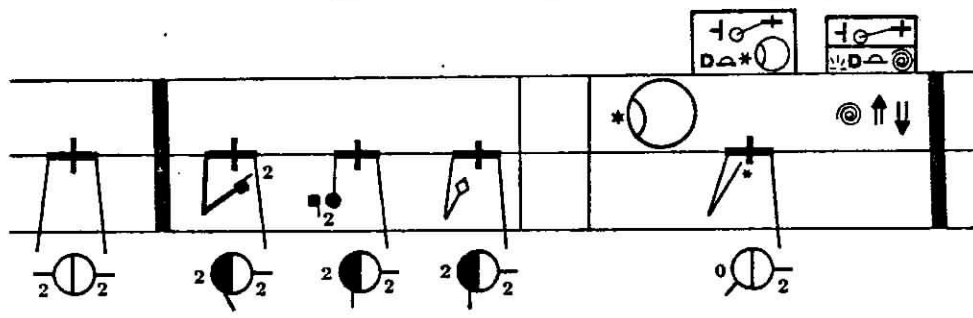
1            1            2            2            2            1            2

12            20            100            1,000,000

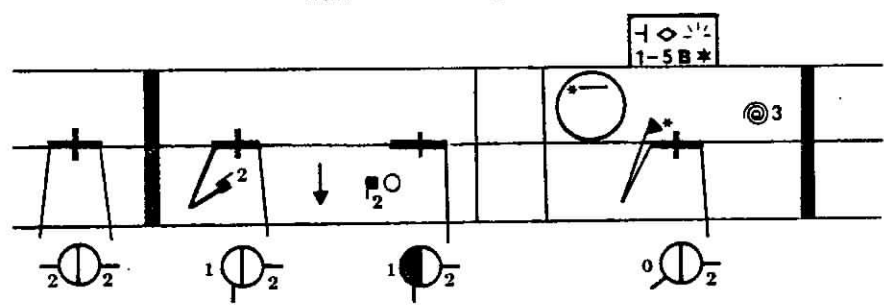
2            2            2            2            2            1            1            2            2



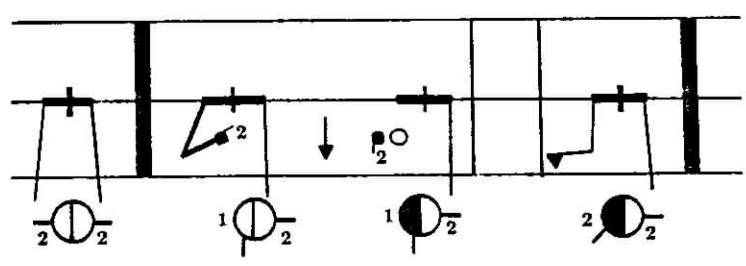
De er søde.



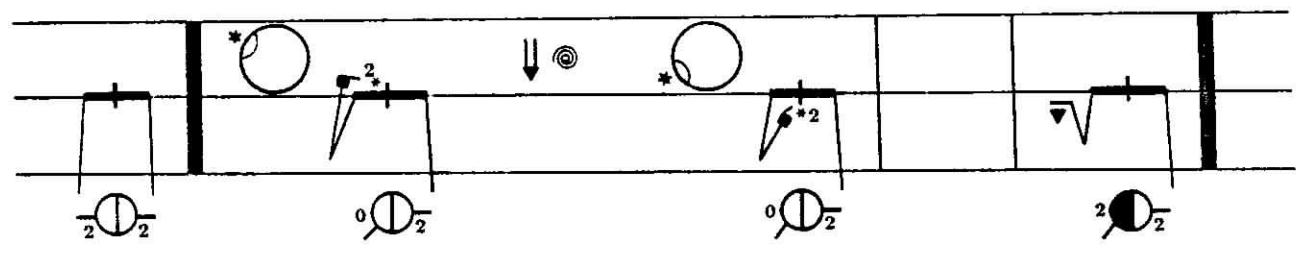
Han er dum.



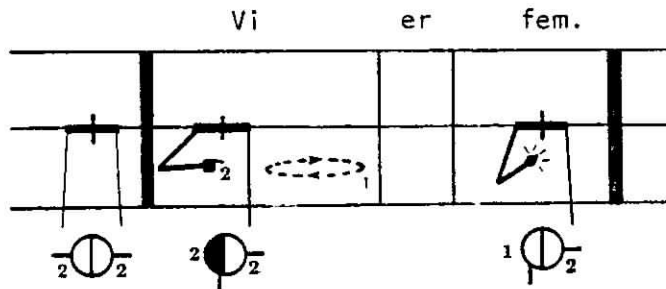
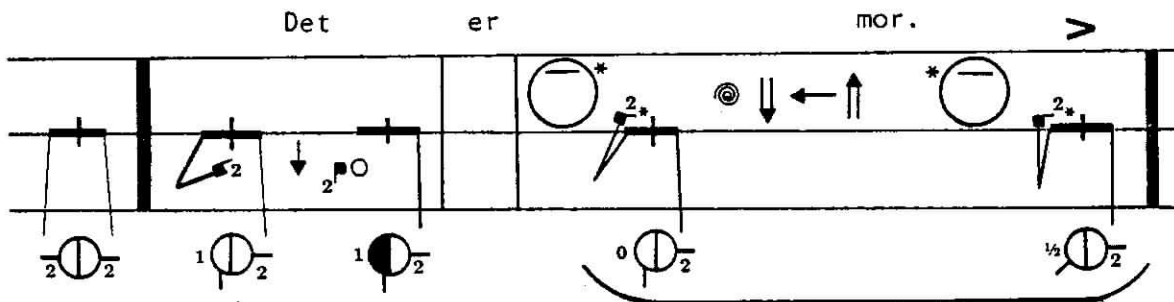
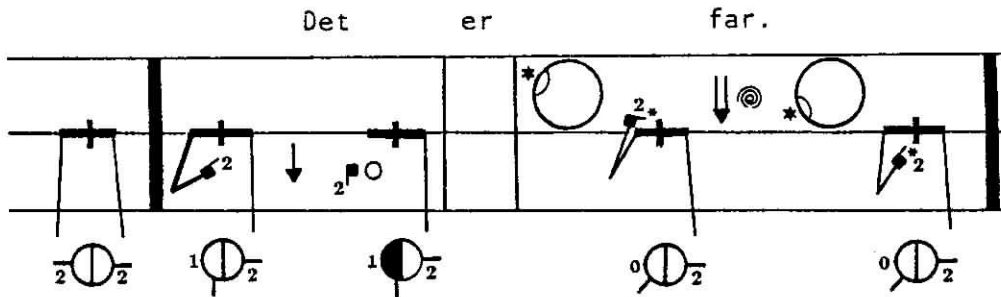
Du er lille.



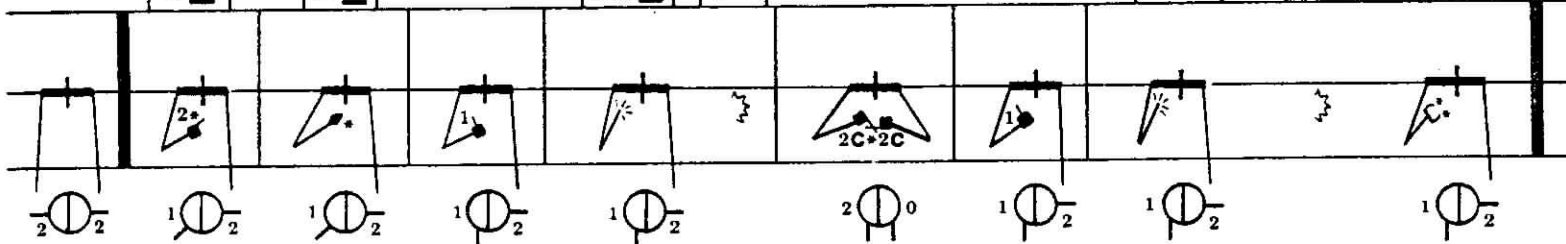
Far er stor.



# The Danish Deaf Sign Language Simple Sentences



Jeg har en bror og en søster.





Jeg har ni bøger.

Musical notation for the phrase "Jeg har ni bøger." The notation is on a five-line staff. Above the staff are boxes containing shorthand symbols: a square with '2A' and a star, a square with a diamond and a star, a square with a vertical bar and a star, a square with a vertical bar and a star, and two empty boxes labeled '1.' and '2.'. Below the staff are rhythmic symbols: a circle with '2' over and '2' under, a circle with '1' over and '2' under, a circle with '1' over and '2' under, a circle with '1' over and '2' under, a circle with '1' over and '1' under, and a circle with '0' over and '0' under. The notation includes various symbols for notes, rests, and articulation.

De går en tur.

Musical notation for the phrase "De går en tur." The notation is on a five-line staff. Below the staff are rhythmic symbols: a circle with '2' over and '2' under, a circle with '1' over and '2' under, a circle with '1' over and '2' under, a circle with '2' over and '2' under, a circle with '2' over and '2' under, a circle with '1' over and '2' under, a circle with '2' over and '2' under, a circle with '2' over and '2' under, and a circle with '2' over and '2' under. The notation includes various symbols for notes, rests, and articulation.

Her er tre æbler

Musical notation for the phrase "Her er tre æbler". The notation is on a five-line staff. Below the staff are rhythmic symbols: a circle with '2' over and '2' under, a circle with '2' over and '2' under, a circle with '2' over and '2' under, a circle with '0' over and '2' under, a circle with '1' over and '2' under, and a circle with '0' over and '2' under. The notation includes various symbols for notes, rests, and articulation.

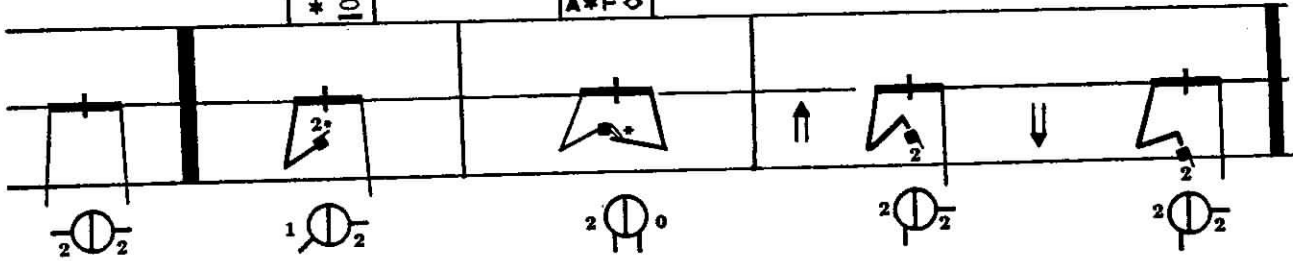
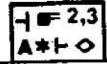
Han ligner hende.

Musical notation for the phrase "Han ligner hende." The notation is on a five-line staff. Above the staff are boxes containing shorthand symbols: a square with a vertical bar and a star, a square with a vertical bar and a star, and a square with a vertical bar and a star. Below the staff are rhythmic symbols: a circle with '2' over and '2' under, a circle with '2' over and '2' under, a circle with '2' over and '2' under, a circle with '0' over and '2' under, a circle with '0' over and '2' under, a circle with '2' over and '2' under, a circle with '2' over and '2' under, a circle with '2' over and '2' under, and a circle with '2' over and '2' under. The notation includes various symbols for notes, rests, and articulation.

Jeg

staa

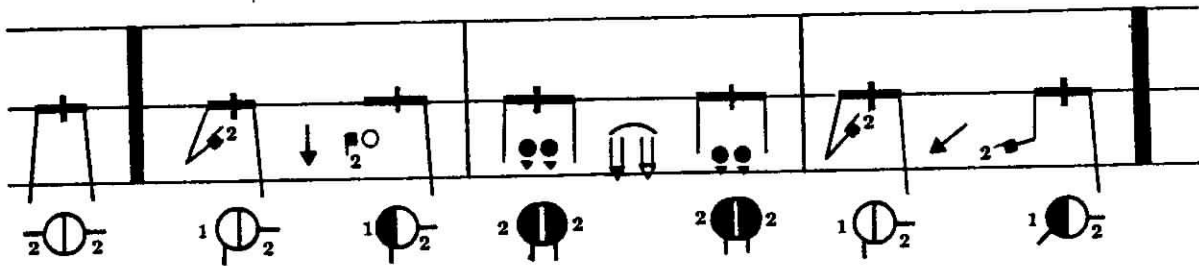
her.



Du

sidder

der.

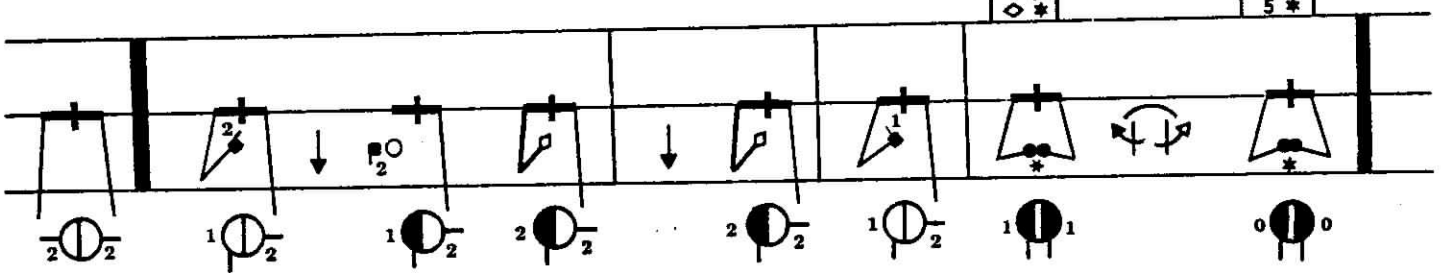


Hun

har

en

bog.

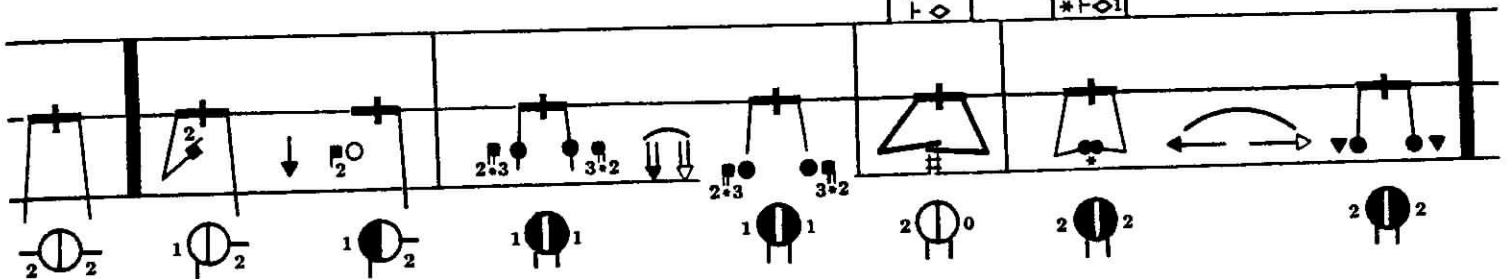


Den

ligger

paa

bordet..



De sidder alle tre og ser

fjernsyn.

Vil du spille kugler med mig

X: Imaginary Marbles  
(Indbildt Kugler)

eller skal vi sparke fodboldt

X: Imaginary Football  
(Indbildt Fodboldt)

Her er bukser sko og hat.

Handwriting practice for the sentence "Her er bukser sko og hat." The practice is on a four-line staff. The first line contains the words. Below the staff are circles with numbers and arrows indicating stroke order and direction. The words are: Her (2 circles), er (2 circles), bukser (1 circle), sko (1 circle), og (2 circles), hat. (0 circles).

Hun er ked af at det gik i stykke

Handwriting practice for the sentence "Hun er ked af at det gik i stykke". The practice is on a four-line staff. The first line contains the words. Below the staff are circles with numbers and arrows indicating stroke order and direction. The words are: Hun (2 circles), er (1 circle), ked af (0 circles), at (0 circles), det (2 circles), gik (0 circles), i stykke (0 circles).

Mor sad og syede mens

Handwriting practice for the sentence "Mor sad og syede mens". The practice is on a four-line staff. The first line contains the words. Below the staff are circles with numbers and arrows indicating stroke order and direction. The words are: Mor (0 circles), sad (2 circles), og (2 circles), syede (2 circles), mens (2 circles).

X: Imaginary Needle & Thread  
(Indbildt synal og trad)

far læste avis.

Handwriting practice for the sentence "far læste avis.". The practice is on a four-line staff. The first line contains the words. Below the staff are circles with numbers and arrows indicating stroke order and direction. The words are: far (0 circles), læste (2 circles), avis. (1 circle).

X: Imaginary Newspaper  
(Indbildt avis)

To piger går med en dukke.

The notation consists of a top line with a treble clef and a bottom line with a bass clef. The top line contains the text 'To piger går med en dukke.' with small boxes containing symbols above the words. The bottom line contains rhythmic notation: a 2/2 note, a 1/2 note, a 1/2 note, a 2/2 note, a 2/2 note, a 2/2 note, a 2/2 note, a 2/2 note, a 1/2 note, a 1/2 note, and a 0/0 note.

Drengen går på stylvter.

The notation consists of a top line with a treble clef and a bottom line with a bass clef. The top line contains the text 'Drengen går på stylvter.' with small boxes containing symbols above the words. The bottom line contains rhythmic notation: a 2/2 note, a 1 1/2/2 note, a 0/2 note, a 2/2 note, a 1 1/2/2 note, a 2/2 note, a 1 1/2/2 note, and a 2/2 note.

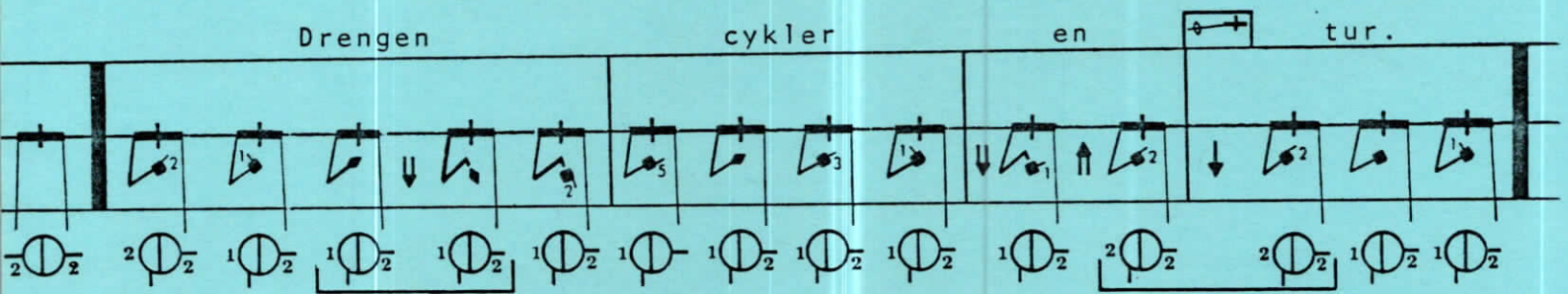
X: Imaginary Stilts  
(Indbildt Stylvter)

Pigen Sjipper.

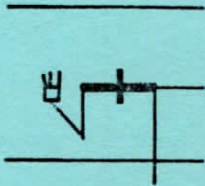
The notation consists of a top line with a treble clef and a bottom line with a bass clef. The top line contains the text 'Pigen Sjipper.' with small boxes containing symbols above the words. The bottom line contains rhythmic notation: a 1/2 note, a 0/0 note, a 0/0 note, a 2/2 note, and a 2/2 note.

X: Imaginary Skip-Rope  
(Indbildt Sjippe)

The Danish Mouth-Hand System



Sutton Movement Shorthand  
 Copyright © 1976 by Valerie J. Sutton  
 All Rights Reserved  
 Pan American and Universal Copyrights Secured



# PUBLICATIONS

## INSTRUCTION TEXTBOOKS AND TAPES

- 1. Learn Sutton Sign Writing With A Teacher** - For private instruction or in the classroom, only one textbook is needed:

**Sign Writing, Sutton Movement Shorthand, The Sign Language Key, Key Five** - Complete textbook teaching reading and writing of sign language in SIGN WRITING. With hundreds of beautiful diagrams and illustrations, the textbook lists all symbols needed to read and write all sign languages. Includes Sign Literature and reading and writing lessons.

Textbook ..... \$18.00  
 Air Postage & Handling ..... \$5.50  
 Book Rate & Handling ..... \$3.00

- 2. Learn Sutton Sign Writing From Audio Tape** - For home study and Correspondence Courses, materials needed are:

Basic Textbook **Sign Writing** plus 8 hours of audio tape instruction taught by the inventor, Valerie Sutton.

Textbook & Audio Tapes ..... \$50.00  
 Air Postage & Handling ..... \$7.00  
 Book Rate & Handling ..... \$3.50

- 3. Learn Sutton Sign Writing In Sign Language From Color Video Tape** - Instruction offered on split screen in both English and Sign, taught by the inventor Valerie Sutton, signed by C.S.C. interpreter. Basic textbook **Sign Writing** is included with video tape orders.

8 1/2 hour color video tape cassettes, 3/4 inch ..... \$800.00  
 Postage, insurance and handling ..... \$25.00


8 1/2 hour color video tape cassettes, 1/2 inch ..... \$750.00  
 Postage, insurance and handling ..... \$20.00

Outside funding may make possible a lowered price for video tapes. Please inquire at time of ordering.

**Send check to:**

**THE MOVEMENT SHORTHAND SOCIETY**  
 Box 7344, Newport Beach, California, 92660, U.S.A.  
 a non-profit, tax-exempt educational corporation

California Telephone:  
 (714) 644-8342



Boston Telephone:  
 (617) 267-9092

## BOOKLETS AND PAPERS

- 1. The American Manual Alphabet** - Illustrative pages showing the American Manual Alphabet in pictures and SUTTON SIGN WRITING. Useful as display charts and for classroom use ..... \$3.00
- 2. Sutton Movement Shorthand, Writing Tool For Research** - A written paper giving an introduction to the system and presenting the values of using notation as a writing tool for research in sign language and total communication ..... \$3.00

## SIGN LITERATURE

- 1. Goldilocks And The Three Bears** - Complete children's story signed in Ameslan by NTD Member Betty Beekman, written by Valerie Sutton in SIGN WRITING ..... \$3.00
- 2. Examples of Notation of the Danish Sign Language** - Notation samples of the alphabet, numbers and simple sentences in the Danish Sign Language notated in SIGN WRITING ..... \$3.00
- 3. Examples of Notation of a South-Pacific Sign Language** - Fourteen unusual signs used by *Kagobai*, the lone deaf-mute on the island of Rennell in the South Pacific notated in SIGN WRITING ..... \$3.00
- 4. The Pledge of Allegiance** - The complete pledge of allegiance signed in the Signing Exact English Method, written in SIGN WRITING ..... \$3.00
- 5. Silent Night** - The lyrics of the song Silent Night signed in the Signing Exact English Method, written in SIGN WRITING ..... \$3.00
- 6. Ecclesiastes, Chapter 3, Verses 1-4** - Signed English translation of these Bible passages written by Brenda Humphrey of The National Technical Institute For The Deaf in SIGN WRITING ..... \$3.00
- 7. How's That Again?** - Poem in sign language by Harmon Paul Menkis, written in SIGN WRITING by Barbara Ray Holcomb, both staff members, National Technical Institute For The Deaf ..... \$3.00