

Writing ASL Grammar

in SignWriting®



Grammar Lesson 1

by

Dr. Karen van Hoek

Signed In ASL by George 'Butch' Zein




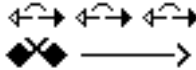

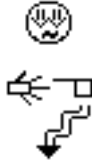





GRAMMAR LESSON ONE by Dr. Karen van Hoek, George 'Butch' Zein, and DAC members

TOPICS

American Sign Language (ASL) uses facial expressions to convey grammatical information. For example, a topic is basically "what the sentence is about". In ASL, there is a special construction in which the topic is placed at the beginning of the sentence. A special facial expression is used along with the topic. The eyebrows are raised. Example One: Fish, I like trout. Example Two: That car there, I want to buy it.

3

Column 2

English Gloss		eyebrows up
different		
facial expressions		
etc.		eyegaze down tense lips
		short pause
ASL-it		right hand fingerspells, then left hand points to the "L" hand at the end of the fingerspelling
use		short pause
facial expressions		tense lips
		short pause

4

Column 3

English

Gloss

for-for?



eyebrows up
head forward



questioning pause

show



grammar



structure



end of thought



for example



short pause



topic



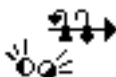









short pause






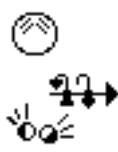






5

Column 4









<u>English</u>	<u>Gloss</u>	
means		
what		shoulders up
sentence		
about		
		short pause
basically		head nods approvingly head movement is "down-down"
		end of thought
ASL-it		left hand fingerspells, then right hand points to the "L" hand at the end of the fingerspelling
		short pause
has		

6

Column 5

<u>English</u>	<u>Gloss</u>	
special		
rules		
		end of thought
sentence		
		short pause
topic		left hand continues to hold the handshape that was used in the previous sign for "sentence", while the right hand fingerspells the word "topic"
		
first		left hand continues to hold the handshape that was used in the sign for "sentence", while the right hand signs "first"
put-to-the-left		left hand continues to hold the handshape that was used in the sign for "sentence", while the right hand signs "put-to-the-left"
		

Column 6

<u>English</u>	<u>Gloss</u>	
with		
special		
facial expressions		
what?		
		questioning pause
eyebrows		
eyebrows up		
		pause before showing an example

8

Column 7

English

Gloss

fish



eyebrows up
marking the
topic "fish"



short pause

me



eyegaze diagonally-up-right,
corners of mouth slightly curved
down, wrinkles on side of mouth

like



short pause






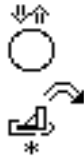

trout



end of thought

9

Column 8

<u>English</u>		
<u>Gloss</u>		
that		eyebrows up marking the topic "that car"
car		
over there		
		short pause
want		
buy		head says "yes" movement is "down-up"
		end of thought

10

Learn To Read ASL in SignWriting

by
Valerie Sutton

Introduction
Another Way To Learn SignWriting

Lesson One:
Learn To Read Goldilocks I



Writing ASL Grammar

**Lesson One:
Topics**

**Click here to start
Lesson One...**

This article can be accessed on the World Wide Web.

Come visit the **SignWritingSite** at:

<http://www.SignWriting.org>

Layout & Design by Valerie Sutton

Copyright © 1998 Center For Sutton Movement Writing, Inc.

SignWriting® and SignWriter® are registered trademarks of CSMW.